



AGENDA

Rogers City Council

November 25, 2025 - 7:00 PM

1. CALL TO ORDER AND PLEDGE OF ALLEGIANCE

2. OPEN FORUM

Individuals may address the Council about any item not contained on the regular agenda. A maximum of 10 minutes is allocated for the Forum. If the full 10 minutes are not needed for the Forum, the Mayor will continue with the agenda. If additional time is needed for the Forum, the Council will continue the Forum following Other Business on the agenda. The Council will take no official action on items discussed at the Forum, with the exception of referral to staff or Commission for future report.

3. PRESENTATIONS

4. APPROVE AGENDA

Council members may add items to the agenda for discussion purposes or staff direction only. The Council will not normally take official action on items added to the agenda.

5. CONSENT AGENDA

These items are considered to be routine and will be enacted by one motion. There will be no separate discussion of these items unless a Councilmember so requests, in which event the item will be removed from the Consent Agenda and placed elsewhere on the agenda.

5.1 Approve the November 13, 2025 Work Session Minutes and the November 13, 2025 City Council Meeting Minutes

5.2 Approval of Bills and Claims

5.3 Approve Resolution 2025-92 Authorizing Execution of User Agreement with Hennepin County for Cyclomedia Software

5.4 Approve Change Order No. 19 (Labor) and Change Order No. 20 (Materials) for HealthPartners Fieldhouse Facility, City Project No. 2201

5.5 Approval of Resolution 2025-95 Authorizing a Lot Split for Kemmetmueller Land with PID 20-120-23-32-0001

5.6 Approval of Employment Agreement with Police Chief Dan Wills

5.7 Approval of Resolution 2025-97 Authorizing a Letter of Credit Reductions for Northview Preserve

6. PUBLIC HEARINGS

6.1 Public Hearing to Consider Adopting the Following Ordinances:

- Ordinance No. 2025-11, An Ordinance Adopting the 2026 Master Fee Schedule for the City of Rogers
- Ordinance No. 2025-12, An Ordinance Repealing Ordinance 2024-13; Establishing Utility Rates for Sanitary Sewer, Water, and Storm Water within the City of Rogers
- Resolution No. 2025-93, A Resolution Authorizing Summary Publication of Ordinance No. 2025-11

7. GENERAL BUSINESS

7.1 Accept Bids and Award Contract for the South Diamond Lake Road and Hassan Parkway Mill and Overlay, City Project Nos. 2401 & 2402

7.2 Approval of Resolution 2025-96; Accepting Donation of \$12,500 from the Rogers Rotary for Trees at South Community Park

7.3 Fund Balance Policy/Use of Fund Balance Discussion

8. OTHER BUSINESS

9. CORRESPONDENCE AND REPORTS

9.1 Third Quarter 2025 Financial Reports

9.2 2025/2026 Council State Goalsetting Workplan Updated 11/25/2025

10. ADJOURN



STAFF REPORT

Meeting Date: November 25, 2025

ROGERS CITY COUNCIL

Agenda Item: 5.1

Subject: Approve the November 13, 2025 Work Session Minutes and the November 13, 2025 City Council Meeting Minutes

Prepared By: Stacie Brown, City Clerk

Recommended Council Action

Motion to approve the November 13, 2025 Work Session minutes and the November 13, 2025 City Council meeting minutes.

Overview / Background / Analysis

Staff Recommendation

Motion to approve the November 13, 2025 Work Session minutes and the November 13, 2025 City Council meeting minutes.

Financial Impact:

Source Fund:

Budgeted?

Supporting Documentation

A. 11132025min worksession

B. 11132025min

1. CALL TO ORDER

The work session of the City Council of the City of Rogers was called to order by Mayor Klick on Thursday, November 13, 2025, at 5:00 PM at Rogers Community Room, 21201 Memorial Drive, Rogers, MN, 55374 and online in the Zoom application.

Council present: Shannon Klick, Kevin Jullie, Mark Eiden, Amy Enga, Joel Brockman
Council excused: None.

Staff present: Steve Stahmer, Administrator; Stacy Scharber, Assistant City Administrator/HR Director; Bridget Bruska, Finance Director; Matthew Rathlisberger, Assistant Finance Director; Dan Wills, Chief of Police; Patrick Farrens, Fire Chief; Doran Cote, Public Works Director/City Engineer; Brett Angell, Community Development Director; Jason Greninger, IS Director; and Stacie Brown, City Clerk.

2. GENERAL BUSINESS

2.1 Final Levy Discussion

Finance Director Bruska provided an overview of the 2026 budget process to date, explaining that this Work Session will include a recap of information and time to discuss final direction from the Council. One more budget meeting is scheduled, unless a consensus is reached by the Council tonight.

Bruska reviewed updated market value and tax capacity numbers as of the beginning of November, noting a slight decrease from the last time this information was presented. With respect to the proposed levy as shown in the documents, this would result in a proposed tax rate of just under 42%. Bruska explained that commercial values increased slightly while industrial values decreased slightly, and residential values increased almost 10%, mostly due to new growth.

Councilor Enga asked if the decrease in apartment values may be due to age. Community Development Director Angell explained that it's mostly due to age, noting they are valued more like commercial properties. Bruska reviewed changes in the composition of the tax base, with residential starting to outpace commercial. She shared a historical representation going back to 2002, and the correlation of tax capacity with tax rates.

Bruska reviewed the tax calculator formula with historical values over the last 10 years, noting that overall, there would have been an increase of about \$91 per year. She provided a graphical representation of the Property Tax Levy broken out between General Fund Levy, the General Levy, and Special Debt Levies. She also reviewed changes which have been made since the Preliminary Levy was set.

Bruska shared a budget worksheet reflecting the impact if we adjusted the budget method for timing of hires in the police department, which could bring a \$177,000 reduction to the levy. She noted this budgeting approach would put the City behind for the 2027 Levy.

Councilor Eiden noted that it would depend on the number of hires, expressing it would help to have a 2 to 3-year notice on staffing needs.

When reviewing the staffing plan, Councilor Enga asked if it made sense to maintain a specific rate for COLA, and Bruska explained the rate has been trending down; however, the employment market would be a factor. Bruska pointed out that some of the requests are not under the General Fund and would not be related to the Levy. When discussing the impact the proposed Deputy Police Chief would have, she noted the effect of back-filling positions would be a potential savings of \$40,000. She shared the challenges in using this approach for budgeting.

Bruska reviewed Capital Reserves, showing various reserves, annual contributions, and purposes. With expenditures in mind for staffing and a future Civic Campus, a jump is recommended to the equipment reserve each year, but this could be paused. The Subgrade Corrections Reserve is fully funded, should residents come forward wanting roads paved. The cost of construction materials would likely go up higher than the interest rate.

Bruska reviewed the existing Parks Capital Reserves, noting that as more parks are added, this should be monitored. The RAC Capital Reserve has remained relatively flat. Unrestricted Funds include the Tower and Billboard Lease Fund with a current balance of \$2 million, and Underserved Municipalities Distribution having a balance of \$887,000. Assistant Administrator Scharber noted that the funds referenced on a specific page of the budget document are all unrestricted. Bruska noted that the funds are committed and would require an update to the City's existing Fund Balance policies to allocate the funds elsewhere.

City Administrator Stahmer stated that if Council wishes to postpone increasing contributions to capital reserves, that is an option. Mayor Klick asked if the Tower and Billboard Fund was not being included but being leaned on. Bruska stated that, historically, it's been spent on park-related items. However, if Council wishes to use it for the Civic Campus, this is an option. It was last used for the Event Center.

Klick asked if the ERP request in the budget is for 2026. Bruska stated it's still planned for 2026, but the implementation might look different than expected. This request will not impact the Levy, and Council would still need to approve it separately.

Bruska explained that the fund balance is meant for times of emergency, but if there's an excess at the point of bonding for the new campus, it may be an option. Enga asked if the bond rating would be impacted in the future if the percentage is dropped, and Stahmer replied that it should not affect the bond rating. Klick expressed concern about it being years before the tax rate is below 40% again.

Bruska noted that if the Council were in favor of pausing an additional \$100,000 designated for Capital Equipment and budgeting positions in phases, there would be a decrease in the Levy of about 2%. Klick asked Farrens about a position that was going from PT to FT, and Farrens explained that position was already given up. Jullie asked Bruska to elaborate on emergency scenarios. Scharber noted it would be in case the City didn't receive funds from the County as expected. Bruska stated one emergency example would be a cyberattack.

Bruska asked if the Council is comfortable with a 12.26% Levy increase, 41.21% tax rate, and a median valued home increase of a little over \$12/month. Brockman expressed that with services in mind, this seems reasonable. He asked Public Works Director/City Engineer Cote how many miles of new streets the City has added. Cote stated that won't be known until a while, but he estimated 4–5 miles.

Eiden expressed that staff know the budget best, and the Council was asked to shake it out. He asked if it's better to get a threshold from the Council in the future. Stahmer said that, philosophically, these should be Council-level decisions, and when it's been tried, the Council ultimately wanted to see what was taken out. Bruska explained that the highlight spreadsheet is prepared to narrow down the impactful decisions for the Council.

Brockman shared his approach of sitting down with a Department Head to go over cause and effect for positions. Jullie recalled the goal-setting session, and some of those requests could be put in terms of service levels to allow Council to rank them earlier in the process. Bruska asked if the next tentatively scheduled meeting should be canceled. Council agreed that it could.

Bruska raised the topic of a Utility Rate Study, including access and trunk charges (impact fees). AE2S was hired to do the study, and they have been very thorough. The trunk funds are for lines throughout the city, and access fees cover the water tower, storage and lift stations. The approach has been to see what fees need to be charged in total to fund renewal and replacement capital.

Bruska stated that AE2S will be coming in February with recommendations. Based on what is being seen, there would be a slight increase in these impact fees. Trunk fees are generally paid by the developer, and access charges are when the permit comes in. One theoretical decision would be whether to put more of the charges on the developer or on the building permit. AE2 advised that splitting it equally between the two is a common approach.

Right now, the fees are set as 10-15% on the development, and 85–90% on the building permit. Staff would recommend moving toward more of a 50/50 split. Cote noted this can be dependent on the growth of the community, and this is a policy decision for Council to determine. Enga noted the potential benefit in collecting sooner, and Bruska agreed.

A general direction was provided for staff to work with AE2S and move towards a 50/50 approach for impact fees, while taking into consideration where our proposed fee would fall amongst comparable cities.

3. ADJOURN

Mayor Klick adjourned the meeting at 6:42 p.m.

Respectfully submitted,

Stacie Brown
City Clerk

1. CALL TO ORDER AND PLEDGE OF ALLEGIANCE

The regular meeting of the City Council of the City of Rogers was called to order by Mayor Klick on Thursday, November 13, 2025, at 7:00 PM at Rogers Community Room, 21201 Memorial Drive, Rogers, MN, 55374 and online in the Zoom application.

Council present: Shannon Klick, Kevin Jullie, Mark Eiden, Amy Enga, Joel Brockman
Council excused: None

Staff present: Steve Stahmer, Administrator; Stacy Scharber, Assistant City Administrator/HR Director; Bridget Bruska, Finance Director; Matthew Rathlisberger, Assistant Finance Director; Dan Wills, Chief of Police; Patrick Farrens, Fire Chief; Doran Cote, Public Works Director/City Engineer; Brett Angell, Community Development Director; Alec Henderson, City Planner; Jason Greninger, IS Director; Bob Vose, City Attorney; and Stacie Brown, City Clerk.

2. OPEN FORUM

Joey Rodriguez, 21909 Elm Parkway, came forward to express concerns over Dutch Knolls Park and South Community Park. He noted that Dutch Knolls Park doesn't have signs saying that there is no parking at certain times. Mr. Rodriguez stated that his neighbors, friends and family in the area have noticed more parking and unusual activity in the middle of the night, and a neighbor's wife was followed by people they didn't know. He's requesting that the City install a light and/or no-parking sign near Dutch Knolls Park. He would also like to have more police presence around that area.

3. PRESENTATIONS

None.

4. APPROVE AGENDA

Mayor Klick added Item 8.1 to the agenda; Motion to Cancel November 25, 2025 Work Session.

Councilor Enga moved, Councilor Brockman seconded a motion to approve the agenda as amended. Motion carried 5-0.

5. CONSENT AGENDA

5.1 Approval of the October 28, 2025 Work Session Minutes and the October 28, 2025 City Council Meeting Minutes

5.2 Approval of Bills and Claims

- 5.3 Motion to Schedule a Work Session at 6:00 p.m. on December 9, 2025 for a Review of City Ordinances and Codes
- 5.4 Approval of 2026 Tobacco Licenses
- 5.5 Approval of Resolution 2025-86 Declaring Saturday, November 29th as Small Business Saturday in the City of Rogers
- 5.6 Approve Parking Restrictions on Portions of Quiram Drive and Marsh View Boulevard
- 5.7 Approve Change Order No. 17 (Labor) and Change Order No. 18 (Materials) for HealthPartners Fieldhouse Facility, City Project No. 2201
- 5.8 Approval of Resolution 2025-85 Approving a Site Plan for the Rogers Commerce Boulevard Small Bay Warehouse Development
- 5.9 Approval of LiveBarn and MN Hockey TV Exclusive Streaming Agreement for Rink 1 at the TruStone Center
- 5.10 Approval of the Sixth Amendment to the Purchase Agreement with Duffy Development for the Sale of City Owned Property on Main Street
- 5.11 Consider Ordinance 2025-10 Amending Chapter 113 Related to Electronic Message Centers, and Consider Resolution 2025-83 Authorizing Publishing of Ordinance Summary
- 5.12 Approval of Resolution 2025-88 Accepting Sanitary Sewer and Water Improvements for Continual Maintenance and Authorizing a Letter of Credit Reduction for Big Woods Crossing
- 5.13 Approval of Resolution 2025-89 Accepting Sanitary Sewer and Water Improvements for Continual Maintenance and Authorizing a Letter of Credit Reduction for Big Woods Crossings 2nd Addition.
- 5.14 Approval of Resolution 2025-90 Authorizing a Letter of Credit Reduction for Big Woods Crossing 3rd Addition

Councilor Brockman requested to pull Item 5.10 for separate discussion.

Councilor Jullie moved, Councilor Brockman seconded a motion to approve the Consent Agenda as amended. Motion carried 5-0.

Item 5.10 Approval of the Sixth Amendment to the Purchase Agreement with Duffy Development for the Sale of City-Owned Property on Main Street

Councilor Brockman asked for clarification of the reason for the extension and any possible risks for the City. Community Development Director Angell explained this amendment corresponds to additional language being included and moving the proposed closing date to no later than December 5, 2025 to further align with the Minnesota Housing financing closing date. He shared that asbestos abatement had begun prior to the closing, with assurances given to the City.

Brockman asked if all work done by the developer would be forfeited by them in the event the closing doesn't happen. Angell confirmed that was correct, adding that the asbestos abatement work is being done at the expense of Duffy Development and not the City. Brockman asked City Attorney Vose about any risk to the City in approving this extension. Vose stated that the risk would be if the development doesn't happen, and there is no risk in this extension.

Councilor Brockman moved, Councilor Enga seconded a motion to approve the Sixth Amendment to the Purchase Agreement with Duffy Development for the sale of City-owned property on Main Street. Motion carried 5-0.

6. PUBLIC HEARINGS

None.

7. GENERAL BUSINESS

7.1 Approval to Hire ReAnna Groettum as the Administrative Assistant for City Hall

City Administrator Stahmer summarized the background of the Administrative Assistant position, which will allow the current Permit Technician/Admin Assistant to devote her full-time to the Building Department. The City received and scored 97 applications for this position, resulting in eight first-round interviews. Four candidates were invited back for second interviews. ReAnna Groettum was unanimously selected as the top candidate.

Stahmer shared details on Ms. Groettum's professional background and customer service experience, which will be very well-suited for supporting multiple departments in this role. Her anticipated start date would be November 24, 2025. Fire Chief Farrens added that she is also an Army Veteran.

Councilor Eiden moved, Councilor Brockman seconded a motion granting approval to hire ReAnna Groettum as the Administrative Assistant for City Hall. Motion carried 5-0.

7.2 Consideration of a Concept Plan Application by Bader Companies and Ebert Companies for the Multifamily Housing Development at 21601 John Deere Lane (Willis Trucking Site)

Community Development Director Angell shared a concept plan for a site located at 21601 John Deere Lane. He explained that the property is contaminated due to previous industrial uses on the site, with substandard buildings present. The proposed use is 181 units of market-rate apartments. The concept is consistent with planning efforts as multifamily apartments or condos. The additional residential use would support Main Street's commercial uses and would also remove conflicting industrial uses from the district.

Angell explained that the Concept Plan meets setback requirements and includes 358 parking stalls (195 enclosed, 163 surface). Two access points are proposed on John Deere Lane along the site's edges. A vast majority of the units are in the one-bedroom range. Angell reviewed the color site plan, with parking surrounding the edges and providing a buffer from the railroad. He shared architectural details (including materials), floor plans and additional renderings.

Angell noted that staff recommendations include a traffic analysis with full land use submissions in the future, inclusion of a truck turning exhibit with future submittals, and adjustments to landscaping. The developer has submitted a request for Tax Increment

Financing (TIF). This project meets the "but-for" test for TIF, and the property would qualify for redevelopment assistance. The current market value is \$1,688,000 and future estimated market value would be \$41,630,000.

Mayor Klick inquired about how this plan would work with the proximity of the Civic Campus, expressing concern about the current volume of Main Street traffic. Angell noted that traffic for this development would be flowing to Main Street from John Deere Lane, with a minimum of one future connection anticipated from John Deere to Industrial Drive. He reviewed the access points in relation to the Civic Campus, and the anticipated traffic flow.

Councilor Eiden asked Angell what staff anticipate doing if the traffic study nets poor results. Angell explained that from a timing perspective, this works out very well as the master plan process is underway, and options can be included in that process.

Assistant Administrator/HR Director Scharber noted that by the time this project would be completed, the Fletcher Bypass project would be done, alleviating some of the south-bound Main Street traffic. Councilor Brockman asked about the amount of projected relief. Public Works Director/City Engineer Cote replied that a good amount of traffic would move from using Main Street to Fletcher Bypass when it opens. Eiden added that the design of Fletcher Bypass would make it a more desirable route.

Klick addressed an audience member's concern related to traffic near the elementary school, explaining that part of the Main Street planning process involves traffic-calming. Councilor Enga noted that growth plans are shared with the schools, and these would be mainly single-occupancy units. She expressed that with three large buildings proposed for downtown, she would like to see the area used more for restaurants/shops.

Scharber noted that once Fletcher Bypass is completed and the City takes over Main Street, speed limits will be set by the City. Public Works Director/City Engineer Cote added that current plans include significant traffic-calming, including lowering of speeds.

Councilor Jullie asked about the financing, and what triggers the TIF justification. Angell explained that cities create a target rate of return for development, with both sides reviewing the numbers. He explained that TIF requests are reviewed on their own basis to ensure a proper review of finances. This specific request has been reviewed by Ehlers, who have verified the need for assistance with this project.

Klick asked about noise concerns with the railroad, police department and traffic. Angell replied that the recommendations for landscaping and the planned buffer would address some noise concerns. Klick asked Police Chief Wills if he had any concerns. Wills stated that he does have concerns about there being an elevated line of site to the police department and parking lot. However, there may not be much control over this.

Wills added that if landscaping is the only option, it's better than nothing; but he'll never say this is ideal. Scharber noted that other employees would be facing that building. Angell added that as part of the master plan, there may be a shift in recommended use for a property directly adjacent to the secured area.

Jullie asked for clarification that these would all be market-rate units, which Angell confirmed. Enga said she feels apartments are not best for that location. Eiden stated he knows the plan has always been for this type of development. Angell noted the property would be a difficult sell for a commercial user, and nobody has approached the City in the two years it's been for sale. He sees residential use being beneficial to the goals for Main Street, as it would help build steam for businesses.

Will O'Keefe and Robb Bader of Bader Companies came forward. Mr. O'Keefe expressed appreciation for the prospect of investing in Main Street. Mr. Bader emphasized that they are owner/operators, not just developers; and they will work through issues as they're brought up.

Angell asked for Council's feedback. Eiden expressed confidence in staff's support for the use of TIF, noting this seemed like an appropriate project. Jullie asked what a reasonable timeline is for TIF, and Angell explained that a term sheet would outline the duration and amounts, and spring of 2026 would be the anticipated start date for construction to begin. Overall, construction would take approximately a year. Klick stressed that adding to the traffic on Main Street before it's fixed will be a problem.

7.3 Consider Resolution 2025-84 Approving Variance for Miller Chevrolet to Replace Pylon Sign Face with Larger EMC Panel

City Planner Henderson shared details on a variance request related to a pylon sign submitted by Miller Chevrolet, including the business location, acreage and zoning. The original Electronic Message Center (EMC) sign was installed in 1993 at 230 square feet with 40 square feet of static sign. In 2010, that sign was replaced by the current sign, having a 226 square foot panel, 40 square feet of which is static.

Henderson explained the variance request is related to the sign height and expanding the existing EMC panel to 211 square feet. He explained that based on the current sign code, any replacement of this sign would require a variance. Councilor Eiden asked if this is a failing EMC. Henderson confirmed it is an older sign which is failing and needs to be completely replaced. He provided details on similar signs nearby, including dimensions.

Henderson shared that the Planning Commission ultimately recommended approval 5-2. Eiden expressed that if the policy is spot-on, the signs should start to conform to the policy, rather than seeing a variance every time a repair is needed. Enga shared that the Planning Commission meeting comments included looking forward (vs. looking back to the 1990s).

Council continued discussion on the overall sign code and the need to work within its parameters. Enga asked about the potential for an overlay district in this area, and Community Development Director Angell stated he's not opposed. However, this parcel having such a wide frontage would eliminate concerns of signs at various heights and clutter.

Councilor Jullie asked for a summary of the Planning Commission's determination. Henderson explained they were questioning a variance after the sign code was just updated. He shared a historical photo of the sign from 1993, which was replaced with a

smaller EMC in 2010.

Councilor Brockman moved, Councilor Enga seconded a motion to adopt Resolution 2025-84, approving a variance for Miller Chevrolet to replace the pylon sign face with a larger EMC panel, subject to the terms and conditions as listed in the Resolution. Motion carried 5-0.

8. OTHER BUSINESS

8.1 Motion to Cancel the November 25, 2025 Budget Work Session

Mayor Klick moved, Councilor Brockman seconded a motion to cancel the November 25, 2025 Budget Work Session. Motion carried 5-0.

9. CORRESPONDENCE AND REPORTS

None.

10. ADJOURN

Mayor Klick adjourned the meeting at 8:27 p.m.

Respectfully submitted,

Stacie Brown
City Clerk



STAFF REPORT
ROGERS CITY COUNCIL

Meeting Date: November 25, 2025

Agenda Item: 5.2

Subject: Approval of Bills and Claims
Prepared By: Bridget Bruska, Finance Director

Recommended Council Action

Motion to approve bills and claims as presented.

Overview / Background / Analysis

According to the City's purchasing policy, all purchases made by City staff must be reviewed and approved by the City Council during each Council meeting via the consent agenda.

The accounts payable registers detailing the payments issued by the City since the cutoff date of the last Council meeting are attached to this item.

Staff Recommendation

Motion to approve bills and claims as presented.

Financial Impact: \$2,964,923

Source Fund: Multiple

Budgeted? N/A

Supporting Documentation

- A. AP Cover Sheet
- B. 11-07-2025 Checks #96346-96397 & ACH Payments
- C. 11-14-2025 Checks #96398-96443 & ACH Payments
- D. October Purchasing Cards

CITY OF ROGERS
11.25.2025 CITY COUNCIL MEETING
OPERATING ACCOUNTS - ADDITIONAL CLAIMS PAID/TO BE PAID

City Payroll Checks, Taxes & Misc Fees Paid

11/13/2025 ADP Child Support/Garnishment	124.62
11/13/2025 ADP Direct Deposits	265,636.88
11/7/2025 ADP Fees	842.70
11/7/2025 ADP Fees	1,028.60
11/7/2025 ADP Fees	1,777.00
11/13/2025 ADP Payroll Taxes	103,951.18
11/5/2025 Colonial Life (Employee Paid Supplemental Plan)	227.58
11/6/2025 Health Equity FSA/DCAP	2,407.75
11/13/2025 Health Equity FSA/DCAP	800.00
11/12/2025 Associate Bank Implementation Fee	250.00
11/7/2025 Health Equity FSA Participant Fees November	49.50
11/17/2025 ICMA Deferred Compensation	2,778.83
11/15/2025 Optum Health Plan Fund	3,300.00
11/13/2025 Optum Health Plan Fund	6,694.97
11/17/2025 PERA	78,828.92
11/17/2025 PERA - Omitted Deductions	3,379.14
11/17/2025 State of MN HCSP	4,075.80
11/17/2025 State of MN - Deferred Comp	12,374.00
11/5/2025 The Hartford - November	2,272.80
Payroll & Misc Fee Expenditures	<u>490,800.27</u>

City Checks & ACH Paid

11/7/2025 City Checks & ACH Paid (96346-96397)	2,018,769.31
11/14/2025 City Checks & ACH Paid (96398-96443)	376,741.74
City Check & ACH Expenditures	<u>2,395,511.05</u>

City Misc ACH/Wires Paid

11/18/2025 Civic Pay ACH Fees Utility Billing	41.68
10/17/2025 US Bank Credit Cards - October	71,617.30
11/12/2025 Wells Fargo Client Analysis Fees	2,392.70
11/18/2025 MNDOR - Water Sales Tax	4,560.00
City ACH/Wire Expenditures	<u>78,611.68</u>

City Total To Be Approved

2,964,923.00

Accounts Payable

Computer Check Proof List by Vendor

User: mrathlisberger@rogersmn.gov
 Printed: 11/06/2025 - 3:26PM
 Batch: 00001.11.2025



Invoice No	Description	Amount	Pmt Date	Acct Number	Reference
Vendor: actfl 18150	Action Fleet Inc New Squad Build - 6852	17,098.82	11/07/2025	400-420-2100-45500-0000	Check Sequence: 1 ACH Enabled: False
	Check Total:	17,098.82			
Vendor: appco 466689	Applied Concepts, Inc Stalker Radar - New Handheld	2,845.00	11/07/2025	100-420-2100-42105-0000	Check Sequence: 2 ACH Enabled: True
	Check Total:	2,845.00			
Vendor: aspmi 363353 363465 363762 363769 363977	Aspen Mills Uniforms - Jacket - Officer Steele Leather Name Tag-K. Nelson Polo-A. Ende 1/4 Zip Shirt - P. Farrens Uniforms - Alterations - Blasko	141.65 14.85 79.95 75.48 12.85	11/07/2025 11/07/2025 11/07/2025 11/07/2025 11/07/2025	100-420-2100-42180-0000 100-420-2210-42180-0000 100-420-2210-42180-0000 100-420-2210-42180-0000 100-420-2100-42180-0000	Check Sequence: 3 ACH Enabled: False
	Check Total:	324.78			
Vendor: atek 28753 28753 28753 28753 28753 28753 28911 28911 28911	ATEK Distribution LLC LED LOT Lighting Conversion Project - CH LED LOT Lighting Conversion Project - PW LED LOT Lighting Conversion Project - CH LED LOT Lighting Conversion Project - PW LED LOT Lighting Conversion Project - PW LED LOT Lighting Conversion Project - CH LED LOT Lighting Conversion Project - CH LED LOT Lighting Conversion Project - PW/CH LED LOT Lighting Conversion Project - PW	740.58 -1,728.00 740.58 1,728.00 1,728.00 -740.58 2,920.00 -9,733.36 6,813.36	11/07/2025 11/07/2025 11/07/2025 11/07/2025 11/07/2025 11/07/2025 11/07/2025 11/07/2025 11/07/2025	400-000-0000-10100-0000 400-000-0000-10100-4012 400-410-1940-45200-0000 400-430-3000-45200-0000 400-000-0000-10100-0000 400-000-0000-10100-4012 400-410-1940-45200-0000 400-000-0000-10100-4012 400-430-3000-45200-0000	Check Sequence: 4 ACH Enabled: False

Invoice No	Description	Amount	Pmt Date	Acct Number	Reference
28911	LED LOT Lighting Conversion Project - PW/CH	9,733.36	11/07/2025	400-000-0000-10100-0000	
28925	LED LOT Lighting Conversion Project - PW	1,976.45	11/07/2025	400-430-3000-45200-0000	
28925	LED LOT Lighting Conversion Project - PW/CH	-2,823.50	11/07/2025	400-000-0000-10100-4012	
28925	LED LOT Lighting Conversion Project - CH	847.05	11/07/2025	400-410-1940-45200-0000	
28925	LED LOT Lighting Conversion Project - PW/CH	2,823.50	11/07/2025	400-000-0000-10100-0000	
	Check Total:	15,025.44			
Vendor: belco	Bellboy Corporation			Check Sequence: 5	ACH Enabled: True
0110472700	Mix	55.05	11/07/2025	609-497-9760-42540-0000	
0209466900	Liquor	1,071.92	11/07/2025	609-497-9760-42510-0000	
0209466900	Wine	242.00	11/07/2025	609-497-9760-42530-0000	
0300441900	THC	429.90	11/07/2025	609-497-9760-42535-0000	
	Check Total:	1,798.87			
Vendor: bnsf	BNSF Railway Company			Check Sequence: 6	ACH Enabled: False
90293015	Fletcher Ln -Install RR Crossing Signals/Flasher	791.54	11/07/2025	402-000-0000-10100-0000	
90293015	Fletcher Ln -Install RR Crossing Signals/Flasher	791.54	11/07/2025	402-430-3121-45300-1409	
90293015	Fletcher Ln -Install RR Crossing Signals/Flasher	-791.54	11/07/2025	402-000-0000-10100-5000	
	Check Total:	791.54			
Vendor: borst	Border States Industries, Inc.			Check Sequence: 7	ACH Enabled: True
931396216	THM - E986G Cond Body 1-1/4 Lb PVC - Well	35.44	11/07/2025	601-494-9440-42104-0000	
931396216	EPVC - SCH40-1-1/4" 10'-PVC-Cond - Well 5	55.36	11/07/2025	601-494-9440-42104-0000	
931396216	EPVC - ELB-PN-1-1/4"-90 Deg-Std-SCH40 - W	10.28	11/07/2025	601-494-9440-42104-0000	
931418711	EPVC - SCH40 1 1/4" 10' PVC COND - Well 5	165.38	11/07/2025	601-494-9440-42104-0000	
	Check Total:	266.46			
Vendor: boutr	Bound Tree Medical, LLC			Check Sequence: 8	ACH Enabled: False
85966353	Epi Kits	133.57	11/07/2025	100-420-2210-42170-0000	
85970714	Epi Syringe Kit	127.99	11/07/2025	100-420-2210-42170-0000	
85974572	Lucas Straps X4	441.99	11/07/2025	100-420-2210-42170-0000	
	Check Total:	703.55			
Vendor: boytr	Boyer Ford Trucks			Check Sequence: 9	ACH Enabled: True

Invoice No	Description	Amount	Pmt Date	Acct Number	Reference
WF3932	#40-018 '26 Plow Truck Chass VIN:5KKHBPFN	167,392.99	11/07/2025	400-000-0000-15501-0000	
	Check Total:	167,392.99			
Vendor: brain	Braun Intertec Corporation			Check Sequence: 10	ACH Enabled: False
B450372	TIF #1 Geotechnical Eval. 21701 Industrial Blvd	2,950.00	11/07/2025	450-465-6500-43030-2304	
	Check Total:	2,950.00			
Vendor: Wirbe	BreakThru Beverage Minnesota Wine & Sprirts			Check Sequence: 11	ACH Enabled: True
123986709	Liquor	1,452.32	11/07/2025	609-497-9760-42510-0000	
123986710	Wine	230.90	11/07/2025	609-497-9760-42530-0000	
123986711	Mix	155.17	11/07/2025	609-497-9760-42540-0000	
413828224	Liquor Credit	-62.67	11/07/2025	609-497-9760-42510-0000	
413937732	Liquor Credit	-199.45	11/07/2025	609-497-9760-42510-0000	
413937733	Wine Credit	-410.90	11/07/2025	609-497-9760-42530-0000	
413960712	Mix Credit	-8.00	11/07/2025	609-497-9760-42540-0000	
413980022	Wine Credit	-91.45	11/07/2025	609-497-9760-42530-0000	
414121499	Liquor Credit	-20.89	11/07/2025	609-497-9760-42510-0000	
414121500	Liquor Credit	-110.26	11/07/2025	609-497-9760-42510-0000	
	Check Total:	934.77			
Vendor: capbe	Capitol Beverage			Check Sequence: 12	ACH Enabled: True
3209307	Wine	528.90	11/07/2025	609-497-9760-42530-0000	
3209308	Liquor	1,110.55	11/07/2025	609-497-9760-42510-0000	
3209309	NA	140.65	11/07/2025	609-497-9760-42540-0000	
3209309	Beer	4,961.70	11/07/2025	609-497-9760-42520-0000	
	Check Total:	6,741.80			
Vendor: carcl	Carson, Clelland & Schreder			Check Sequence: 13	ACH Enabled: True
8583	October Attorney Fees	7,343.00	11/07/2025	100-420-2100-43040-0000	
	Check Total:	7,343.00			
Vendor: cdwgo	CDW Government			Check Sequence: 14	ACH Enabled: True
AG5Z86F	Viewsonic 27" 4K UHD Monitors - M. Dalchow	119.03	11/07/2025	100-450-5200-42010-0000	
AG5Z86F	Viewsonic 27" 4K UHD Monitors - M. Dalchow	238.07	11/07/2025	100-430-3000-42010-0000	

Invoice No	Description	Amount	Pmt Date	Acct Number	Reference
AG5Z86F	Viewsonic 27" 4K UHD Monitors - M. Dalchow	59.52	11/07/2025	601-494-9440-42010-0000	
AG5Z86F	Viewsonic 27" 4K UHD Monitors - M. Dalchow	59.52	11/07/2025	602-495-9490-42010-0000	
AG5Z86F	Viewsonic 27" 4K UHD Monitors - M. Dalchow	119.04	11/07/2025	205-450-5205-42010-0000	
	Check Total:	595.18			
Vendor: cdwgo	CDW Government			Check Sequence: 15	ACH Enabled: True
AG6SQ3N	Speaker Replacements - Sgt Dupic	30.85	11/07/2025	100-420-2100-42010-0000	
	Check Total:	30.85			
Vendor: cdwgo	CDW Government			Check Sequence: 16	ACH Enabled: True
AG6SQ4K	Monitor Replacements For H. Parker	595.18	11/07/2025	100-410-1520-42010-0000	
	Check Total:	595.18			
Vendor: cdwgo	CDW Government			Check Sequence: 17	ACH Enabled: True
AG6721W	Apple 11 Ipad - Fieldhouse	580.53	11/07/2025	209-450-5207-42010-0000	
	Check Total:	580.53			
Vendor: cencu	Center Cut Meats, LLC			Check Sequence: 18	ACH Enabled: True
October 2025	Senior Dining - October 2025	907.50	11/07/2025	100-450-5186-43444-0000	
	Check Total:	907.50			
Vendor: cenen	CenterPoint Energy Resources Corp.			Check Sequence: 19	ACH Enabled: False
5490566-6	Gas - CH October	128.98	11/07/2025	100-410-1940-43830-0000	
5490566-6	Gas - PW October	300.95	11/07/2025	100-430-3000-43830-0000	
	Check Total:	429.93			
Vendor: cenen	CenterPoint Energy Resources Corp.			Check Sequence: 20	ACH Enabled: False
5542017-8	Gas - Sr. Center October	24.00	11/07/2025	100-450-5186-43830-0000	
	Check Total:	24.00			
Vendor: cenen	CenterPoint Energy Resources Corp.			Check Sequence: 21	ACH Enabled: False
6403368750-6	Gas - 21701 Industrial Blvd. October	26.11	11/07/2025	100-410-1940-43830-0000	
	Check Total:	26.11			

Invoice No	Description	Amount	Pmt Date	Acct Number	Reference
Vendor: cenen 11177201-8	CenterPoint Energy Resources Corp. Gas - Event Center October	257.83	11/07/2025	Check Sequence: 22 100-410-1941-43830-0000	ACH Enabled: False
	Check Total:	257.83			
Vendor: cenen 13775557-5	CenterPoint Energy Resources Corp. Gas - SCP Warming House October	52.21	11/07/2025	Check Sequence: 23 100-450-5200-43830-0000	ACH Enabled: False
	Check Total:	52.21			
Vendor: cenen 13831775-5	CenterPoint Energy Resources Corp. Gas Temp Service @ Turf Facility October	1,520.57	11/07/2025	Check Sequence: 24 410-450-5200-44310-2201	ACH Enabled: False
	Check Total:	1,520.57			
Vendor: cenen 13775555-9	CenterPoint Energy Resources Corp. Gas - SCP Storage October	66.87	11/07/2025	Check Sequence: 25 100-450-5200-43830-0000	ACH Enabled: False
	Check Total:	66.87			
Vendor: cenen 11626254-4	CenterPoint Energy Resources Corp. Gas - Splash Pad October	52.55	11/07/2025	Check Sequence: 26 100-450-5200-43830-0000	ACH Enabled: False
	Check Total:	52.55			
Vendor: berbe 10420749	Chas. A. Bernick, Inc. THC	249.80	11/07/2025	Check Sequence: 27 609-497-9760-42535-0000	ACH Enabled: False
10420750	Beer	1,083.70	11/07/2025	609-497-9760-42520-0000	
10420750	NA	36.90	11/07/2025	609-497-9760-42540-0000	
	Check Total:	1,370.40			
Vendor: cinco 4243004493	Cintas Corporation RWAS Mats & Towels 09/10/25	267.04	11/07/2025	Check Sequence: 28 609-497-9760-43100-0000	ACH Enabled: True
4248154692	Uniform - Gen'l. Gov't. Bldgs. 10/29/25	2.88	11/07/2025	100-410-1940-42180-0000	
4248154692	Mats & Towels 10/29/25	22.00	11/07/2025	100-430-3000-44060-0000	
4248154692	Uniform - PK 10/29/25	14.13	11/07/2025	100-450-5200-42180-0000	
4248154692	Uniform - Janitorial 10/29/25	2.53	11/07/2025	100-410-1940-44060-0000	
4248154692	Uniform - WTR 10/29/25	4.01	11/07/2025	601-494-9440-42180-0000	
4248154692	Uniform - SWR 10/29/25	4.00	11/07/2025	602-495-9490-42180-0000	

Invoice No	Description	Amount	Pmt Date	Acct Number	Reference
4248154692	Uniform - PW 10/29/25	23.96	11/07/2025	100-430-3000-42180-0000	
	Check Total:	340.55			
Vendor: comca	Comcast Cable Communications Inc.			Check Sequence: 29	ACH Enabled: False
8772 10 560 000	8772 10 560 0008870-Nov '25-FD St 1	2.27	11/07/2025	100-420-2210-43210-0000	
	Check Total:	2.27			
Vendor: cusmo	Cushman Motor Co Inc			Check Sequence: 30	ACH Enabled: False
211115	#15-011 Yoke Caster Frame 8" Tire	69.69	11/07/2025	100-450-5200-42103-0000	
	Check Total:	69.69			
Vendor: dahdi	Dahlheimer Distributing Co.			Check Sequence: 31	ACH Enabled: True
2594491	THC Credit	-95.00	11/07/2025	609-497-9760-42535-0000	
2609603	Beer Credit	-400.20	11/07/2025	609-497-9760-42520-0000	
2611929	Liquor	1,081.00	11/07/2025	609-497-9760-42510-0000	
2611950	NA	138.25	11/07/2025	609-497-9760-42540-0000	
2612138	Beer	712.75	11/07/2025	609-497-9760-42520-0000	
2612139	Beer	712.00	11/07/2025	609-497-9760-42520-0000	
2614399	THC	1,560.00	11/07/2025	609-497-9760-42535-0000	
2614400	Beer	15,742.95	11/07/2025	609-497-9760-42520-0000	
	Check Total:	19,451.75			
Vendor: detch	DetectaChem			Check Sequence: 32	ACH Enabled: False
INV21166	Drug Test Kits	209.96	11/07/2025	100-420-2100-42105-0000	
	Check Total:	209.96			
Vendor: cldis	Dick Family Inc.			Check Sequence: 33	ACH Enabled: True
2196071	THC	160.00	11/07/2025	609-497-9760-42535-0000	
2196071	Beer	1,854.80	11/07/2025	609-497-9760-42520-0000	
	Check Total:	2,014.80			
Vendor: ecmppu	ECM Publishers, Inc.			Check Sequence: 34	ACH Enabled: True
1070681	PHN - Sign Code 11.03.25	88.00	11/07/2025	100-410-1910-43520-0000	
1070682	PHN - Miller Chev Variance 11.03.25	88.00	11/07/2025	100-410-1910-43520-0000	

Invoice No	Description	Amount	Pmt Date	Acct Number	Reference
1072092	Ad For Bids- SDLR & Hassan Pkwy Proj 2401	328.00	11/07/2025	401-430-3121-43520-2401	
	Check Total:	504.00			
Vendor: cesi	ECSI System Integrators			Check Sequence: 35	ACH Enabled: True
392084	Access Control & Video Surveillance -Turf Facil	17,890.00	11/07/2025	410-450-5200-45200-2201	
	Check Total:	17,890.00			
Vendor: ehlas	Ehlers & Associates Inc			Check Sequence: 36	ACH Enabled: False
103417	Duffy Min. Assessment Agreement	381.25	11/07/2025	203-410-1325-43140-8150	
103417	TIF No. 16 Decertification Resolution	152.50	11/07/2025	203-410-1325-43140-0000	
103418	Ebert Apartments Willis Trucking	700.00	11/07/2025	203-410-1325-43140-8150	
	Check Total:	1,233.75			
Vendor: facmo	Elliot Auto Supply Co, Inc.			Check Sequence: 37	ACH Enabled: False
1-11207627	WIX 57502 Lube Filter	35.20	11/07/2025	100-430-3000-42103-0000	
1-11218949	#40-010 Cartridge Lube Filter	11.56	11/07/2025	100-450-5200-42103-0000	
1-11218949	#40-010 Cartridge Lube Filter	14.44	11/07/2025	100-450-5200-42103-0000	
128-226995	#35-036 Front Disc Brakes	148.50	11/07/2025	602-495-9490-42103-0000	
128-226995	#35-036 Front Disc Brakes	148.50	11/07/2025	601-494-9440-42103-0000	
128-227010	Return : WIX 51791XE Lube Filter	-36.24	11/07/2025	100-430-3000-42103-0000	
128-Z18994	Battery Core Refunds	-36.00	11/07/2025	100-430-3120-42103-0000	
128-Z18994	Battery Core Refunds	-36.00	11/07/2025	100-450-5200-42103-0000	
	Check Total:	249.96			
Vendor: emeap	Emergency Apparatus Main. Inc.			Check Sequence: 38	ACH Enabled: False
137813	Pump Drain & Deck Gun Repairs-E11	1,548.34	11/07/2025	100-420-2210-44040-0000	
137814	Pump Drain Repair-E12	331.43	11/07/2025	100-420-2210-44040-0000	
137878	Dump Chutes-T11	754.17	11/07/2025	100-420-2210-44040-0000	
137919	Aerial Master Stream Repair-TW21	202.23	11/07/2025	100-420-2210-44040-0000	
	Check Total:	2,836.17			
Vendor: feren	Ferguson Enterprises #1657			Check Sequence: 39	ACH Enabled: False
2105993	LF 1 PXPXP Tee - SCP	42.40	11/07/2025	410-450-5200-45200-2104	
2105993	LF 1 BRS 250# 2PC FP Press BV - SCP	49.34	11/07/2025	410-450-5200-45200-2104	

Invoice No	Description	Amount	Pmt Date	Acct Number	Reference
2105993	3/8 EG Chan Nut L/Spring Thin - SCP	9.22	11/07/2025	410-450-5200-45200-2104	
2105993	1 X 10 L Hard Cop Tube - SCP	253.60	11/07/2025	410-450-5200-45200-2104	
2105993	LF 1X1 BRS PXM Adapt - SCP	16.77	11/07/2025	410-450-5200-45200-2104	
2105993	1 PLAS Handle Fitting Brush - SCP	4.78	11/07/2025	410-450-5200-45200-2104	
2105993	3/8 EG Flat Square Washer - SCP	7.50	11/07/2025	410-450-5200-45200-2104	
2105993	LF 1 PXP SR 90 ELL - SCP	139.65	11/07/2025	410-450-5200-45200-2104	
	Check Total:	523.26			
Vendor: finan	Finance and Commerce			Check Sequence: 40	ACH Enabled: False
745822841	Ad For Bids- SDLR & Hassan Pkwy Proj 2401	293.93	11/07/2025	401-430-3121-43520-2401	
	Check Total:	293.93			
Vendor: finwa	Finken Water Centers			Check Sequence: 41	ACH Enabled: True
1516601	Hassan Hall Water Softener November	18.00	11/07/2025	100-410-1940-42100-0000	
	Check Total:	18.00			
Vendor: marso	Marc Frederickson			Check Sequence: 42	ACH Enabled: False
1950	50# Solar Salt	139.12	11/07/2025	100-430-3000-43820-0000	
1950	50# Solar Salt	59.63	11/07/2025	100-410-1940-43820-0000	
	Check Total:	198.75			
Vendor: gense	General Security Serv. Corp.			Check Sequence: 43	ACH Enabled: True
50046849	Splashpad-Fire Alarm & Monitoring 11/1/25-1/3	254.85	11/07/2025	100-450-5200-43100-0000	
50046905	FS2-Fire Alarm & Monitoring 11/1/25 - 1/31/26	179.85	11/07/2025	100-420-2210-43100-0000	
50046935	SCP Warming House Fire Alarm Monit 11/1/25-	179.85	11/07/2025	100-450-5200-43100-0000	
50046936	SCP Storage Bldg Fire Alarm Monit 11/1/25-1/3	179.85	11/07/2025	100-450-5200-43100-0000	
50047072	RAC Fire Alarm & Monitoring 11/1/25-1/31/26	92.85	11/07/2025	205-450-5205-43100-0000	
50047229	EC Fire Alarm & Monitoring 11/1/25 - 1/31/26	74.85	11/07/2025	100-410-1941-43100-0000	
50047230	CH-Fire Test/Alarm System Monit. 11/1/25-1/31	27.85	11/07/2025	100-410-1940-43100-0000	
50047230	PW-Fire Test/Alarm System Monit. 11/1/25-1/31	65.00	11/07/2025	100-430-3000-43100-0000	
50047230	CH-Elevator Monitoring 11/1/25-1/31/26	30.00	11/07/2025	100-410-1940-43100-0000	
	Check Total:	1,084.95			
Vendor: gopst	Gopher State One-Call Inc			Check Sequence: 44	ACH Enabled: True

Invoice No	Description	Amount	Pmt Date	Acct Number	Reference
5100722	Locates October	265.29	11/07/2025	602-495-9490-43150-0000	
5100722	Locates October	265.29	11/07/2025	601-494-9440-43150-0000	
5100722	Locates October	86.37	11/07/2025	603-496-9495-43150-0000	
	Check Total:	616.95			
Vendor: grabe MN00174511	Grape Beginnings, Inc. Wine	786.00	11/07/2025	609-497-9760-42530-0000	ACH Enabled: False
	Check Total:	786.00			
Vendor: guaf1 303556	Guardian Fleet Safety New Squad Build - 6853	23,235.21	11/07/2025	400-420-2100-45500-0000	ACH Enabled: False
	Check Total:	23,235.21			
Vendor: hassa 192630 192731	Hassan Sand & Gravel, Inc. Pulverized & Screened Topsoil - SCP Trail Pulverized & Screened Topsoil - SCP Trail	197.50 197.50	11/07/2025 11/07/2025	410-450-5200-45300-2104 410-450-5200-45300-2104	ACH Enabled: True
	Check Total:	395.00			
Vendor: hencosh 1000254869	Hennepin County Accounts Receivable Jail Per Diem - Sept 2025	678.12	11/07/2025	100-420-2100-43100-0000	ACH Enabled: False
	Check Total:	678.12			
Vendor: hohen 873371 873371 873371	Hohensteins Inc Mix Beer NA	63.75 312.00 27.00	11/07/2025 11/07/2025 11/07/2025	609-497-9760-42540-0000 609-497-9760-42520-0000 609-497-9760-42540-0000	ACH Enabled: False
	Check Total:	402.75			
Vendor: impda 4440651 4441988 4441988 4441988 4441988	Imperial Dade Tilt Truck Black Utility Duty 3/4 Yd - Fieldhouse Kaivac 12 Gl Tank 500 PSI - SCP 12" Multi-Surface Upright Vac. - Fieldhouse Timberline S-Series 20" NB - Fieldhouse Kaivac 12 Gl Tank 500 PSI - Fieldhouse	764.61 4,860.53 299.99 6,995.00 4,860.53	11/07/2025 11/07/2025 11/07/2025 11/07/2025 11/07/2025	410-450-5200-44310-2201 410-450-5200-45200-2104 410-450-5200-45200-2201 410-450-5200-45200-2201 410-450-5200-45200-2201	ACH Enabled: False

Invoice No	Description	Amount	Pmt Date	Acct Number	Reference
4444566	EC Sanitizer, Handsoap, Paper towels, TP & Cle	256.42	11/07/2025	100-410-1941-42100-0000	
4444566	CR Sanitizer, Handsoap, Paper towels, TP & Cle	256.42	11/07/2025	100-410-1940-42100-0000	
	Check Total:	18,293.50			
Vendor: ica	Institute for Environmental Asses			Check Sequence: 51	ACH Enabled: False
00060023	Rogers Indoor Turf Facility Commissioning Sept	3,128.00	11/07/2025	410-450-5200-43030-2201	
	Check Total:	3,128.00			
Vendor: intox	Intoximeters Inc.			Check Sequence: 52	ACH Enabled: True
799751	Breath Alcohol Testers - 3	1,905.00	11/07/2025	100-420-2100-42105-0000	
799940	Breath Alcohol Testers - 2	1,270.00	11/07/2025	100-420-2100-42105-0000	
	Check Total:	3,175.00			
Vendor: johbr	Johnson Brothers Liquor Co.			Check Sequence: 53	ACH Enabled: False
150774	Liquor Credit	-20.00	11/07/2025	609-497-9760-42510-0000	
150775	Liquor Credit	-4.00	11/07/2025	609-497-9760-42510-0000	
2901854	Liquor	273.54	11/07/2025	609-497-9760-42510-0000	
2909966	Liquor	1,260.66	11/07/2025	609-497-9760-42510-0000	
2909967	Wine	546.87	11/07/2025	609-497-9760-42530-0000	
2911959	Liquor	81.77	11/07/2025	609-497-9760-42510-0000	
2911960	Wine	588.69	11/07/2025	609-497-9760-42530-0000	
2912001	Liquor	2,898.27	11/07/2025	609-497-9760-42510-0000	
2912002	Wine	950.71	11/07/2025	609-497-9760-42530-0000	
2912003	THC	1,432.50	11/07/2025	609-497-9760-42535-0000	
2912004	Liquor	2,746.38	11/07/2025	609-497-9760-42510-0000	
3807630	Beer	170.80	11/07/2025	609-497-9760-42520-0000	
5069393	Wine	197.76	11/07/2025	609-497-9760-42530-0000	
5069428	Liquor	1,558.39	11/07/2025	609-497-9760-42510-0000	
5069429	Wine	3,176.28	11/07/2025	609-497-9760-42530-0000	
5069430	Wine	201.11	11/07/2025	609-497-9760-42530-0000	
5069430	Mix	56.10	11/07/2025	609-497-9760-42540-0000	
561335	Wine Credit	-137.77	11/07/2025	609-497-9760-42530-0000	
561337	Liquor Credit	-10.50	11/07/2025	609-497-9760-42510-0000	
7539799	Wine	0.30	11/07/2025	609-497-9760-42530-0000	

Invoice No	Description	Amount	Pmt Date	Acct Number	Reference
7539808	Wine	1,763.21	11/07/2025	609-497-9760-42530-0000	
	Check Total:	17,731.07			
Vendor: shagr 110-01265	Kelbro Company Ice	27.00	11/07/2025	609-497-9760-42570-0000	ACH Enabled: True
	Check Total:	27.00			
Vendor: knoco #INV-KA-460136 #INV-KA-460136 #INV-KA-460136	Knox Companies Knox Key System & Mounting Bracket X5 Cloud-1 Yr Subscription Mini Pumper-Knox Key System & Mounting Br:	7,121.00 721.00 1,389.00	11/07/2025 11/07/2025 11/07/2025	100-420-2210-42105-0000 100-420-2210-43190-0000 400-420-2210-45500-0000	ACH Enabled: False
	Check Total:	9,231.00			
Vendor: kutak 3639508 3639509 3639510 3639510 3639513	Kutak Rock LLC TIF 17 (Asguard Redevelopment) August & Sep TIF 18 (Duffy Downtown Housing) August 2025 General Matters July 2025-Business Subsidy Pol General Matters July 2025-Craft & Crew Loan Heliene MIF Loan July & August 2025	228.00 61.00 61.00 152.50 861.50	11/07/2025 11/07/2025 11/07/2025 11/07/2025 11/07/2025	463-465-6500-43040-0000 203-410-1325-43040-8150 203-410-1325-43040-0000 609-497-9760-43040-0000 203-410-1325-43040-0000	ACH Enabled: False
	Check Total:	1,364.00			
Vendor: mamun 412703 412703	M Amundson Cigar & Candy Co LLP Mix Tobacco	21.38 3,193.44	11/07/2025 11/07/2025	609-497-9760-42540-0000 609-497-9760-42560-0000	ACH Enabled: True
	Check Total:	3,214.82			
Vendor: maceq P57182	MacQueen Equipment, Inc. Cone Bag X2	27.30	11/07/2025	100-420-2210-42105-0000	ACH Enabled: True
	Check Total:	27.30			
Vendor: marri 3405	Marie Ridgeway LICSW, LLC Therapy Session	170.00	11/07/2025	100-420-2100-43140-0000	ACH Enabled: True
	Check Total:	170.00			

Invoice No	Description	Amount	Pmt Date	Acct Number	Reference
Vendor: marma 47629354	Martin Marietta Materials Inc MVWE45035(R) BM Material - SCP Trail	14,455.25	11/07/2025	Check Sequence: 60 410-450-5200-45300-2104	ACH Enabled: False
	Check Total:	14,455.25			
Vendor: cleri 832181	McDonald Distributing Company Beer	211.00	11/07/2025	Check Sequence: 61 609-497-9760-42520-0000	ACH Enabled: True
	Check Total:	211.00			
Vendor: midpl 11110A 11110A 11110A 11110i	Midwest Playscapes, Inc. Engineered Wood Fiber - Territorial Park Poured In Place Surfacing - Territorial Park Turf - Territorial Park Installation Of Playground Equipment - Territori:	5,287.50 42,742.50 2,375.00 67,293.66	11/07/2025 11/07/2025 11/07/2025 11/07/2025	Check Sequence: 62 404-450-5200-45300-2207 404-450-5200-45300-2207 404-450-5200-45300-2207 404-450-5200-45300-2207	ACH Enabled: False
	Check Total:	117,698.66			
Vendor: schso F02516	MN Equipment Inc. Rental: Wide Track For SCP Trail	350.00	11/07/2025	Check Sequence: 63 410-450-5200-45300-2104	ACH Enabled: True
	Check Total:	350.00			
Vendor: minhi 337900-12280	MN Highway Safety & Research Evoc/Pit Refresher Hybrid - Tushar	535.00	11/07/2025	Check Sequence: 64 100-420-2100-44360-0000	ACH Enabled: False
	Check Total:	535.00			
Vendor: motor 8282226947	Motorola Solutions Credit Company LLC 2508.316-Rack Mount Kit-Motorola Comm Equ:	144.00	11/07/2025	Check Sequence: 65 449-420-2210-45200-2508	ACH Enabled: True
	Check Total:	144.00			
Vendor: mrsig 229877	M-R Sign Co., Inc. Green 4 Way 9" Round Brackets For Street Signs	821.75	11/07/2025	Check Sequence: 66 100-430-3120-42260-0000	ACH Enabled: True
	Check Total:	821.75			
Vendor: welse 216703	North Star Alarm Inc RWAS Alarm October	380.01	11/07/2025	Check Sequence: 67 609-497-9760-43100-0000	ACH Enabled: False

Invoice No	Description	Amount	Pmt Date	Acct Number	Reference
	Check Total:	380.01			
Vendor: norde 45628	Northern Dewatering Inc. 4" X 10' Red PVC Male Cam X Female NH	1,769.25	11/07/2025	Check Sequence: 68 601-494-9440-42100-0000	ACH Enabled: True
	Check Total:	1,769.25			
Vendor: omabr 19241*	Omann Brothers Inc. SPWEA240B - SCP Trail	25,614.43	11/07/2025	Check Sequence: 69 410-450-5200-45300-2104	ACH Enabled: False
	Check Total:	25,614.43			
Vendor: oncall 3459	On Call Services LLC Indoor Play Construction - Fieldhouse	22,700.00	11/07/2025	Check Sequence: 70 410-450-5200-45200-2201	ACH Enabled: False
	Check Total:	22,700.00			
Vendor: owense 8763	Owens Companies RWAS Replacement RTU Units (2)	57,990.00	11/07/2025	Check Sequence: 71 609-497-9760-44010-0000	ACH Enabled: False
	Check Total:	57,990.00			
Vendor: conil 14791	Paric Holdings 2508.104 50% Down-Wall System-St 1 New Off	81,523.08	11/07/2025	Check Sequence: 72 449-420-2210-45200-2508	ACH Enabled: False
	Check Total:	81,523.08			
Vendor: pauso 279018	Paustis & Sons Wine	668.00	11/07/2025	Check Sequence: 73 609-497-9760-42530-0000	ACH Enabled: True
	Check Total:	668.00			
Vendor: pomti 150197254	Pomp's Tire Service Inc. #20-006 O-Ring HEMTT PLS/HET MTRV	26.00	11/07/2025	Check Sequence: 74 100-430-3000-44040-0000	ACH Enabled: True
150197254	#20-006 Commercial Shop/Service Supplies	32.90	11/07/2025	100-430-3000-44040-0000	
150197254	#20-006 Road Service To Repair Tire	510.00	11/07/2025	100-430-3000-44040-0000	
700075104	Dcoin RT500	265.74	11/07/2025	100-430-3000-42103-0000	
	Check Total:	834.64			
Vendor: potso	Potentia MN Solar Fund 1, LLC			Check Sequence: 75	ACH Enabled: True

Invoice No	Description	Amount	Pmt Date	Acct Number	Reference
MN-INV-2509-165	RAC Solar - Sept 2025	5,031.73	11/07/2025	205-450-5205-43810-0000	
MN-INV-2509-172	PD Solar - Sept 2025	918.04	11/07/2025	100-420-2100-43810-0000	
MN-INV-2509-173	Well 6 Solar - Sept 2025	1,109.10	11/07/2025	601-494-9440-43810-0000	
MN-INV-2509-174	Water Booster Station Solar - Sept 2025	1,109.10	11/07/2025	601-494-9440-43810-0000	
MN-INV-2509-175	Well 5 Solar - Sept 2025	1,109.10	11/07/2025	601-494-9440-43810-0000	
MN-INV-2509-176	Well 7 Solar - Sept 2025	1,109.10	11/07/2025	601-494-9440-43810-0000	
MN-INV-2509-181	RAC Solar - Sept 2025	3,637.88	11/07/2025	205-450-5205-43810-0000	
MN-INV-2509-182	PD Solar - Sept 2025	1,484.59	11/07/2025	100-420-2100-43810-0000	
MN-INV-2509-187	FD Solar - Sept 2025	564.75	11/07/2025	100-420-2210-43810-0000	
MN-INV-2509-187	CR Solar - Sept 2025	718.78	11/07/2025	100-410-1940-43810-0000	
MN-INV-2509-188	City Hall Solar - Sept 2025	494.04	11/07/2025	100-410-1940-43810-0000	
MN-INV-2509-188	PW Solar - Sept 2025	1,152.75	11/07/2025	100-430-3000-43810-0000	
MN-INV-2509-189	RWAS Solar - Sept 2025	2,634.88	11/07/2025	609-497-9760-43810-0000	
	Check Total:	21,073.84			
Vendor: premr	PreCise MRM LLC			Check Sequence: 76	ACH Enabled: True
IN200-2008878	5MB Flat Data Plan US With NAF C-US-5MB	260.00	11/07/2025	100-430-3120-43190-0000	
	Check Total:	260.00			
Vendor: reiin	Reinders, Inc			Check Sequence: 77	ACH Enabled: True
3413168-00	Marking Chalk Powder For Athletic Fields	135.00	11/07/2025	100-450-5200-42100-0000	
3413168-00	Athletic White Striping Paint	47.34	11/07/2025	100-450-5200-42100-0000	
	Check Total:	182.34			
Vendor: rogtr	Rogers Ace			Check Sequence: 78	ACH Enabled: False
30350	Cam Lock KA 3/4" Cream - Fieldhouse	7.59	11/07/2025	410-450-5200-44310-2201	
30350	Epoxy Syringe Dark Gray Liquid - Fieldhouse	11.99	11/07/2025	410-450-5200-44310-2201	
30359	Misc Screws-R21	3.40	11/07/2025	100-420-2210-42103-0000	
30361	1/2" 90D Liquid-Tight Conn	8.99	11/07/2025	601-494-9440-42104-0000	
30361	Plasticweld Syringe	9.59	11/07/2025	601-494-9440-42104-0000	
30361	1/2" Str Liquid-Tight Conn	6.59	11/07/2025	601-494-9440-42104-0000	
30361	1/2" Str Liquid-Tight Conn	5.99	11/07/2025	601-494-9440-42104-0000	
30361	1/2" 90D Liquid-Tight Conn	6.99	11/07/2025	601-494-9440-42104-0000	

Invoice No	Description	Amount	Pmt Date	Acct Number	Reference
	Check Total:	61.13			
Vendor: rogfish 1928096	Rogers Fishing Team Dam. Dep. Ref'd-Rogers Fishing Banquet 10/27/	300.00	11/07/2025	Check Sequence: 79 100-000-0000-22000-0000	ACH Enabled: False
	Check Total:	300.00			
Vendor: tcpro 69378	Sabot Promotional LLC Table Signs And Graduation Certificates	133.50	11/07/2025	Check Sequence: 80 100-420-2100-44385-0000	ACH Enabled: True
	Check Total:	133.50			
Vendor: schst Scharber	Stacy A. Scharber Mileage Reimbursement October 2025	108.50	11/07/2025	Check Sequence: 81 100-410-1325-44360-0000	ACH Enabled: True
	Check Total:	108.50			
Vendor: scochr 10-1-25	Kristen Scott Food Reimb. (Farmers Market) - 10/1/25	180.03	11/07/2025	Check Sequence: 82 100-450-5120-42100-0000	ACH Enabled: False
	Check Total:	180.03			
Vendor: simpli 930985298382SFL	Simplifile LC Recording Easements - Veit 10/15/25-10/31/25	138.75	11/07/2025	Check Sequence: 83 100-410-1910-43520-0000	ACH Enabled: False
	Check Total:	138.75			
Vendor: sirli H25-0362-08p-00 H25-0362-08p-00	Sir Lines-A-Lot Long Line Street Markings Symbol Markings	14,555.00 14,423.20	11/07/2025 11/07/2025	Check Sequence: 84 100-430-3120-42240-0000 100-430-3120-42240-0000	ACH Enabled: True
	Check Total:	28,978.20			
Vendor: souwi 2686599 2686600 2686601 2686602	Southern Glazers Wine & Spirits of Minnesota Liquor Liquor Wine Liquor	141.42 3,561.44 1,298.76 3.84	11/07/2025 11/07/2025 11/07/2025 11/07/2025	Check Sequence: 85 609-497-9760-42510-0000 609-497-9760-42510-0000 609-497-9760-42530-0000 609-497-9760-42510-0000	ACH Enabled: False
	Check Total:	5,005.46			

Invoice No	Description	Amount	Pmt Date	Acct Number	Reference
Vendor: strei	Streicher's Inc.			Check Sequence: 86	ACH Enabled: False
CM303973	**Credit Memo** - Equipment Returned	-75.98	11/07/2025	100-420-2100-42180-0000	
11789866	Uniforms - Handcuffs - Steele	77.99	11/07/2025	100-420-2100-42180-0000	
11791028	Ammunition - Training Supplies	839.04	11/07/2025	100-420-2100-42070-0000	
	Check Total:	841.05			
Vendor: tersu	Terminal Supply Co			Check Sequence: 87	ACH Enabled: False
67367-00	Freight	13.58	11/07/2025	100-430-3000-42100-0000	
67367-00	Gloss Black Spray Paint	11.54	11/07/2025	100-430-3000-42100-0000	
67367-00	Shrink Quick Disconnect Termin	38.79	11/07/2025	100-430-3000-42100-0000	
	Check Total:	63.91			
Vendor: terge	Terra General Contractors, LLC			Check Sequence: 88	ACH Enabled: True
Pay App 11	Pay App #11 Const. Serv - Labor - Turf Facility	509,810.46	11/07/2025	410-450-5200-45200-2201	
Pay App 11	Pay App #11 Const. Serv - Material - Turf Facilit	746,406.72	11/07/2025	410-450-5200-45200-2201	
	Check Total:	1,256,217.18			
Vendor: theam	The American Bottling Co.			Check Sequence: 89	ACH Enabled: False
4849607887	Mix	770.74	11/07/2025	609-497-9760-42540-0000	
	Check Total:	770.74			
Vendor: irs	United States Treasury			Check Sequence: 90	ACH Enabled: False
2015A	Form 8038-T Arbitrage Rebate EIN 41-1243530	451.80	11/07/2025	341-470-7000-43140-0000	
2015A	Form 8038-T Arbitrage Rebate EIN 41-1243530	451.79	11/07/2025	330-470-7000-43140-0000	
	Check Total:	903.59			
Vendor: urbgr	Urban Growler Brewing Company, LLC			Check Sequence: 91	ACH Enabled: False
E-41308	Beer	106.00	11/07/2025	609-497-9760-42520-0000	
	Check Total:	106.00			
Vendor: vinin	Vinocopia Inc			Check Sequence: 92	ACH Enabled: True
0383931-IN	Wine	905.02	11/07/2025	609-497-9760-42530-0000	
0383931-IN	Mix	120.00	11/07/2025	609-497-9760-42540-0000	
0383932-IN	Wine	46.50	11/07/2025	609-497-9760-42530-0000	

Invoice No	Description	Amount	Pmt Date	Acct Number	Reference
	Check Total:	1,071.52			
Vendor: grain	W.W. Grainger, Inc.			Check Sequence: 93	ACH Enabled: True
9690853941	#25-004 Vibration Isolating Mount 0.51" H	58.44	11/07/2025	100-430-3000-42103-0000	
9690853941	#25-004 Vibration Isolating Mount 0.98" H	62.48	11/07/2025	100-430-3000-42103-0000	
9697293257	Ear Plugs Uncorded Cone 32DB PK120	204.18	11/07/2025	100-430-3000-42100-0000	
	Check Total:	325.10			
Vendor: watco	Watson Company			Check Sequence: 94	ACH Enabled: True
153442	RAC Concessions	560.26	11/07/2025	205-450-5205-42550-0000	
153544	RAC Concessions	650.75	11/07/2025	205-450-5205-42550-0000	
	Check Total:	1,211.01			
Vendor: wruse	Wruck Sewer & Portable Rental			Check Sequence: 95	ACH Enabled: False
I30845	Porta Potty Rental For Parks October	506.73	11/07/2025	100-450-5200-43100-0000	
	Check Total:	506.73			
Vendor: yalme	Yale Mechanical, LLC			Check Sequence: 96	ACH Enabled: True
25-1067-1	2508.112-HVAC-Relocate Three Supply Diffuser	7,125.00	11/07/2025	449-420-2210-45200-2508	
277843	Testing VVT Zone Dampers & RTU Bypass Dan	1,761.90	11/07/2025	100-430-3000-44010-0000	
277843	Testing VVT Zone Dampers & RTU Bypass Dan	755.10	11/07/2025	100-410-1940-44010-0000	
	Check Total:	9,642.00			
Vendor: ziein	Ziegler, Inc.			Check Sequence: 97	ACH Enabled: True
IN002127533	#50-006 Label VL Crush Hazard	4.88	11/07/2025	100-430-3000-42103-0000	
IN002127533	#50-006 Control Cable Railing Clamp	12.13	11/07/2025	100-430-3000-42103-0000	
IN002127533	#50-006 Label VL Warning Do Not Wear	12.14	11/07/2025	100-430-3000-42103-0000	
IN002127533	#50-006 Cable With Plug Only	202.86	11/07/2025	100-430-3000-42103-0000	
IN002127533	#50-006 Bushing Fiber Glide 3/4X1	36.42	11/07/2025	100-430-3000-42103-0000	
IN002127533	#50-006 Label VL Platform Cap700	6.07	11/07/2025	100-430-3000-42103-0000	
IN002127533	#50-006 Label VL Forklift Boot	7.28	11/07/2025	100-430-3000-42103-0000	
IN002127533	#50-006 Label VL California Prop.65	3.64	11/07/2025	100-430-3000-42103-0000	
IN002127533	#50-006 Label VL Lift Point/Tie Dow	4.88	11/07/2025	100-430-3000-42103-0000	
IN002127533	#50-006 PIN ASM Large Loop	26.60	11/07/2025	100-430-3000-42103-0000	

Invoice No	Description	Amount	Pmt Date	Acct Number	Reference
IN002127533	#50-006 Label VL Wheel Load Pict 104	14.56	11/07/2025	100-430-3000-42103-0000	
IN002127533	#50-006 Entry Chain W/Snap	29.10	11/07/2025	100-430-3000-42103-0000	
IN002127533	#50-006 Label VL Daily Maintenance	2.71	11/07/2025	100-430-3000-42103-0000	
IN002127533	#50-006 Label VL Danger Pinch Hand/F	14.56	11/07/2025	100-430-3000-42103-0000	
IN002127533	#50-006 Label VL Harness	21.84	11/07/2025	100-430-3000-42103-0000	
IN002130317	Transfer Switch PM Agreement 10/1/25-9/30/26	256.13	11/07/2025	601-494-9440-43100-0000	
IN002130317	Transfer Switch PM Agreement 10/1/25-9/30/26	492.18	11/07/2025	602-495-9490-43100-0000	
IN002130317	Transfer Switch PM Agreement 10/1/25-9/30/26	256.12	11/07/2025	602-495-9490-43100-0000	
IN002130317	Transfer Switch PM Agreement 10/1/25-9/30/26	738.27	11/07/2025	100-420-2210-43100-0000	
IN002130317	Transfer Switch PM Agreement 10/1/25-9/30/26	492.18	11/07/2025	602-495-9490-43100-0000	
IN002130317	Transfer Switch PM Agreement 10/1/25-9/30/26	492.18	11/07/2025	100-420-2210-43100-0000	
IN002130317	Transfer Switch PM Agreement 10/1/25-9/30/26	738.27	11/07/2025	100-420-2100-43100-0000	
IN002130317	Transfer Switch PM Agreement 10/1/25-9/30/26	512.24	11/07/2025	601-494-9440-43100-0000	
IN002130317	Transfer Switch PM Agreement 10/1/25-9/30/26	492.18	11/07/2025	602-495-9490-43100-0000	
	Check Total:	4,869.42			
	Total for Check Run:	2,018,769.31			
	Total of Number of Checks:	97			

Accounts Payable

Computer Check Proof List by Vendor

User: mrathlisberger@rogersmn.gov
 Printed: 11/13/2025 - 2:50PM
 Batch: 00002.11.2025



Invoice No	Description	Amount	Pmt Date	Acct Number	Reference
Vendor: acrst 28878	Across the Street Productions Blue Card-Beach-Skomra	770.00	11/14/2025	Check Sequence: 1 207-420-2210-44360-0000	ACH Enabled: False
	Check Total:	770.00			
Vendor: AFLAC 964829	AFLAC EE Paid Insurance Premiums November 2025	1,102.50	11/14/2025	Check Sequence: 2 100-000-0000-21751-0000	ACH Enabled: False
	Check Total:	1,102.50			
Vendor: ale360 16695895 16695895	Alert 360 Monitoring-ST 1-Nov '25 Monitoring-CR-Nov '25	19.45 24.77	11/14/2025 11/14/2025	Check Sequence: 3 100-420-2210-43880-0000 100-410-1940-43880-0000	ACH Enabled: False
	Check Total:	44.22			
Vendor: ancom 130668	Ancom Communications Inc 2508.317-USDD Station Alerting System-Op Fir	140.00	11/14/2025	Check Sequence: 4 449-420-2210-45200-2508	ACH Enabled: True
	Check Total:	140.00			
Vendor: lubtec 3975399	Ascentek Mobil Delvac 1300 Super 15W-40	1,218.44	11/14/2025	Check Sequence: 5 100-430-3000-42120-0000	ACH Enabled: False
	Check Total:	1,218.44			
Vendor: aspmi 364149	Aspen Mills Uniforms - Shirt - New CSO Yang	58.99	11/14/2025	Check Sequence: 6 100-420-2100-42180-0000	ACH Enabled: False
	Check Total:	58.99			
Vendor: belco 0209540500	Bellboy Corporation Liquor	762.30	11/14/2025	Check Sequence: 7 609-497-9760-42510-0000	ACH Enabled: True

Invoice No	Description	Amount	Pmt Date	Acct Number	Reference
0300449800	THC	1,152.00	11/14/2025	609-497-9760-42535-0000	
	Check Total:	1,914.30			
Vendor: bensp 12897	Benchwarmers Sportswear & Apparel Winter Hats X30	450.00	11/14/2025	100-420-2210-42180-0000	Check Sequence: 8 ACH Enabled: False
	Check Total:	450.00			
Vendor: bnsf	BNSF Railway Company				Check Sequence: 9 ACH Enabled: False
25W-26090	#25W-26090 Permit Fee - Fletcher Bypass	3,900.00	11/14/2025	402-430-3121-44310-1409	
25W-26090	#25W-26090 Permit Fee - Fletcher Bypass	3,900.00	11/14/2025	402-000-0000-10100-0000	
25W-26090	#25W-26090 Railroad Protective Liab. Ins.-Fletc	-1,899.00	11/14/2025	402-000-0000-10100-5000	
25W-26090	#25W-26090 Permit Fee - Fletcher Bypass	-3,900.00	11/14/2025	402-000-0000-10100-5000	
25W-26090	#25W-26090 Railroad Protective Liab. Ins.-Fletc	1,899.00	11/14/2025	402-000-0000-10100-0000	
25W-26090	#25W-26090 Railroad Protective Liab. Ins.-Fletc	1,899.00	11/14/2025	402-430-3121-44310-1409	
	Check Total:	5,799.00			
Vendor: bnsf	BNSF Railway Company				Check Sequence: 10 ACH Enabled: False
25W-26524	#25W-26524 Railroad Protective Liab Ins - Fletc	-1,899.00	11/14/2025	402-000-0000-10100-5000	
25W-26524	#25W-26524 Railroad Protective Liab Ins - Fletc	1,899.00	11/14/2025	402-430-3121-44310-1409	
25W-26524	#25W-26524 Permit Fee - Fletcher Bypass	3,900.00	11/14/2025	402-000-0000-10100-0000	
25W-26524	#25W-26524 Permit Fee - Fletcher Bypass	-3,900.00	11/14/2025	402-000-0000-10100-5000	
25W-26524	#25W-26524 Railroad Protective Liab Ins - Fletc	1,899.00	11/14/2025	402-000-0000-10100-0000	
25W-26524	#25W-26524 Permit Fee - Fletcher Bypass	3,900.00	11/14/2025	402-430-3121-44310-1409	
	Check Total:	5,799.00			
Vendor: bnsf	BNSF Railway Company				Check Sequence: 11 ACH Enabled: False
25W-26520	#25W-26520 Permit Fee - Fletcher Bypass	11,700.00	11/14/2025	402-430-3121-44310-1409	
25W-26520	#25W-26520 Railroad Protective Liab. Ins-Fletcl	506.00	11/14/2025	402-000-0000-10100-0000	
25W-26520	#25W-26520 Railroad Protective Liab. Ins-Fletcl	-506.00	11/14/2025	402-000-0000-10100-5000	
25W-26520	#25W-26520 Permit Fee - Fletcher Bypass	-11,700.00	11/14/2025	402-000-0000-10100-5000	
25W-26520	#25W-26520 Permit Fee - Fletcher Bypass	11,700.00	11/14/2025	402-000-0000-10100-0000	
25W-26520	#25W-26520 Railroad Protective Liab. Ins-Fletcl	506.00	11/14/2025	402-430-3121-44310-1409	
	Check Total:	12,206.00			

Invoice No	Description	Amount	Pmt Date	Acct Number	Reference
Vendor: Wirbe	BreakThru Beverage Minnesota Wine & Sprirts			Check Sequence: 12	ACH Enabled: True
124093540	Wine	129.45	11/14/2025	609-497-9760-42530-0000	
124096196	Liquor	2,983.33	11/14/2025	609-497-9760-42510-0000	
	Check Total:	3,112.78			
Vendor: terpo	Brookfield Renewable			Check Sequence: 13	ACH Enabled: True
200100261086	RWAS Solar September	131.36	11/14/2025	609-497-9760-43810-0000	
200100261087	RAC Solar - Sept 2025	180.78	11/14/2025	205-450-5205-43810-0000	
200100263350	RWAS Solar October	97.36	11/14/2025	609-497-9760-43810-0000	
200100263351	RAC Solar - Oct 2025	226.98	11/14/2025	205-450-5205-43810-0000	
	Check Total:	636.48			
Vendor: minnc	Business Planning Concepts Inc			Check Sequence: 14	ACH Enabled: False
720603122025	December 2025 Life Insurance EE Reimbursed	304.00	11/14/2025	100-000-0000-21704-0000	
	Check Total:	304.00			
Vendor: capbe	Capitol Beverage			Check Sequence: 15	ACH Enabled: True
30270155	Beer Credit	-30.00	11/14/2025	609-497-9760-42520-0000	
3212400	NA Credit	-28.40	11/14/2025	609-497-9760-42540-0000	
3212401	Beer	183.60	11/14/2025	609-497-9760-42520-0000	
3212401	Wine	399.00	11/14/2025	609-497-9760-42530-0000	
3212402	NA	22.50	11/14/2025	609-497-9760-42540-0000	
3212402	Beer	7,637.50	11/14/2025	609-497-9760-42520-0000	
	Check Total:	8,184.20			
Vendor: miste	Car Wash Partners Inc			Check Sequence: 16	ACH Enabled: True
237732	PD Car Washes - October	224.00	11/14/2025	100-420-2100-44040-0000	
	Check Total:	224.00			
Vendor: cenen	CenterPoint Energy Resources Corp.			Check Sequence: 17	ACH Enabled: False
10203497-2	PD Gas - October	795.13	11/14/2025	100-420-2100-43830-0000	
	Check Total:	795.13			
Vendor: cenen	CenterPoint Energy Resources Corp.			Check Sequence: 18	ACH Enabled: False

Invoice No	Description	Amount	Pmt Date	Acct Number	Reference
5478083-8	RWAS Gas October	29.47	11/14/2025	609-497-9760-43830-0000	
	Check Total:	29.47			
Vendor: embpw 313942943	Century Link RWAS Telephone Service November	170.83	11/14/2025	609-497-9760-43210-0000	ACH Enabled: False
	Check Total:	170.83			
Vendor: berbe 10423648	Chas. A. Bernick, Inc. NA	128.00	11/14/2025	609-497-9760-42540-0000	ACH Enabled: False
10423648	Beer	439.80	11/14/2025	609-497-9760-42520-0000	
	Check Total:	567.80			
Vendor: cinco 4248843005	Cintas Corporation Uniform - PK 11/5/25	14.32	11/14/2025	100-450-5200-42180-0000	ACH Enabled: True
4248843005	Uniform - PW 11/5/25	23.14	11/14/2025	100-430-3000-42180-0000	
4248843005	Uniform - Janitorial 11/5/25	2.53	11/14/2025	100-410-1940-44060-0000	
4248843005	Mats & Towels 11/5/25	91.18	11/14/2025	100-430-3000-44060-0000	
4248843005	Uniform - WTR 11/5/25	5.04	11/14/2025	601-494-9440-42180-0000	
4248843005	Uniform - Gen'l. Gov't. Bldgs. 11/5/25	2.88	11/14/2025	100-410-1940-42180-0000	
4248843005	Uniform - SWR 11/5/25	5.04	11/14/2025	602-495-9490-42180-0000	
4248848029	RWAS Mats & Towels 11/05/25	267.04	11/14/2025	609-497-9760-43100-0000	
4248848255	CR Floor Mats - 11/5/25	11.25	11/14/2025	100-410-1940-44060-0000	
	Check Total:	422.42			
Vendor: citda 25-0001217	City of Dayton EMT Book-Beehler	160.00	11/14/2025	100-420-2210-44360-0000	ACH Enabled: False
	Check Total:	160.00			
Vendor: citro 003412-000	City of Rogers RWAS Water October	114.36	11/14/2025	609-497-9760-43820-0000	ACH Enabled: False
007397-000	PD Water/Sewer - October	209.51	11/14/2025	100-420-2100-43820-0000	
	Check Total:	323.87			
Vendor: dahdi	Dahlheimer Distributing Co.			Check Sequence: 24	ACH Enabled: True

Invoice No	Description	Amount	Pmt Date	Acct Number	Reference
2617921	THC	264.00	11/14/2025	609-497-9760-42535-0000	
2617985	Beer	85.10	11/14/2025	609-497-9760-42520-0000	
2617986	Beer	2,735.05	11/14/2025	609-497-9760-42520-0000	
2618282	Beer	1,512.00	11/14/2025	609-497-9760-42520-0000	
2620485	NA	144.00	11/14/2025	609-497-9760-42540-0000	
2620486	Beer	8,610.20	11/14/2025	609-497-9760-42520-0000	
	Check Total:	13,350.35			
Vendor: dmv	Department of Motor Vehicles			Check Sequence: 25	ACH Enabled: False
11/10/2025	LP Request - Marked Squads	120.00	11/14/2025	100-420-2100-44370-0000	
	Check Total:	120.00			
Vendor: cldis	Dick Family Inc.			Check Sequence: 26	ACH Enabled: True
2199651	Beer	481.80	11/14/2025	609-497-9760-42520-0000	
	Check Total:	481.80			
Vendor: dmxmu	DMX Music - Minneapolis			Check Sequence: 27	ACH Enabled: False
59192651	RWAS Music November	53.45	11/14/2025	609-497-9760-43100-0000	
	Check Total:	53.45			
Vendor: earan	Earl F. Andersen, Inc.			Check Sequence: 28	ACH Enabled: False
0141330-IN	49" Grabber Cone W/16LB. Bases	504.00	11/14/2025	100-430-3120-42260-0000	
0141330-IN	28" Black Base 5# Traffic Cones	1,330.00	11/14/2025	100-430-3120-42260-0000	
	Check Total:	1,834.00			
Vendor: esis	ECSI System Integrators			Check Sequence: 29	ACH Enabled: True
25091255	PW Door Access Project	-1,600.00	11/14/2025	400-000-0000-10100-4005	
25091255	PW Door Access Project	1,600.00	11/14/2025	400-410-1330-42010-0000	
25091255	PW Door Access Project	1,600.00	11/14/2025	400-000-0000-10100-0000	
393666	2508.111-Door Reader & Cabling-50% Down-N	22,980.00	11/14/2025	449-420-2210-45200-2508	
393706	2508.302-Video Surveillance-50% Down-Fire Op	3,450.00	11/14/2025	449-420-2210-45200-2508	
393706	2508.301-Door Reader-50% Down-Fire Op Area	14,950.00	11/14/2025	449-420-2210-45200-2508	
	Check Total:	42,980.00			

Invoice No	Description	Amount	Pmt Date	Acct Number	Reference
Vendor: facmo 1-11232704	Elliot Auto Supply Co, Inc. #20-008 Oil Filter	15.26	11/14/2025	Check Sequence: 30 100-430-3000-42103-0000	ACH Enabled: False
	Check Total:	15.26			
Vendor: esker 460317982	Esker Inc Esker - October 2025	767.40	11/14/2025	Check Sequence: 31 100-410-1520-43190-0000	ACH Enabled: True
	Check Total:	767.40			
Vendor: fergu 0292386 0292386	Ferguson Enterprises #3326 Fisher FPID2100 Locator Fisher FPID2100 Locator	428.90 428.89	11/14/2025 11/14/2025	Check Sequence: 32 601-494-9440-42105-0000 602-495-9490-42105-0000	ACH Enabled: False
	Check Total:	857.79			
Vendor: firarr 6266	First Arriving IO Inc '26 First Arriving Subscription	5,506.33	11/14/2025	Check Sequence: 33 100-000-0000-15500-0000	ACH Enabled: False
	Check Total:	5,506.33			
Vendor: gense 50047073 50047073	General Security Serv. Corp. FS1 Fire Alarm & Monitoring 11/1/25 - 1/31/26 CR Fire Alarm & Monitoring 11/1/25 - 1/31/26	19.80 25.20	11/14/2025 11/14/2025	Check Sequence: 34 100-420-2210-43100-0000 100-410-1940-43100-0000	ACH Enabled: True
	Check Total:	45.00			
Vendor: cenhop 10917	Harry & Stephens Counseling Assoc Wellness Visit #2-#6	975.00	11/14/2025	Check Sequence: 35 100-420-2100-43140-0000	ACH Enabled: False
	Check Total:	975.00			
Vendor: hassa 192814 192865	Hassan Sand & Gravel, Inc. Pulverized & Screened Topsoil - SCP Trail Pulverized & Screened Topsoil - SCP Trail	1,580.00 1,580.00	11/14/2025 11/14/2025	Check Sequence: 36 410-450-5200-45300-2104 410-450-5200-45300-2104	ACH Enabled: True
	Check Total:	3,160.00			
Vendor: hencosh 1000255080	Hennepin County Accounts Receivable Radio Fleet Fee-Oct '25	3,600.56	11/14/2025	Check Sequence: 37 100-420-2210-43250-0000	ACH Enabled: False

Invoice No	Description	Amount	Pmt Date	Acct Number	Reference
	Check Total:	3,600.56			
Vendor: infos	InfoSend			Check Sequence: 38	ACH Enabled: False
298015	Infosend Printing Fees October 2025	1,624.49	11/14/2025	601-494-9440-43500-0000	
298015	Infosend Printing Fees October 2025	479.96	11/14/2025	603-496-9495-43500-0000	
298015	Infosend Printing Fees October 2025	184.60	11/14/2025	100-430-3245-43500-0000	
298015	Infosend Printing Fees October 2025	1,402.97	11/14/2025	602-495-9490-43500-0000	
	Check Total:	3,692.02			
Vendor: inbre	Insight Brewing			Check Sequence: 39	ACH Enabled: False
27769	THC	1,540.38	11/14/2025	609-497-9760-42535-0000	
	Check Total:	1,540.38			
Vendor: jeffi	Jefferson Fire & Safety, Inc.			Check Sequence: 40	ACH Enabled: False
IN333448	Shoulder Straps-Irons X2	145.09	11/14/2025	100-420-2210-42105-0000	
	Check Total:	145.09			
Vendor: johbr	Johnson Brothers Liquor Co.			Check Sequence: 41	ACH Enabled: False
2917889	Liquor	4,639.42	11/14/2025	609-497-9760-42510-0000	
2917890	Wine	642.95	11/14/2025	609-497-9760-42530-0000	
2917929	Liquor	747.99	11/14/2025	609-497-9760-42510-0000	
2917930	Wine	503.86	11/14/2025	609-497-9760-42530-0000	
2917931	Liquor	3,044.66	11/14/2025	609-497-9760-42510-0000	
5073416	Liquor	432.19	11/14/2025	609-497-9760-42510-0000	
5073417	Wine	665.49	11/14/2025	609-497-9760-42530-0000	
5073418	Wine	89.77	11/14/2025	609-497-9760-42530-0000	
	Check Total:	10,766.33			
Vendor: lanli	Language Line Services			Check Sequence: 42	ACH Enabled: False
11760600	PD Interpreter Services - October	6.70	11/14/2025	100-420-2100-43100-0000	
	Check Total:	6.70			
Vendor: iels	Law Enforcement Labor Services, Inc.			Check Sequence: 43	ACH Enabled: True
November 2025	November 2025 Union Dues - Patrol	1,241.00	11/14/2025	100-000-0000-21709-0000	

Invoice No	Description	Amount	Pmt Date	Acct Number	Reference
November 2025	November 2025 Union Dues - Sergeants	292.00	11/14/2025	100-000-0000-21709-0000	
	Check Total:	1,533.00			
Vendor: lawpr 9312962742	Lawson Products 5/16-18 Hex Nut 316 Stainless Steel	10.15	11/14/2025	100-430-3120-42260-0000	ACH Enabled: False
	Check Total:	10.15			
Vendor: leaon 421338	Leads Online LLC 2026 Online PowerPlus Investigation System	3,230.00	11/14/2025	100-000-0000-15500-0000	ACH Enabled: True
	Check Total:	3,230.00			
Vendor: lucli E-4723	Luce Line Brewing Beer	124.00	11/14/2025	609-497-9760-42520-0000	ACH Enabled: False
	Check Total:	124.00			
Vendor: maceq P57227 P57227	MacQueen Equipment, Inc. Mini-1FD0WHT7REF73659-30" Pop Up Cones Grass-1FDSW5HN0SED40593-30" Pop Up Con	315.22 315.22	11/14/2025 11/14/2025	400-420-2210-45500-0000 400-420-2210-45500-0000	ACH Enabled: True
	Check Total:	630.44			
Vendor: cleri 833085	McDonald Distributing Company Beer	306.00	11/14/2025	609-497-9760-42520-0000	ACH Enabled: True
	Check Total:	306.00			
Vendor: metwe 4777	Metro West Inspection Services October 2025 Building Inspections	31,153.46	11/14/2025	100-420-2400-43110-0000	ACH Enabled: True
	Check Total:	31,153.46			
Vendor: metcou 0001196439	Metropolitan Council Environmental Services December 2025 METC Services	113,442.32	11/14/2025	602-495-9490-43115-0000	ACH Enabled: True
	Check Total:	113,442.32			
Vendor: mfscb 14873	MFSCB Investigator Test-K. Grandlund	75.00	11/14/2025	100-420-2210-44360-0000	ACH Enabled: False

Invoice No	Description	Amount	Pmt Date	Acct Number	Reference
	Check Total:	75.00			
Vendor: midla	Midwest Landscapes			Check Sequence: 52	ACH Enabled: True
11467	(1) Fall Fiesta Maple 2" PG - Lion's Park	70.00	11/14/2025	100-450-5200-43180-0000	
11467	(1) Colorado Spruce 7' PG - Lion's Park	50.00	11/14/2025	100-450-5200-43180-0000	
11467	(2) Black Hills Spruce 7' PG - SCP	100.00	11/14/2025	410-450-5200-45300-2104	
11467	(1) Balsam Fir 10' PG - Lion's Park	60.00	11/14/2025	100-450-5200-43180-0000	
11467	(3) Colorado Spruce 7' PG - SCP	150.00	11/14/2025	410-450-5200-45300-2104	
	Check Total:	430.00			
Vendor: mnstf	Minnesota State Fire Department Association			Check Sequence: 53	ACH Enabled: False
2026	2026 MSFDA Membership	450.00	11/14/2025	100-420-2210-44330-0000	
	Check Total:	450.00			
Vendor: schso	MN Equipment Inc.			Check Sequence: 54	ACH Enabled: True
P63385	#10-051 315-173A AFM 11FT M	549.30	11/14/2025	100-450-5200-42103-0000	
P63386	Cover	65.14	11/14/2025	100-450-5200-42103-0000	
	Check Total:	614.44			
Vendor: napa	NAPA Auto Parts			Check Sequence: 55	ACH Enabled: False
412917	Heavy Duty Creeper	264.10	11/14/2025	100-430-3000-42105-0000	
	Check Total:	264.10			
Vendor: newsi	Newman Signs, Inc.			Check Sequence: 56	ACH Enabled: True
TRFINV064134	Freight	43.64	11/14/2025	100-430-3120-42260-0000	
TRFINV064134	Notched Special Punch White	334.24	11/14/2025	100-430-3120-42260-0000	
TRFINV064134	Notched Special Punch White	183.80	11/14/2025	100-430-3120-42260-0000	
	Check Total:	561.68			
Vendor: prelo	Premier Locating Inc			Check Sequence: 57	ACH Enabled: False
43340	Locates October	268.75	11/14/2025	601-494-9440-43150-0000	
43340	Locates October	268.75	11/14/2025	602-495-9490-43150-0000	
43340	Locates October	87.50	11/14/2025	603-496-9495-43150-0000	

Invoice No	Description	Amount	Pmt Date	Acct Number	Reference
	Check Total:	625.00			
Vendor: pyrbr W-109914	Pyres Brewing Company LLC Beer	124.08	11/14/2025	Check Sequence: 58 609-497-9760-42520-0000	ACH Enabled: False
	Check Total:	124.08			
Vendor: reawa 2218291	Ready Watt Electric New Siren Install	23,166.00	11/14/2025	Check Sequence: 59 100-420-2500-44070-0000	ACH Enabled: True
2218291	New Siren Install	-23,166.00	11/14/2025	100-000-0000-10100-4002	
2218291	New Siren Install	23,166.00	11/14/2025	100-000-0000-10100-0000	
	Check Total:	23,166.00			
Vendor: repse 0899-004865011	Republic Services #899 Curbside Recycling Oct 2025	25,536.91	11/14/2025	Check Sequence: 60 100-430-3245-43100-0000	ACH Enabled: False
	Check Total:	25,536.91			
Vendor: tcpro 69418	Sabot Promotional LLC Postcards For TruStone Fieldhouse Grand Openi	74.50	11/14/2025	Check Sequence: 61 209-450-5207-43500-0000	ACH Enabled: True
69433	Postcards For TruStone Fieldhouse Grand Openi	82.50	11/14/2025	209-450-5207-43500-0000	
	Check Total:	157.00			
Vendor: coufla 2025250	Sargent Enterprises Inc (2) 8X12 All Weather Nylon US Flag - Vets Men	505.00	11/14/2025	Check Sequence: 62 100-450-5200-42100-0000	ACH Enabled: False
	Check Total:	505.00			
Vendor: schbr 11042025	Brian Scharber Reimb.Prof Skills For Public Works Cert-B Scha	729.66	11/14/2025	Check Sequence: 63 100-430-3120-44360-0000	ACH Enabled: False
	Check Total:	729.66			
Vendor: johla 160289739-001	SiteOne Landscape Supply Pro-Trade 2" Brass Ball Valve Full Port FIPT - S	137.12	11/14/2025	Check Sequence: 64 410-450-5200-45300-2104	ACH Enabled: False
160289739-001	Sun & Shade Park Turf-Type Ryegrass-SCP Trail	209.31	11/14/2025	410-450-5200-45300-2104	
	Check Total:	346.43			

Invoice No	Description	Amount	Pmt Date	Acct Number	Reference
Vendor: skokr	Kris Skow			Check Sequence: 65	ACH Enabled: False
Optum Reimb.	Reimbursement Of HSA From 2024-K. Skow	283.33	11/14/2025	100-000-0000-21713-0000	
	Check Total:	283.33			
Vendor: souwi	Southern Glazers Wine & Spirits of Minnesota			Check Sequence: 66	ACH Enabled: False
2689278	Liquor	2,564.30	11/14/2025	609-497-9760-42510-0000	
2689279	Wine	752.00	11/14/2025	609-497-9760-42530-0000	
	Check Total:	3,316.30			
Vendor: sprso	Springbrook Holding Co LLC			Check Sequence: 67	ACH Enabled: False
INV-022221	CivicPay Transaction Fee - October 2025	1,166.88	11/14/2025	601-494-9440-44300-0000	
INV-022221	CivicPay Transaction Fee - October 2025	344.76	11/14/2025	603-496-9495-44300-0000	
INV-022221	CivicPay Transaction Fee - October 2025	132.60	11/14/2025	100-430-3245-44300-0000	
INV-022221	CivicPay Transaction Fee - October 2025	1,007.76	11/14/2025	602-495-9490-44300-0000	
	Check Total:	2,652.00			
Vendor: stasp	Standard Spring & Allignment Service			Check Sequence: 68	ACH Enabled: False
411811	#35-047 Center Bolt 12X6 34X716	5.00	11/14/2025	602-495-9490-42103-0000	
411811	#35-047 Extra Leaf Ford	79.24	11/14/2025	601-494-9440-42103-0000	
411811	#35-047 XL Extra LAF Ford	79.24	11/14/2025	602-495-9490-42103-0000	
411811	#35-047 Center Bolt 12X6 34X716	5.00	11/14/2025	601-494-9440-42103-0000	
411811	#35-047 U-Bolt 3/4 X 3-1/4 X 18-1/2	36.74	11/14/2025	602-495-9490-42103-0000	
411811	#35-047 U-Bolt 3/4 X 3-1/4 X 18-1/2	36.74	11/14/2025	601-494-9440-42103-0000	
	Check Total:	241.96			
Vendor: strei	Streicher's Inc.			Check Sequence: 69	ACH Enabled: False
I1792737	Uniform - Shirt - Reserve Hegland	69.98	11/14/2025	100-420-2100-42180-0000	
	Check Total:	69.98			
Vendor: r&rsp	STZR Holdings LLC			Check Sequence: 70	ACH Enabled: True
0091367-IN	Eco Battery Charger For Zamboni	1,362.80	11/14/2025	205-450-5205-42103-0000	
	Check Total:	1,362.80			
Vendor: vinin	Vinocopia Inc			Check Sequence: 71	ACH Enabled: True

Invoice No	Description	Amount	Pmt Date	Acct Number	Reference
0384261-IN	Wine	268.02	11/14/2025	609-497-9760-42530-0000	
	Check Total:	268.02			
Vendor: grain	W.W. Grainger, Inc.			Check Sequence: 72	ACH Enabled: True
9698646750	Shipping	30.00	11/14/2025	205-450-5205-44310-0000	
9698646750	Building Supplies	178.68	11/14/2025	205-450-5205-42102-0000	
9698646750	Operating Supplies	426.05	11/14/2025	205-450-5205-42100-0000	
9702585416	Pleated Air Filter 20X25X2 MERV 7	68.64	11/14/2025	100-420-2100-42102-0000	
9702585416	Freight	30.00	11/14/2025	100-420-2100-42102-0000	
9702585424	Freight	30.00	11/14/2025	100-410-1941-42102-0000	
9702585424	Pleated Air Filter 20X20X2MERV 7	62.52	11/14/2025	100-410-1941-42102-0000	
9702585424	Pleated Air Filter 20X24X2MERV 7	143.04	11/14/2025	100-410-1941-42102-0000	
9702585432	Pleated Air Filter 20X20X2 MERV 7	62.52	11/14/2025	609-497-9760-42102-0000	
9702585440	Pleated Air Filter 16X20X2MERV 7	42.24	11/14/2025	100-430-3000-42102-0000	
9702585440	Pleated Air Filter 16X25X2MERV 7	67.80	11/14/2025	100-430-3000-42102-0000	
9702585440	Pleated Air Filter 18X24X2MERV 7	145.20	11/14/2025	100-430-3000-42102-0000	
	Check Total:	1,286.69			
Vendor: watla	Water Laboratories, Inc.			Check Sequence: 73	ACH Enabled: True
10717	Water Testing Oct 2025	270.00	11/14/2025	601-494-9440-44080-0000	
	Check Total:	270.00			
Vendor: webal	Webaloo LLC			Check Sequence: 74	ACH Enabled: True
13598-17711	Communications Consultant 10/27/25 - 11/2/25	828.00	11/14/2025	100-410-1325-43100-0000	
	Check Total:	828.00			
Vendor: thore	West Publishing Corporation			Check Sequence: 75	ACH Enabled: False
852779966	October Online Investigation Services	355.30	11/14/2025	100-420-2100-43100-0000	
	Check Total:	355.30			
Vendor: wsbas	WSB & Associates, Inc.			Check Sequence: 76	ACH Enabled: True
R-017511-000-57	Skye Meadows 2nd Addition September 2025	450.00	11/14/2025	100-410-1950-43030-8150	
R-019314-000-41	Towns At Fox Creek (Busch) September 2025	720.00	11/14/2025	100-410-1950-43030-8150	
R-019437-000-45	Skye Meadows 3rd Addition September 2025	450.00	11/14/2025	100-410-1950-43030-8150	

Invoice No	Description	Amount	Pmt Date	Acct Number	Reference
R-019805-000-40	Aster Mills (Pulte) September 2025	1,350.00	11/14/2025	100-410-1950-43030-8150	
R-019812-000-38	Big Woods (Forestar) September 2025	1,437.50	11/14/2025	100-410-1950-43030-8150	
R-020120-000-40	Harvest View (Tamarack) September 2025	720.00	11/14/2025	100-410-1950-43030-8150	
R-020241-000-39	Grass Lake Preserve Development September 20	720.00	11/14/2025	100-410-1950-43030-8150	
R-022690-000-30	Skye Meadows 4th Addition September 2025	90.00	11/14/2025	100-410-1950-43030-8150	
R-022691-000-27	Skye Meadows 5th Addition September 2025	720.00	11/14/2025	100-410-1950-43030-8150	
R-023286-000-11	Fletcher Bypass Improvements September 2025	3,635.75	11/14/2025	402-430-3121-43030-1409	
R-023286-000-11	Fletcher Bypass Improvements September 2025	-3,635.75	11/14/2025	402-000-0000-10100-5000	
R-023286-000-11	Fletcher Bypass Improvements September 2025	3,635.75	11/14/2025	402-000-0000-10100-0000	
R-023609-000-26	Aster Mills 2nd Addition September 2025	720.00	11/14/2025	100-410-1950-43030-8150	
R-030692-000-5	Big Woods 3rd Addition September 2025	3,161.25	11/14/2025	100-410-1950-43030-8150	
	Check Total:	14,174.50			
Vendor: ziein	Ziegler, Inc.			Check Sequence: 77	ACH Enabled: True
IN002130312	Generator PM Agreement 10/1/25-9/30/26 Liftst:	852.97	11/14/2025	602-495-9490-43100-0000	
IN002130312	Generator PM Agreement 10/1/25-9/30/26 PD	2,088.78	11/14/2025	100-420-2100-43100-0000	
IN002130312	Generator PM Agreement 10/1/25-9/30/26 FD	1,735.57	11/14/2025	100-420-2210-43100-0000	
IN002130312	Generator PM Agreement 10/1/25-9/30/26 Liftst:	852.97	11/14/2025	602-495-9490-43100-0000	
IN002130312	Generator PM Agreement 10/1/25-9/30/26 Liftst:	1,144.30	11/14/2025	602-495-9490-43100-0000	
IN002130312	Generator PM Agreement 10/1/25-9/30/26 FD	1,971.69	11/14/2025	100-420-2210-43100-0000	
IN002130312	Generator PM Agreement 10/1/25-9/30/26 Portal	1,317.31	11/14/2025	100-430-3000-43100-0000	
IN002130312	Generator PM Agreement 10/1/25-9/30/26 Well :	1,261.38	11/14/2025	601-494-9440-43100-0000	
IN002130312	Generator PM Agreement 10/1/25-9/30/26 Portal	1,209.36	11/14/2025	100-430-3000-43100-0000	
IN002130312	Generator PM Agreement 10/1/25-9/30/26 Liftst:	852.97	11/14/2025	602-495-9490-43100-0000	
	Check Total:	13,287.30			
	Total for Check Run:	376,741.74			
	Total of Number of Checks:	77			

October 2025 US Bank P-Card Allocations

Vendor	Account					Amount	Fiscal Year	Description
OFFICEMAX/DEPOT 6841	100	410	1110	44360	0000	20.70	2025	Folders for DC Trip
CITIZENM HOTEL	100	410	1110	44360	0000	834.96	2025	DC Hotel
CITIZENM HOTEL	100	410	1110	44360	0000	834.96	2025	DC Hotel
CITIZENM HOTEL	100	410	1110	44360	0000	834.96	2025	DC Hotel
CITIZENM HOTEL	100	410	1110	44360	0000	834.96	2025	DC Hotel
CLYDES OF GALLERY PLAC	100	410	1110	44360	0000	118.25	2025	Dinner 9/16, DC Trip (Jullie, Brockman, Stahmer, Cote)
TST*BULLFEATHERS	100	410	1110	44360	0000	81.22	2025	Lunch 9/17, DC Trip (Jullie, Brockman, Stahmer, Cote)
MSP AIRPORT PARKING	100	410	1110	44360	0000	71.63	2025	Airport Parking, DC Trip
AMAZON MKTPL*6E99J3S03	100	410	1325	42000	0000	13.29	2025	Door plaquard for J. Williams
AMAZON RETA*7E27D8JU3	100	410	1325	42000	0000	45.76	2025	Plates, pens, coffee, office supplies CH
AMAZON MKTPL*P49R719S3	100	410	1325	42100	0000	19.99	2025	City of Rogers logo stickers
AMAZON RETA*NJ8VS2290	100	410	1325	42100	0000	35.30	2025	Air fresheners for CH bathrooms
WWW.SIRIUSCOM.COM	100	410	1325	43190	0000	65.00	2025	Administration Office G3 licenses - 5 licenses-August
MAILCHIMP	100	410	1325	43190	0000	45.00	2025	Monthly email list serve
SWIFTYPE, INC.	100	410	1325	43190	0000	79.00	2025	Search engine widget for website - October
VECTEEZY * PRO	100	410	1325	43190	0000	20.67	2025	Graphics for city website, social, and newsletter
VZWRLLS*APOCC VISB	100	410	1325	43250	0000	207.10	2025	Administration Dept Cell Phones-September
2PITNEY BOWES LEASING	100	410	1325	44120	0000	179.46	2025	Quarterly lease postage machine (6/30/25-9/29/25)
ZOOM.COM 888-799-9666	100	410	1330	43190	0000	126.97	2025	Zoom licenses -November
WWW.SIRIUSCOM.COM	100	410	1330	43190	0000	1,769.34	2025	Office 365 licenses -August
WWW.SIRIUSCOM.COM	100	410	1330	43190	0000	688.50	2025	Intune Project-August
WWW.SIRIUSCOM.COM	100	410	1330	43190	0000	129.00	2025	IS Office 365 G3 and copilot licenses - 3-August
WWW.SIRIUSCOM.COM	100	410	1330	43250	0000	714.46	2025	Teams Phones and shared Devices-August
VZWRLLS*APOCC VISB	100	410	1330	43250	0000	124.26	2025	IS Cell Phones-September
COMCAST / XFINITY	100	410	1330	43250	0000	150.00	2025	Internet Service - IS-October
CUB FOODS- ROGERS	100	410	1330	44360	0000	15.98	2025	Snacks - For All user Training
DUNKIN #358658	100	410	1330	44360	0000	17.39	2025	Snacks - For All user Training
ETSY, INC.	100	410	1520	42000	0000	38.59	2025	Badge and RSA Token Holders - Pettis, Bruksa & Parker
WWW.SIRIUSCOM.COM	100	410	1520	43190	0000	125.00	2025	Finance Office G3 - 5 licenses, 2 copilot-August
FSP*MN GOVT FINANCE OFFIC	100	410	1520	44360	0000	40.00	2025	MN GFOA Advanced Gov Accounting Training -Pettis & Poythress
LEAGUE OF MINNESOTA CITI	100	410	1520	44360	0000	30.00	2025	LMC 2025 Fall Forums - TIF Webinar - Pettis
GOVERNMENT FINANCE OFF	100	410	1520	44360	0000	95.00	2025	GFOA CPE - ERP Project Readiness - Matt
WWW.SIRIUSCOM.COM	100	410	1910	43190	0000	39.00	2025	Community dev. Office 365 G3 - 3 licenses-August
VZWRLLS*APOCC VISB	100	410	1910	43250	0000	124.53	2025	Community Development-September
MNCAR EXCHANGE	100	410	1910	44330	0000	590.00	2025	MnCAR Annual Subscription Registration
COSTCO WHSE #0648	100	410	1910	44360	0000	155.90	2025	Main Street Master Plan Open House -Food/Drinks
SENSIBLE LAND USE COALITI	100	410	1910	44360	0000	58.00	2025	SLUC Housing Event Registration - Angell
BLINDS.COM #2150	100	410	1940	42000	0000	159.08	2025	Verticle blinds for D Cody office space
AMAZON MKTPL*NM86E9X30	100	410	1940	42100	0000	5.99	2025	Button Batteries
VZWRLLS*APOCC VISB	100	410	1940	43250	0000	82.84	2025	Custodian-September
4TE*COMMERS CONDITIONED W	100	410	1940	43820	0000	24.95	2025	Water service at City Hall
CENTERPOINTENERGY MN GAS	100	410	1940	43830	0000	176.84	2025	Centerpoint Energy Balance-CR - Oct
CENTERPOINTENERGY MN GAS	100	410	1940	43830	0000	25.86	2025	Hassan Town Hall Gas August 2025
AMAZON MKTPL*500NH3RI3	100	410	1941	42100	0000	42.36	2025	Tide Pen, Water for Event Center
AMAZON MKTPL*NJ5SB3KY1	100	410	1941	42100	0000	27.69	2025	Brochure Rack for EC
AMAZON MKTPL*500NH3RI3	100	410	1941	42102	0000	65.17	2025	Odor Eliminator, Drain Cleaner for Event Center
AMAZON MKTPL*V306055J3	100	410	1941	42102	0000	40.43	2025	Fruit Fly Control for EC
AMAZON.COM*NA2PY6KI3	100	410	1941	42105	0000	328.00	2025	New Rolling Cooler for EC
WWW.SIRIUSCOM.COM	100	410	1941	43190	0000	6.50	2025	Schmiedlin G3 license (1/2)-August
VZWRLLS*APOCC VISB	100	410	1941	43250	0000	20.71	2025	Community Room Cell Phone-September
COMCAST / XFINITY	100	410	1941	43250	0000	78.88	2025	Analog, Internet and TV service - Event Center-October
EB *10TH ANNUAL REIMAG	100	410	1941	44360	0000	39.19	2025	Reimagine Aging Conference
AMAZON MKTPL*NV68H6BT0	100	410	1950	42000	0000	5.34	2025	Keurig Pod Holder Replacement Part
AMAZON RETA* NF7NA1AY2	100	410	1950	42000	0000	1.33	2025	Keurig Pod Replacement
AMAZON MKTPL*NJ4PM7IV1	100	410	1950	42010	0000	91.95	2025	Ergonomic Mouse
AMAZON RETA* EROUZ46B3	100	410	1950	42180	0000	99.67	2025	Hard Hats
WWW.SIRIUSCOM.COM	100	410	1950	43190	0000	39.00	2025	Engineering G3 licenses: Bendiske, Albers, Williams-August
VZWRLLS*APOCC VISB	100	410	1950	43250	0000	186.39	2025	Engineering Cell Phone-September
MINNESOTA STATE COLLEGES	100	410	1950	44360	0000	250.00	2025	Concrete Field Inspector Recertification - Bendiske
MINNESOTA STATE COLLEGES	100	410	1950	44360	0000	250.00	2025	Grading & Base Inspector Recertification - Bendiske
AMAZON MKTPL*NV72J1XV0	100	420	2100	42000	0000	21.99	2025	Plug In - Building Supplies
AMAZON MKTPL*HS8YR5QS3	100	420	2100	42000	0000	78.99	2025	Toner - SRO Justen Office
AMAZON MKTPLACE PMTS	100	420	2100	42000	0000	(78.99)	2025	Toner Return - SRO Justen Office
AMAZON.COM*NFG6N1DM2	100	420	2100	42000	0000	10.04	2025	Office Supplies - Dry Erase Markers
HARBOR FREIGHT TOOLS3250	100	420	2100	42000	0000	5.43	2025	Super Glue - Detective Tushar
HAVIS INC	100	420	2100	42010	0000	494.40	2025	Computer dock for squads - Per Beck
HAVIS INC	100	420	2100	42010	0000	494.40	2025	Computer dock for squads - Per Beck
AMAZON MKTPL*NM68F1BC0	100	420	2100	42010	0000	170.95	2025	Headset - Lisa Carlson
AMAZON MKTPL*W5SWW3SB3	100	420	2100	42100	0000	17.99	2025	Plug In Charger/Stand for desk
AMAZON.COM*NFG6N1DM2	100	420	2100	42100	0000	172.05	2025	Napkins - Custodian Cody
AMAZON MKTPL*NF7M899P2	100	420	2100	42100	0000	39.94	2025	Charging Port - Andrea Hunt Desk
CUB FOODS- ROGERS	100	420	2100	42100	0000	64.57	2025	Laundry Pods - PD Washing Machine
AMAZON MKTPL*DJ55V6P23	100	420	2100	42100	0000	42.70	2025	Velcro mounting tape / Screen protector
FEDEX884366027702	100	420	2100	42105	0000	16.53	2025	Shipping Fees for Holster Exchange
IN *BLAUER TACTICAL SYSTE	100	420	2100	42105	0000	2,319.00	2025	High Gear Tactical Suit & Bag
CHEWY.COM	100	420	2100	42107	0000	94.99	2025	K9 Ares Dog Food
CASEYS #3424	100	420	2100	42120	0000	73.28	2025	Squad 6831 Fuel

October 2025 US Bank P-Card Allocations

Vendor	Account					Amount	Fiscal Year	Description
KWIK TRIP #435	100	420	2100	42120	0000	64.42	2025	Squad 6831 Fuel
STREICHER'S MPLS	100	420	2100	42180	0000	281.95	2025	Uniform
ACTIVE911 INC	100	420	2100	43190	0000	24.58	2025	Two CSO Subscriptions
THERAPYNOTES, LLC	100	420	2100	43190	0000	59.00	2025	Social Worker database subscription - October
WWW.SIRIUSCOM.COM	100	420	2100	43190	0000	442.00	2025	Police Office G3 licenses - 34 licenses-August
COMCAST / XFINITY	100	420	2100	43210	0000	200.97	2025	Analog and TV Service - Police-October
VZWRLLS*APOCC VISB	100	420	2100	43250	0000	1,517.62	2025	Police Department Cell Phones-September
MISTER CAR WASH #1601	100	420	2100	44040	0000	35.88	2025	Squad 6845 car wash plan
PARADISE CAR WASH - MAPLE	100	420	2100	44040	0000	38.15	2025	Beck car wash - Squad 6845
MISTER CAR WASH #1601	100	420	2100	44040	0000	35.88	2025	Squad 6831 car wash plan
MISTER CAR WASH #1601	100	420	2100	44040	0000	35.88	2025	Squad 6844 car wash plan
CIELO CAR WASH IV LLC	100	420	2100	44040	0000	38.07	2025	Beck car wash - Squad 6845
PARADISE CAR WASH - MAPLE	100	420	2100	44040	0000	59.96	2025	Squad 6831 car wash
APPLE.COM/BILL	100	420	2100	44330	0000	2.99	2025	iCloud Storage Subscription for work cell
TST* HANGRY JOE'S - INVER	100	420	2100	44360	0000	15.81	2025	Lunch - CIT Training
JUNIORS CAFE & GRILL	100	420	2100	44360	0000	23.74	2025	Lunch - CIT Training
CULVERS OF COTTAGE GROVE	100	420	2100	44360	0000	12.89	2025	Lunch - CIT Training
SQ *TAQUERIA EL GIRASOL	100	420	2100	44360	0000	20.52	2025	Lunch - CIT Training
TST* HANGRY JOE'S - INVER	100	420	2100	44360	0000	16.96	2025	Lunch - CIT Training
SAFARILAND TRAINING GR	100	420	2100	44360	0000	275.00	2025	Less Lethal Launcher Armorers Training
SPRINGHILL STES SEATTL	100	420	2100	44360	0000	18.01	2025	Axon Summit - Incidental
SPRINGHILL STES SEATTL	100	420	2100	44360	0000	10.01	2025	Axon Summit - Incidental
DELTA AIR BAGGAGE FEE	100	420	2100	44360	0000	35.00	2025	Delta baggage fee - Beck - Axon Summit
HUDSON ST 1478	100	420	2100	44360	0000	9.67	2025	Axon Summit - Incidental
DELTA AIR BAGGAGE FEE	100	420	2100	44360	0000	45.00	2025	Delta baggage fee - Beck - Axon Summit
BREW TOP	100	420	2100	44360	0000	44.96	2025	Lunch - Axon Summit - Travel Day
JIMMY JOHNS # 1235	100	420	2100	44360	0000	43.44	2025	CSO Interview - Lunch
BCA TRAINING EDUCATION	100	420	2100	44360	0000	75.00	2025	Training - DMT Recertification
DAVES HOT CHICKEN 1275	100	420	2100	44360	0000	47.20	2025	Lunch - LETAC Training - Wilhoite, DeMorett, Dupic
POTBELLY #93	100	420	2100	44360	0000	44.06	2025	Lunch - LETAC Training - Wilhoite, DeMorett, Dupic
BCA TRAINING EDUCATION	100	420	2100	44360	0000	375.00	2025	Training - DMT Certification - Officer Steele
NU CPS REGISTRATION	100	420	2100	44360	0000	1,100.00	2025	Training - Supervision Of Police Personell
BCA TRAINING EDUCATION	100	420	2100	44360	0000	375.00	2025	Training - DMT Certification - Officer Salazar
NOODLES AND COMPANY	100	420	2100	44360	0000	16.49	2025	Lunch - FTO Training
TST* FAT WILLEYS	100	420	2100	44360	0000	25.07	2025	Dinner - FTO Training
MCDONALD'S F31221	100	420	2100	44360	0000	13.00	2025	Breakfast - FTO Training
TST*RED COW - ROCHESTER	100	420	2100	44360	0000	29.33	2025	Dinner - FTO Training
NOODLES AND COMPANY	100	420	2100	44360	0000	20.00	2025	Lunch - FTO Training
MCDONALD'S F31221	100	420	2100	44360	0000	9.94	2025	Breakfast - FTO Training
TST*SORELLINAS BY VICTOR	100	420	2100	44360	0000	29.49	2025	Dinner - FTO Training
NOODLES AND COMPANY	100	420	2100	44360	0000	17.03	2025	Lunch - FTO Training
MCDONALD'S F31221	100	420	2100	44360	0000	12.53	2025	Breakfast - FTO Training
APPLEBEES 2190018	100	420	2100	44360	0000	17.05	2025	Dinner - FTO Training
IACP	100	420	2100	44360	0000	600.00	2025	IACP Conference Registration
NU CPS REGISTRATION	100	420	2100	44360	0000	1,100.00	2025	Training - Supervision of Police Personnel
BCA TRAINING EDUCATION	100	420	2100	44360	0000	75.00	2025	Training - BCA DMT Recertification
A & W	100	420	2100	44360	0000	13.49	2025	Lunch - CIT Training
CHICK-FIL-A #03603	100	420	2100	44360	0000	12.70	2025	Lunch - CIT Training
MCDONALD'S F18102	100	420	2100	44360	0000	11.33	2025	Lunch - CIT Training
CHICK-FIL-A #03603	100	420	2100	44360	0000	10.09	2025	Lunch - CIT Training
A & W	100	420	2100	44360	0000	14.36	2025	Lunch - CIT Training
CHICK-FIL-A #03603	100	420	2100	44360	0000	10.09	2025	Lunch - CIT Training
MCDONALD'S F18102	100	420	2100	44360	0000	10.59	2025	Lunch - CIT Training
SUBWAY 25852	100	420	2100	44360	0000	18.14	2025	Lunch - CIT Training
TST* HANGRY JOE'S - INVER	100	420	2100	44360	0000	17.71	2025	Lunch - CIT Training
JUNIORS CAFE & GRILL	100	420	2100	44360	0000	21.49	2025	Lunch - CIT Training
CULVERS OF COTTAGE GROVE	100	420	2100	44360	0000	12.78	2025	Lunch - CIT Training
SQ *TAQUERIA EL GIRASOL	100	420	2100	44360	0000	22.25	2025	Lunch - CIT Training
TST* HANGRY JOE'S - INVER	100	420	2100	44360	0000	16.53	2025	Lunch - CIT Training
HOLIDAY INN EXPRESS	100	420	2100	44360	0000	385.92	2025	Hotel Stay - FTO School - Officer Fischer
LAW ENFORCEMENT SEMINARS	100	420	2100	44360	0000	445.00	2025	Background Investigations Training
LAW ENFORCEMENT SEMINARS	100	420	2100	44360	0000	445.00	2025	Overdose Death Investigations Training
CAFE ZUPAS-COON RAPIDS	100	420	2100	44360	0000	17.06	2025	Lunch - LETAC Training
CAFE ZUPAS-COON RAPIDS	100	420	2100	44360	0000	16.52	2025	Lunch - LETAC Training
BCA TRAINING EDUCATION	100	420	2100	44360	0000	300.00	2025	Training - BCA Ethics and Integration in Supervision
CHICK-FIL-A #03603	100	420	2100	44360	0000	10.81	2025	Lunch - CIT Training
A & W	100	420	2100	44360	0000	13.50	2025	Lunch - CIT Training
CHICK-FIL-A #03603	100	420	2100	44360	0000	10.81	2025	Lunch - CIT Training
MCDONALD'S F18102	100	420	2100	44360	0000	6.57	2025	Lunch - CIT Training
SUBWAY 25852	100	420	2100	44360	0000	18.04	2025	Lunch - CIT Training
MINNEAPOLIS AIRPORT	100	420	2100	44360	0000	32.64	2025	Axon Summit bkfst - Travel Day (Mon)
SPRINGHILL STES SEATTL	100	420	2100	44360	0000	8.01	2025	Axon Summit - Incidental (Tues)
TST* MCMENAMINS - SIX ARM	100	420	2100	44360	0000	93.52	2025	Axon Summit - Dinner (Tues) Wills/Beck
HUDSON ST 1478	100	420	2100	44360	0000	20.14	2025	Axon Summit - Lunch
BREW TOP	100	420	2100	44360	0000	51.58	2025	Axon Summit Dinner
BCA TRAINING EDUCATION	100	420	2100	44360	0000	75.00	2025	Training - DMT Recertification
FACEBK *Z855B3RNG2	100	420	2100	44362	0000	23.54	2025	Boosted FB Ad for CSO Recruitment for RPD

October 2025 US Bank P-Card Allocations

Vendor	Account					Amount	Fiscal Year	Description
CUB FOODS- ROGERS	100	420	2100	44385	0000	42.91	2025	Food for CPA
DEHMER'S MEAT INCORPORAT	100	420	2100	44385	0000	38.97	2025	Food for CPA
ALDI 72094	100	420	2100	44385	0000	31.04	2025	CPA meal sides
JIMMY JOHNS # 1235 -	100	420	2100	44385	0000	92.45	2025	CPA meal sandwiches
IN *VISION OF ELK RIVER,	100	420	2100	44385	0000	300.00	2025	CPA - Bussing deposit for Jail/Dispatch Tours
VISTAPRINT	100	420	2100	44385	0000	237.79	2025	RPD Seal Logo Event Tablecloth
AMAZON MKTPL*VY6UB18J3	100	420	2210	42000	0000	41.70	2025	Calculator, Command Strips, Velcro
SP LAUREL DENISE	100	420	2210	42000	0000	64.36	2025	2026 Planning Scheduler
AMAZON MKTPL*U20B676O3	100	420	2210	42010	0000	19.99	2025	Laptop Stand-DFM
AMAZON MKTPL*NV2V93B82	100	420	2210	42010	0000	8.87	2025	TV Remote-Ch 1
THE HOME DEPOT #2844	100	420	2210	42100	0000	52.31	2025	Insect killer, gloves and kneeling pad.
BATTERIES PLUS - #0033	100	420	2210	42100	0000	297.12	2025	Batteries for SCBA's
AMAZON MKTPL*NJ4FD1EM2	100	420	2210	42100	0000	29.02	2025	Light Bulbs
AMAZON MKTPL*NF2JP6CI1	100	420	2210	42100	0000	38.99	2025	Fitness Equipment Cleaning Wipes
AMAZON MKTPL*TT68R7GP3	100	420	2210	42105	0000	15.27	2025	Magnetic Glove/Tissue Dispenser
AED SUPERSTORE	100	420	2210	42170	0000	707.81	2025	AED Pads (Tax Recharge reversed below)
AED SUPERSTORE	100	420	2210	42170	0000	(57.11)	2025	Tax Charge Reversal
AMAZON MKTPLACE PMTS	100	420	2210	42180	0000	(49.39)	2025	Duty Pant Return-Beehler
VSP*BORN PRIMITIVE, LLC	100	420	2210	42180	0000	171.75	2025	Duty Pants-Insp 1
ONSTAR, LLC	100	420	2210	43190	0000	22.99	2025	OnStar Subscription '25 Silverado-Ch1
WWW.SIRIUSCOM.COM	100	420	2210	43190	0000	798.38	2025	Office 365 licenses for 38 fire fighters-August
WWW.SIRIUSCOM.COM	100	420	2210	43190	0000	108.00	2025	Fire G3 Lic- Patrick, Jeff, Jason, Ashley, kaari, josh, patrick copilot-Au
COMCAST / XFINITY	100	420	2210	43210	0000	84.24	2025	Station 2 TV service -October
THE UPS STORE 5116	100	420	2210	43220	0000	15.96	2025	Ship 4-gas monitors for repair.
THE UPS STORE 5116	100	420	2210	43220	0000	16.44	2025	Ship radio headset for repair.
VZWRLLS*APOCC VISB	100	420	2210	43250	0000	129.35	2025	Fire Dept cell phones-September
CANVA* 104640-58564201	100	420	2210	43500	0000	50.00	2025	Cards x100
CENTERPOINTENERGY MN GAS	100	420	2210	43830	0000	138.95	2025	Centerpoint Energy Balance-Fire Dept ST 1- Oct
CENTERPOINTENERGY MN GAS	100	420	2210	43830	0000	341.53	2025	Centerpoint Energy Balance-Fire Dept St 2 - Oct
MISTER CAR WASH #1601	100	420	2210	44040	0000	35.88	2025	Tahoe Car Wash Pass
MISTER CAR WASH #1601	100	420	2210	44040	0000	35.88	2025	CH1-'25 Silverado Car Wash Pass
CK HOLIDAY # 06405	100	420	2210	44040	0000	22.00	2025	Squad/Rescue Car Wash
MISTER CAR WASH #1601	100	420	2210	44040	0000	35.88	2025	SQ3 Car Wash Pass
MISTER CAR WASH #1601	100	420	2210	44040	0000	35.88	2025	DFM-'25 Colorado Car Wash Pass
MEDICTESTS.COM	100	420	2210	44360	0000	69.00	2025	EMT Prep Tests-Beehler
PRYOR LEARNING	100	420	2210	44360	0000	216.47	2025	Pryor Learning Course-Mueller
COSTCO WHSE #0648	100	420	2210	44360	0000	186.96	2025	Heated Vest x3, Socks - For Training
AMAZON MKTPL*NV9KV2C81	100	420	2230	42100	0000	15.73	2025	Telescopic Hand Pointer for Smoke Alarms
COSTCO WHSE #0648	100	420	2230	44385	0000	83.16	2025	Trunk or Treat Candy
WWW.SIRIUSCOM.COM	100	420	2400	43190	0000	39.00	2025	Building G3 License - Hansen, Weicht, Fadden-August
VZWRLLS*APOCC VISB	100	420	2400	43210	0000	137.49	2025	Building Cell Phones-September
MISTER CAR WASH #1601	100	420	2400	44040	0000	35.88	2025	Car Wash
MISTER CAR WASH #1601	100	420	2400	44040	0000	28.27	2025	Car Wash
AMAZON MKTPL*NV68H6BT0	100	430	3000	42000	0000	5.34	2025	Keurig Pod Holder Replacement Part
AMAZON RETA* NF7NA1AY2	100	430	3000	42000	0000	1.33	2025	Keurig Pod Replacement
AMAZON RETA* NF18P6UQ2	100	430	3000	42000	0000	47.96	2025	Chai Latte
AMAZON MKTPL*NM76C5G30	100	430	3000	42000	0000	18.99	2025	Desktop Power Strip (PW Front Desk)
AMAZON MKTPL*NJ65U3KK1	100	430	3000	42010	0000	33.24	2025	Ergonomic Keyboard & Mouse
AMAZON RETA* PM5B675V3	100	430	3000	42010	0000	229.99	2025	Computer dock for PW computers - Per Pete
DRI*UPRINTING	100	430	3000	42100	0000	166.00	2025	Rogers Logo Stickers
AMAZON RETA* IL2ST12Y3	100	430	3000	42102	0000	251.67	2025	Hand Towels
AMAZON MKTPL*NF48W3MK2	100	430	3000	42102	0000	62.06	2025	6 x 10 Flags
AMAZON MKTPL*NF42G7R02	100	430	3000	42102	0000	88.03	2025	Part for Faucet
NENNO PRODUCTS LLC	100	430	3000	42103	0000	293.01	2025	Console for Explorer
NORTHERN TOOL	100	430	3000	42105	0000	87.40	2025	Hand Tools - Drive Sockets
PAYPAL *ZORO.COM	100	430	3000	42105	0000	45.68	2025	Hand Tools - Adjustable Wrench
NORTHERN TOOL	100	430	3000	42105	0000	32.83	2025	Hand Tools - Drive Sockets
NORTHERN TOOL	100	430	3000	42105	0000	64.22	2025	Hand Tools - Deep Impact Socket Set
NORTHERN TOOL	100	430	3000	42105	0000	16.84	2025	Hand Tools - Pry Bar Set
PAYPAL *ZORO.COM	100	430	3000	42105	0000	83.23	2025	Hand Tools - Wrenches
PAYPAL *ZORO.COM	100	430	3000	42105	0000	60.37	2025	Hand Tools - Aluminum Pipe Wrench Set
AMAZON RETA* EROUZ46B3	100	430	3000	42180	0000	118.95	2025	Hard Hats
WWW.SIRIUSCOM.COM	100	430	3000	43190	0000	91.00	2025	PW G3 License, 8 licenses-August
VZWRLLS*APOCC VISB	100	430	3000	43250	0000	149.97	2025	PW Cell Phone-September
LIFT BRIDGE LODGE	100	430	3000	44360	0000	1,334.76	2025	Hotel Room for training in Duluth
OPENAI *CHATGPT SUBSCR	100	450	5120	43190	0000	10.00	2025	October Open AI Subscription
WWW.SIRIUSCOM.COM	100	450	5120	43190	0000	13.00	2025	Bauer and Goodrich G3 license-August
WWW.SIRIUSCOM.COM	100	450	5120	43190	0000	13.00	2025	Recreation -Hanson G3 license-August
VZWRLLS*APOCC VISB	100	450	5120	43250	0000	41.42	2025	Recreation and Facilities Coordinator-September
SQ *SQUARE PAID SERVICES	100	450	5120	44300	0000	35.00	2025	10/25 Square Location Fee Parks and Rec
AMAZON MKTPL*IL3CF2Z13	100	450	5186	42100	0000	9.89	2025	Lens Wipes
WWW.SIRIUSCOM.COM	100	450	5186	43190	0000	6.50	2025	Schmiedlin G3 license (1/2)-August
VZWRLLS*APOCC VISB	100	450	5186	43250	0000	20.71	2025	Senior Center Cell Phone-September
AMAZON MKTPL*QX4SK5BF3	100	450	5186	43444	0000	34.49	2025	Coffee Creamer
AMAZON MKTPL*LN3NO7EM3	100	450	5186	43444	0000	45.99	2025	Plates & Cups for Oktoberfest
AMAZON MKTPL*HD1B2UU3	100	450	5186	43444	0000	22.02	2025	Napkins
WAL-MART #2882	100	450	5186	43444	0000	146.39	2025	Salad, soda, snacks for Oktoberfest

October 2025 US Bank P-Card Allocations

Vendor	Account					Amount	Fiscal Year	Description
TST* NEW BOHEMIA - GOLDEN	100	450	5186	43444	0000	1,267.62	2025	Catering for Oktoberfest
AMAZON.COM*NJ7AT3YX0	100	450	5186	43444	0000	22.98	2025	Napkins
AMAZON PRIME*WK5JR5CB3	100	450	5186	44330	0000	6.52	2025	Alexa Music
AMAZON MKTPL*NK68H6BT0	100	450	5200	42000	0000	5.34	2025	Keurig Pod Holder Replacement Part
AMAZON RETA*NK7NA1AY2	100	450	5200	42000	0000	1.33	2025	Keurig Pod Replacement
AMAZON MKTPL*NF48W3MK2	100	450	5200	42102	0000	62.06	2025	6 x 10 Flags
AMAZON RETA*EROUZ46B3	100	450	5200	42180	0000	118.95	2025	Hard Hats
VZWRLSS*APOCC VISB	100	450	5200	43250	0000	82.84	2025	Parks Cell Phone-September
XCEL EZ-PAY FEE WEB	203	465	6500	44310	0000	13.23	2025	Xcel Energy Hwy 101 Sign Bill - Convenience Fee
XCEL EZ-PAY WEB	203	465	6500	44310	0000	601.49	2025	Xcel Energy Hwy 101 Sign Bill - August & September
MENARDS ELK RIVER MN	205	450	5205	42100	0000	43.97	2025	Superglue, heat tape
AMAZON MKTPL*NV0L30B10	205	450	5205	42100	0000	26.90	2025	Snow cleats and paint brushes
AMAZON.COM*NV9MO4BV0	205	450	5205	42100	0000	49.84	2025	Ear Plugs
ANCHOR SCIENTIFIC	205	450	5205	42100	0000	91.34	2025	Float switches for ice plant
AMAZON MKTPL*NF48W3MK2	205	450	5205	42102	0000	62.06	2025	6 x 10 Flags
KEURIG GREEN MOUNTAIN	205	450	5205	42550	0000	57.48	2025	Concessions Stock
SAMSCLUB.COM	205	450	5205	42550	0000	854.11	2025	Concessions Stock
MENARDS ELK RIVER MN	205	450	5205	42550	0000	106.43	2025	Concessions Stock
OPENAI *CHATGPT SUBSCR	205	450	5205	43190	0000	10.00	2025	October Open AI Subscription
WWW.SIRIUSCOM.COM	205	450	5205	43190	0000	13.00	2025	Bauer and Goodrich G3 license-August
VZWRLSS*APOCC VISB	205	450	5205	43250	0000	82.84	2025	RAC Cell Phone-September
CENTERPOINTENERGY MN GAS	205	450	5205	43830	0000	3,114.97	2025	Natural Gas - September
SQ *SQUARE PAID SERVICES	205	450	5205	44300	0000	35.00	2025	10/25 Square Location Fee RAC
AMAZON MKTPL*NV8EJ0LH1	209	450	5207	42100	0000	88.44	2025	Cord and Band-aids
AMAZON MKTPL*NF9CH2ZD2	209	450	5207	42100	0000	135.00	2025	Maxi Pads for vending
AMAZON MKTPL*NF1FL2QC1	209	450	5207	42100	0000	73.28	2025	Tampons for Vending
AMAZON MKTPL*NF6NT4502	209	450	5207	42100	0000	83.06	2025	Snadbags, locks, laminating sheets
AMAZON MARK* NJ6P03W90	209	450	5207	42102	0000	47.70	2025	Emergency Exit Only Signs for Fieldhouse
WWW.SIRIUSCOM.COM	209	450	5207	43190	0000	13.00	2025	Field house - Walters G3 License-August
VZWRLSS*APOCC VISB	209	450	5207	43250	0000	46.42	2025	Field House - Operations Supervisor-September
THE HOME DEPOT #2844	210	420	2230	42100	0000	271.76	2025	Smoke alarms
THE HOME DEPOT #2844	210	420	2230	42100	0000	133.38	2025	10 yr batteries and quick connects for smoke alarms
HARBOR FREIGHT TOOLS3250	210	420	2230	42105	0000	39.16	2025	Tools for smoke alarm installs
BNSF RAIL PERMITTING	402	000	0000	10100	0000	2,067.00	2025	#25W-26524 Fee - Fletcher Bypass RR Xing Permit
BNSF RAIL PERMITTING	402	000	0000	10100	5000	(2,067.00)	2025	#25W-26524 Fee - Fletcher Bypass RR Xing Permit
BNSF RAIL PERMITTING	402	000	0000	10100	0000	2,067.00	2025	#25W-26090 Fee - Fletcher Bypass RR Xing Permit

October 2025 US Bank P-Card Allocations

Vendor	Account					Amount	Fiscal Year	Description
BNSF RAIL PERMITTING	402	000	0000	10100	5000	(2,067.00)	2025	#25W-26090 Fee - Fletcher Bypass RR Xing Permit
BNSF RAIL PERMITTING	402	430	3121	44310	1409	2,067.00	2025	#25W-26524 Fee - Fletcher Bypass RR Xing Permit
BNSF RAIL PERMITTING	402	430	3121	44310	1409	2,067.00	2025	#25W-26090 Fee - Fletcher Bypass RR Xing Permit
JUSTBRAILLESIGNSCOM	410	450	5200	45200	2201	15.00	2025	Sign Color Samples - Turf Facility
EBAY O*06-13627-79985	410	450	5200	45200	2201	2,157.49	2025	Litterkat turf sweepers - Turf Facility
JUSTBRAILLESIGNSCOM	410	450	5200	45200	2201	750.00	2025	ADA Signs - Turf Facility
AMAZON MKTPL*TF6622CP3	410	450	5200	45200	2201	159.96	2025	Chairs - Turf Facility
AMAZON MKTPL*DK1PM8E13	410	450	5200	45200	2201	159.96	2025	Signs - Turf Facility
AMAZON MKTPL*NJ1NP7VT0	410	450	5200	45200	2201	66.96	2025	Trash Can Dolly - Turf Facility
AMAZON MKTPL*GL6WM4MZ3	410	450	5200	45200	2201	204.40	2025	Trash can Tops - Turf Facility
AMAZON.COM*YX71S9WC3	410	450	5200	45200	2201	259.00	2025	Refrigerator - Turf Facility
AMAZON MKTPL*NJ9TT6MA0	410	450	5200	45200	2201	399.90	2025	TV Mounts for Lobby - Turf Facility
AMAZON MKTPL*I81XA59H3	410	450	5200	45200	2201	151.10	2025	Trash Cans - Turf Facility
AMAZON MKTPL*GK1L220J3	410	450	5200	45200	2201	21.76	2025	Office Garbage Cans - Turf Facility
AMAZON MKTPL*OP09S8KY3	410	450	5200	45200	2201	19.49	2025	Trash can lid - Turf Facility
AMAZON.COM*OS6684PM3	410	450	5200	45200	2201	120.54	2025	Trash Cans - Turf Facility
SAMSLUB.COM	410	450	5200	45200	2201	562.42	2025	Shelving units - Turf Facility
JUSTBRAILLESIGNSCOM	410	450	5200	45200	2201	15.00	2025	Sign Change - Turf Facility
AMAZON MKTPL*NJ7PC1GB1	410	450	5200	45200	2201	32.99	2025	Trash can lid - Turf Facility
AMAZON MKTPL*NV2TS6ZY0	410	450	5200	45200	2201	996.03	2025	Trash Can Lids, Ball Cage, ArmRests, Garbage Cans - Turf Facility
SAMSLUB.COM	410	450	5200	45200	2201	1,193.98	2025	Monitors for Lobby - Turf Facility
ON DECK SPORTS	410	450	5200	45200	2201	4,628.90	2025	L Screens and Pitching Machines- Turf Facility
SAMSLUB.COM	410	450	5200	45200	2201	358.00	2025	Storage Shelves - Turf Facility
AMAZON MKTPLACE PMTS	410	450	5200	45200	2201	(51.10)	2025	Trash Can Lids Returned - Turf Facility
AMAZON MKTPLACE PMTS	410	450	5200	45200	2201	(19.94)	2025	Arm Rests - Returned - Turf Facility
AMAZON MKTPL*NJ8E37W21	410	450	5200	45200	2201	113.99	2025	Desk Drawer - Turf Facility
AMAZON MKTPL*NJ1F39UW2	410	450	5200	45200	2201	72.98	2025	Garbage Can lid - Turf Facility
AMAZON MKTPL*NV6R80AL2	410	450	5200	45200	2201	135.00	2025	Desk Storage Drawer - Turf Facility
AMAZON MKTPLACE PMTS	410	450	5200	45200	2201	(151.10)	2025	Trash Cans did not arrive - Turf Facility
MENARDS ELK RIVER MN	410	450	5200	45200	2201	117.89	2025	Trash Cans - Turf Facility
JUSTBRAILLESIGNSCOM	410	450	5200	45200	2201	319.00	2025	Wifi and employee only Signs - Turf Facility
AMAZON MKTPL*NM3GR8PRO	410	450	5200	45200	2201	66.96	2025	Trash Can Dollies - Turf Facility
AMAZON MKTPL*NM95X2G60	410	450	5200	45200	2201	502.62	2025	Sanitary Napkin, Tampon vending machine - Turf Facility
MENARDS ELK RIVER MN	410	450	5200	45200	2201	118.00	2025	Trash cans - Turf Facility
SP COMPUTERSECURITY.CO	410	450	5200	45200	2201	399.24	2025	Computer cabinet - Turf Facility
STACKCHAIRS4LESS	410	450	5200	45200	2201	3,275.44	2025	Chairs for Fieldhouse
RESTAURANT-FURNITURE.C	410	450	5200	45200	2201	3,670.00	2025	Tables For Lobby at the Fieldhouse
JUSTBRAILLESIGNSCOM	410	450	5200	45300	2104	177.00	2025	Wifi Signs - SCP
ROOMONE SOLUTIONS LLC	449	420	2210	45200	2508	1,222.09	2025	2508.312-Operational Fire Areas & Equip.-PTAC Electric Heat FS1
AMAZON MKTPL*NV68H6BT0	601	494	9440	42000	0000	5.34	2025	Keurig Pod Holder Replacement Part
AMAZON RETA*NF7NA1AY2	601	494	9440	42000	0000	1.33	2025	Keurig Pod Replacement
AMAZON MKTPL*8N3X26QC3	601	494	9440	42105	0000	22.66	2025	Hook Tool
NORTHERN TOOL	601	494	9440	42105	0000	16.84	2025	Hand Tools - Pry Bar Set
PAYPAL *ZORO.COM	601	494	9440	42105	0000	83.23	2025	Hand Tools - Wrenches
PAYPAL *ZORO.COM	601	494	9440	42105	0000	60.36	2025	Hand Tools - Aluminum Pipe Wrench Set
AMAZON RETA* EROUZ46B3	601	494	9440	42180	0000	51.44	2025	Hard Hats
WWW.SIRIUSCOM.COM	601	494	9440	43190	0000	8.67	2025	Office G3 Licenses: Parker, Knapp-August
VZWRLLS*APOCC VISB	601	494	9440	43250	0000	82.84	2025	Water Cell Phone-September
THE UPS STORE 5116	601	494	9440	44080	0000	15.63	2025	MDH Water Samples
IN *AMERICAN PAYMENT CENT	601	494	9440	44120	0000	70.00	2025	Utility Drop Box - Sept - Nov 2025
AMAZON MKTPL*NV68H6BT0	602	495	9490	42000	0000	5.34	2025	Keurig Pod Holder Replacement Part
AMAZON RETA*NF7NA1AY2	602	495	9490	42000	0000	1.33	2025	Keurig Pod Replacement
AMAZON MKTPL*8N3X26QC3	602	495	9490	42105	0000	22.65	2025	Hook Tool
NORTHERN TOOL	602	495	9490	42105	0000	87.40	2025	Hand Tools - Drive Sockets
PAYPAL *ZORO.COM	602	495	9490	42105	0000	45.68	2025	Hand Tools - Adjustable Wrench
NORTHERN TOOL	602	495	9490	42105	0000	32.82	2025	Hand Tools - Drive Sockets
NORTHERN TOOL	602	495	9490	42105	0000	64.21	2025	Hand Tools - Deep Impact Socket Set
AMAZON RETA* EROUZ46B3	602	495	9490	42180	0000	51.45	2025	Hard Hats
WWW.SIRIUSCOM.COM	602	495	9490	43190	0000	10.00	2025	Office G3 Licenses: Parker, Knapp-August
VZWRLLS*APOCC VISB	602	495	9490	43250	0000	82.84	2025	Sewer Cell Phone-September
IN *AMERICAN PAYMENT CENT	602	495	9490	44120	0000	70.00	2025	Utility Drop Box - Sept - Nov 2025
AMAZON MKTPL*NV68H6BT0	603	496	9495	42000	0000	5.33	2025	Keurig Pod Holder Replacement Part
AMAZON RETA*NF7NA1AY2	603	496	9495	42000	0000	1.33	2025	Keurig Pod Replacement
AMAZON RETA* EROUZ46B3	603	496	9495	42180	0000	22.50	2025	Hard Hats
WWW.SIRIUSCOM.COM	603	496	9495	43190	0000	10.00	2025	Office G3 Licenses: Parker, Knapp-August
IN *AMERICAN PAYMENT CENT	603	496	9495	44120	0000	70.00	2025	Utility Drop Box - Sept - Nov 2025
AMAZON MARK* S80OB8TD3	609	497	9760	42010	0000	37.19	2025	Keyboard & Mouse for DJs laptop RWAS
AMAZON MKTPL*NJ4SE5S41	609	497	9760	42010	0000	11.84	2025	HDMI cable -Per Tom
AMAZON MKTPL*NV9YO5A72	609	497	9760	42010	0000	42.99	2025	HDMI Extender - Per Tom
AMAZON MARK* S80OB8TD3	609	497	9760	42100	0000	31.49	2025	Suckers for RWAS
AMAZON MKTPL*NF8L770T1	609	497	9760	42100	0000	2,391.13	2025	Product Shelving for RWAS
AMAZON MARK*NF1V476X1	609	497	9760	42100	0000	76.83	2025	Product Shelving for RWAS
TARGET 00014563	609	497	9760	42100	0000	20.65	2025	Janitorial supplies for RWAS
TARGET 00014563	609	497	9760	42100	0000	27.36	2025	Janitorial supplies for RWAS
TARGET 00014563	609	497	9760	42100	0000	38.05	2025	Suckers for RWAS
WWW.SIRIUSCOM.COM	609	497	9760	43190	0000	39.00	2025	Office G3 Licenses: Agnes, Johnson, Hyde-August
VZWRLLS*APOCC VISB	609	497	9760	43250	0000	124.26	2025	Liquor Cell Phones-September

October 2025 US Bank P-Card Allocations

Vendor	Account					Amount	Fiscal Year	Description
AMAZON MARK* NJ4OV8HM0	609	497	9780	42100	0000	32.32	2025	Drinkware for event center
AMAZON MARK* AX1CQ8LZ3	609	497	9780	42100	0000	145.18	2025	Drinkware for event center
TARGET 00014563	609	497	9780	42100	0000	3.14	2025	Fruit for event center
TARGET 00014563	609	497	9780	42540	0000	27.38	2025	Pop for event center
HOLIDAY STATIONS 0405	609	497	9780	42540	0000	32.05	2025	Pop for event center
SQ *SQUARE PAID SERVICES	609	497	9780	44300	0000	35.00	2025	10/25 Square Location Fee Event Center
	100	000	0000	10100	0000	(35,031.41)		October 2025 P-Card Allocations
	203	000	0000	10100	0000	(614.72)		October 2025 P-Card Allocations
	205	000	0000	10100	0000	(4,547.94)		October 2025 P-Card Allocations
	209	000	0000	10100	0000	(486.90)		October 2025 P-Card Allocations
	210	000	0000	10100	0000	(444.30)		October 2025 P-Card Allocations
	402	000	0000	10100	0000	(4,134.00)		October 2025 P-Card Allocations
	410	000	0000	10100	0000	(21,018.86)		October 2025 P-Card Allocations
	449	000	0000	10100	0000	(1,222.09)		October 2025 P-Card Allocations
	601	000	0000	10100	0000	(418.34)		October 2025 P-Card Allocations
	602	000	0000	10100	0000	(473.72)		October 2025 P-Card Allocations
	603	000	0000	10100	0000	(109.16)		October 2025 P-Card Allocations
	609	000	0000	10100	0000	(3,115.86)		October 2025 P-Card Allocations
				Total		(71,617.30)		
				Payment Total		71,617.30		
				Difference		-		



STAFF REPORT

Meeting Date: November 25, 2025

ROGERS CITY COUNCIL

Agenda Item: 5.3

Subject: Approve Resolution 2025-92 Authorizing Execution of User Agreement with Hennepin County for Cyclomedia Software

Prepared By:

Recommended Council Action

Motion to Approve Resolution 2025-92 Authorizing Execution of User Agreement with Hennepin County for Cyclomedia Software

Overview / Background / Analysis

In 2021, Hennepin County acquired a four-year subscription to a software system called Cyclomedia. The Cyclomedia software system is web-based and provides access to 360° GeoCycloramas images (similar to Google Street View). In 2025, Hennepin County renewed their Cyclomedia subscription for another five years, expiring in 2030.

As with past County funded products, access to this resource is being offered to sublicensed city partners at no cost. The user agreement for Cyclomedia would expire in September of 2030. The city has utilized similar software like this since 2015 and have been used in a wide variety of applications. Approving the user agreement allows the use of this software free of charge.

Staff Recommendation

Motion to Approve Resolution 2025-92 Authorizing Execution of User Agreement with Hennepin County for Cyclomedia Software

Financial Impact: N/A

Source Fund: N/A

Budgeted? N/A

Supporting Documentation

- A. Resolution
- B. Hennepin County User Agreement

RESOLUTION NO. 2025-92

**A RESOLUTION AUTHORIZING EXECUTION OF USER AGREEMENT WITH
HENNEPIN COUNTY FOR CYCLOMEDIA SOFTWARE**

BE IT RESOLVED, by the City Council of the City of Rogers that the City enter into a user agreement with Hennepin County for Cyclomedia software services.

NOW THEREFORE BE IT RESOLVED, that Mayor Shannon Klick and City Administrator Steve Stahmer are hereby authorized to execute such agreements and amendments as are necessary to implement this software service.

Moved by Councilmember _____, seconded by Councilmember _____

The following voted in favor of said resolution:

The following voted against said resolution:

The following abstained:

Whereupon said resolution was declared duly passed and adopted, and was signed by the Mayor, and attested by the Clerk dated this 25th day of November, 2025.

Shannon Klick, Mayor

ATTEST:

Stacie Brown, City Clerk

HENNEPIN COUNTY USER AGREEMENT

This Hennepin County User Agreement (“HCUA”) is between Hennepin County, State of Minnesota, (“COUNTY”) and the City of Rogers, (“USER”).

WITNESSETH:

WHEREAS, COUNTY and Cyclomedia, Inc (“Cyclomedia”) executed the AGREEMENT FOR THE PURCHASE OF A DIGITAL 360° GeoCycloramas (Images) AND INFORMATION SYSTEM LICENSE, as amended, for the licensing of 360° GeoCycloramas images and related systems (the “Cyclomedia Agreement”);

WHEREAS, Cyclomedia’s hosted software system (“System”) collects, organizes, stores, displays and allows access to a collection of 360° GeoCycloramas images, metadata, data layers, and other geographic or structural visualizations or embodiments (collectively “Delivered Content”);

WHEREAS, by the terms of the Cyclomedia Agreement, Cyclomedia granted COUNTY the right to allow duly authorized political units or subdivisions located totally or substantially within the boundaries of Hennepin County, including cities or townships, to access the System and Cyclomedia Delivered Content.

NOW, THEREFORE, in consideration of the mutual undertakings and agreements set forth herein, COUNTY and USER agree as follows:

1. Term.

This Agreement shall commence upon January 01, 2026 and shall continue for two (2) years unless terminated earlier in accordance with the provisions of this Agreement. Unless COUNTY otherwise notifies USER within thirty (30) days prior to the expiration of a term of this Agreement, this Agreement shall then automatically renew for another three (3) year term. However, in no event shall this Agreement continue beyond September 14, 2030.

2. Licenses.

Subject to the provisions herein, COUNTY grants USER a limited, revocable, non-exclusive, royalty-free license to access and use the System and Delivered Content exclusively for the performance of USER’s public responsibilities. The rights granted in this paragraph may be referred to as the “License”. For clarification and not limitation, the License permits access or use by USER’s

employees and contracted personnel performing USER's public responsibilities (said employees or contracted personnel may be referred to as "Eligible Personnel" and, as applicable throughout this HCUA, the term "USER" shall include and apply to Eligible Personnel).

USER is solely responsible for implementing the technology necessary to access the System, to retrieve Delivered Content and to use, control and safeguard the Delivered Content pursuant to the obligations set forth herein.

Except as expressly set forth herein, USER shall acquire no right, title or interest in or to the System or Delivered Content.

USER shall strictly comply with the following:

- (i) USER shall access the System and access, use, control and safeguard Delivered Content in compliance with the terms of this HCUA;
- (ii) USER shall only access the System and Delivered content by and through a computer workstation or server (i) that is owned or leased by USER; (ii) that is under the exclusive control of USER; and (iii) that is exclusively available for use by USER (an "Authorized System");
- (iii) USER shall not share or distribute System authentication information, usernames or passwords ("Authentication") with any unauthorized third-party;
- (iv) USER shall secure and safeguard the System, Authentication and Delivered Content in USER's possession or control in the same manner that USER secures and safeguards its own critical or confidential systems, software, data, passwords or other information. If there is a conflict between USER's security requirements and COUNTY's security requirements, COUNTY's security requirements shall prevail;
- (v) USER shall not access the Delivered Content by any means other than the System including but not limited to scraping, robots, wanderers, crawlers, spiders, etc (as those terms are commonly used and understood in the information technology industry);
- (vi) USER shall be solely responsible for accessing, using and otherwise supporting the System including but not limited to paying all costs, expenses and communication charges associated with the same;

(vii) USER shall use, control and safeguard the Delivered Content in compliance with the terms of this HCUA and with applicable law including but not limited to the Minnesota Government Data Practices Act, Minnesota Statutes, chapter 13;

(viii) Except as expressly provided herein, USER shall not use, disclose, sell, market, distribute or otherwise make available the Delivered Content during the term of this HCUA or at any time thereafter except as required by law or with COUNTY's express written consent;

(ix) USER shall not allow third-party access to the System or Delivered Content.

(x) USER shall not remove, delete, alter or otherwise modify any copyright messages on or associated with the System or Delivered Content, including but not limited to copyright notices from COUNTY or Cyclomedia.

(xi) USER agrees to promptly notify COUNTY in writing when any individual assigned a Cyclomedia license leaves USER's organization, no longer requires access, or otherwise discontinues use of the software. Such notification shall occur within 10 business days of the change.

(xii) COUNTY reserves the right to deactivate any license that remains unused for thirty (30) consecutive days or more. USER may request reactivation of a deactivated license subject to COUNTY review and approval.

3. Disclaimers and Limitations of Liability.

COUNTY, BY AND THROUGH CYCLOMEDIA, IS PROVIDING THE SYSTEM AND DELIVERED CONTENT ON AN AS-IS BASIS WITH NO SUPPORT WHATSOEVER. THERE IS NO WARRANTY OF MERCHANTABILITY, NO WARRANTY OF FITNESS FOR PARTICULAR USE, NO WARRANTY OF NON-INFRINGEMENT, NO WARRANTY REGARDING THE USE OF THE INFORMATION OR THE RESULTS THEREOF AND NO OTHER WARRANTY OF ANY KIND, EXPRESS OR IMPLIED.

WITHOUT LIMITING THE FOREGOING, COUNTY DOES NOT WARRANT THE PERFORMANCE OF THE SYSTEM OR RELATED AND NECESSARY COMMUNICATIONS OR CONNECTIONS TO THE SYSTEM, THAT THE SYSTEM WILL BE UNINTERRUPTED OR ERROR FREE, THAT DEFECTS WILL BE CORRECTED, OR THAT THE SYSTEM IS FREE OF HARMFUL CODE. USER fully understands and agrees that (i) the System is subject to errors, omissions, delays or

interruptions; and (ii) COUNTY, by and through Cyclomedia, may modify or change the System in a manner that may impact or restrict USER's access. In any such event, the COUNTY will not be liable for the cost of such changes, damages or other liability which may be sustained by USER.

WITHOUT LIMITING THE FOREGOING, COUNTY DOES NOT WARRANT THE ACCURACY, COMPLETENESS OR TIMELINESS OF THE DELIVERED CONTENT NOR DOES COUNTY WARRANT THAT DEFECTS IN THE SAME WILL BE CORRECTED. USER fully understands and agrees that (i) the Delivered Content is provided by third-parties, including but not limited to Cyclomedia; and (ii) COUNTY does not directly control and is not responsible for the Delivered Content. USER fully understands and agrees that the Delivered Content is subject to errors, omissions, delay or interruptions, including but not limited to (i) delays, errors or omissions in the receipt of the Delivered Content, (ii) changes, adjustments, corrections or modifications of the Delivered Content and (iii) that COUNTY may make modifications, changes and/or adjustments to the Delivered Content at any time and without notice to USER.

At the point of initial contact with any Delivered Content provided to the public, USER shall include the disclaimer set forth in the preceding three paragraphs, in the same or substantially similar format with necessary adjustments for accuracy and applicability, including but not limited to defining "Delivered Content".

IN NO EVENT SHALL COUNTY BE LIABLE FOR ACTUAL, DIRECT, INDIRECT, SPECIAL, INCIDENTAL, CONSEQUENTIAL DAMAGES OR LOSS OF PROFIT, LOSS OF BUSINESS OR ANY OTHER FINANCIAL LOSS OR ANY OTHER DAMAGES EVEN IF THE COUNTY HAS BEEN ADVISED OF THE POSSIBILITY OF SUCH DAMAGE. COUNTY'S SOLE LIABILITY AND USER'S SOLE AND EXCLUSIVE REMEDY FOR ANY DAMAGES RELATED TO THIS HCUA OR FOR ANY BREACH OF THIS HCUA, INCLUDING BUT NOT LIMITED TO LIABILITY FOR SYSTEM OR DELIVERED CONTENT NONPERFORMANCE, ERRORS OR OMISSIONS, SHALL BE LIMITED TO RESTORING OR CORRECTING THE SYSTEM OR DELIVERED CONTENT TO THE EXTENT AND DEGREE COUNTY IS CAPABLE OF PERFORMING THE SAME AND AS IS REASONABLY POSSIBLE UNDER THE PERTINENT CIRCUMSTANCES.

4. Royalty Free License.

The License is royalty free. COUNTY is not providing any implementation, maintenance, support or other services hereunder and, as such, USER shall not pay COUNTY any amount for services pursuant to this HCUA.

5. Compliance with Applicable Law and Data.

USER and COUNTY shall comply with all applicable federal, state and local statutes, regulations, rules and ordinances currently in force or later enacted.

Subject to the provisions set forth in Section 2 above, the parties, their officers, agents, owners, partners, employees, volunteers and subcontractors shall abide by the provisions of the Minnesota Government Data Practices Act, Minnesota Statutes, chapter 13 (MGDPA) and all other applicable state and federal laws, rules, regulations and orders relating to data privacy or confidentiality. USER shall promptly notify COUNTY if USER becomes aware of any potential claims, or facts giving rise to such claims, under the MGDPA.

6. Termination.

If COUNTY reasonably believes that USER is not complying with any terms of this HCUA, including but not limited to the license or related limitations, COUNTY may immediately terminate this HCUA and thereby terminate the License and USER's access to and use of the System and Delivered Content.

Either party may terminate this HCUA without cause at any time by upon thirty (30) day written notice to the other party.

Notwithstanding the term set forth herein, the parties expressly agree that COUNTY may (i) terminate the license granted herein for the Cyclomedia Delivered Content; or (ii) terminate this HCUA upon the expiration or termination, for any reason, of the Cyclomedia Agreement.

7. Liability.

USER agrees to defend, indemnify, and hold harmless the COUNTY and Cyclomedia, and their respective officials, officers, agents, volunteers and employees from any liability, claims, causes of action, judgments, damages, losses, costs, or expenses, including reasonable attorney's fees, resulting directly or indirectly from USER's use of or access to the System or Delivered Content, from USER's failure to comply with the terms of this HCUA or from failure to perform any duties and obligations required by applicable law and/or this HCUA.

As applicable, a party's liability shall be governed by the provisions of applicable law including but not limited to the Municipal Tort Claims Act, Minnesota Statutes Chapter 466, and other applicable law. The statutory limits of liability for some or all of the parties may not be added together or stacked

to increase the maximum amount of liability for any party. This paragraph shall not be construed to bar legal remedies one party may have for the other party's failure to fulfill its obligations under this HCUA. Nothing in this HCUA constitutes a waiver by the USER, COUNTY or Cyclomedia of any statutory or common law defenses, immunities, or limits on liability.

8. Miscellaneous Provisions.

The Hennepin County Geographic Information Systems Manager, or his/her designee, shall manage this HCUA on behalf of the COUNTY and perform the other duties expressly set forth herein.

Except as directed by COUNTY, USER shall not use the term "Hennepin County", or any derivative thereof in USER's advertising, external facing communication and/or marketing, including but not limited to advertisements of any type or form, promotional ads/literature, client lists and/or any other form of outreach, without the written approval of the Hennepin County Public Affairs/Communications Department, or their designees.

USER and COUNTY intend that this HCUA will not benefit or create any right or cause of action in or on behalf of any person or entity other than the parties.

The laws of the state of Minnesota shall govern all questions and interpretations concerning the validity and construction of this HCUA and the legal relations between the parties and their performance.

The remainder of this page is blank.

COUNTY ADMINISTRATOR APPROVAL

Reviewed by the County
Attorney's Office

COUNTY OF HENNEPIN
STATE OF MINNESOTA

By: _____

By: _____
Hennepin County Administrator

Date: _____

Date: _____

USER warrants that the person who executed this Agreement is authorized to do so on behalf of USER as required by applicable articles, bylaws, resolutions or ordinances.*

USER

By: _____

By: _____

Printed Name: Steve Stahmer

Printed Name: Shannon Klick

Printed Title: City Administrator

Printed Title: Mayor

Date: _____

Date: _____

*USER represents and warrants that it has submitted to COUNTY all applicable documentation (articles, bylaws, resolutions or ordinances) that confirms the signatory's delegation of authority. Documentation is not required for a sole proprietorship.



STAFF REPORT

Meeting Date: November 25, 2025

ROGERS CITY COUNCIL

Agenda Item: 5.4

Subject: Approve Change Order No. 19 (Labor) and Change Order No. 20 (Materials) for HealthPartners Fieldhouse Facility, City Project No. 2201

Prepared By: Doran Cote, Public Works Director/City Engineer

Recommended Council Action

Motion to Approve Change Order No. 19 (Labor) and Change Order No. 20 (Materials) for HealthPartners Fieldhouse Facility, City Project No. 2201

Overview / Background / Analysis

The City of Rogers is constructing a multi-purpose year around synthetic turf athletic facility that will be used for soccer, baseball, softball, lacrosse, football, walking and exercise which is now called the HealthPartners Fieldhouse. On August 27, 2024, the City Council awarded a contract for Bid Package 1 for the turf structure to Legacy Building Solutions for \$4,375,902 with two alternates totaling \$144,895 for a total construction cost of \$4,420,391 and an estimated total project cost of \$4,800,000. On October 22, 2024, The City Council awarded a contract for Bid Package 2 for the site work, entrance, restrooms, programming areas, electrical, mechanical, plumbing and the artificial turf for \$7,313,336 including Alternates #01 (precast mezzanine) and #06 (winter conditions) at an estimated total project cost of \$8,800,000. The total estimated project cost at the time of bid award including engineering, architecture, administration, CM contingency, permits, insurance, bonds, testing and fees was \$13,600,000.

On February 11, 2025, the City Council approved Change Order No. 1 (Labor) a credit in the amount of -\$19,567.00 and Change Order No. 2 (Material) in the amount of \$59,896.46. On April 8, 2025, the City Council approved Change Order No. 3 (Labor) in the amount of \$26,747.00 and Change Order No. 4 (Material) in the amount of \$40,445.00. On May 27, 2025 the City Council approved Change Order No. 5 (Labor) in the amount of \$50,153.48, Change Order No. 6 (Material) in the amount of \$31,666.09, Change Order No. 7 (Labor) in the amount of -\$250,000.00 and Change Order No. 8 (Material) in the amount of \$250,000.00. On June 10, 2025 the City Council approved Change Order No. 9 (Labor) in the amount of \$73,475.31 and Change Order No. 10 (Material) in the amount of \$82,402.63. On August 12, 2025, the City Council approved Change Order No. 11 (Labor) a credit in the amount of -\$2,757.48 and Change Order No. 12 (Material) a credit in the amount of -\$28,781.67. On September 9, 2025, the City Council approved Change Order No. 13 (Labor) in the amount of \$848.71 and Change Order No. 14 in the amount of \$5,296.25. On October 14, 2025, the City Council approved Change Order No 15 in the amount of \$9,528.17 and Change Order No. 16 in the amount of \$3,686.75. On November 13, 2025, the City Council approved Change Orders 17 and 18 in the amount of \$0.00.

Change Order No. 19 (Labor) in the amount of \$2,133.24 is for the following items:

- COR133 Added Exterior Lighting - Labor \$1,168.36
- COR136 Mezzanine Swing Gate - Labor \$0.00
- COR139 Fire Alarm Cell Dialer and Monitoring - Labor \$964.88
- COR143 Subcontractor Allowance Reconciliation \$0.00
- COR144 Parking Lot Correction - Labor \$0.00

Change Order No. 20 in the amount of 8,760.51 is for the following items:

- COR134 Added Exterior Lighting - Material \$2,996.65
- COR135 Corner Guards - Material \$0.00
- COR137 Mezzanine Swing Gate - Material \$0.00
- COR138 Door Hardware Changes - Material \$4,851.00
- COR140 Fire Alarm Cell Dialer and Monitoring - Material \$912.86
- COR145 Parking Lot Correction - Material \$0.00

The original contingency amount for this project was \$594,330.78. Approval of these change orders will not negatively impact the remaining contingency for the project, which is now \$270,695.98 including Change Order No. 19 and Change Order No. 20. There are no outstanding change orders besides these at this time. Total contract changes to date are \$328,694.93 or 2.8% over the original contract amount and will be covered partially by any remaining contingency at the completion of the project.

Staff Recommendation

Motion to Approve Change Order No. 19 (Labor) and Change Order No. 20 (Materials) for HealthPartners Fieldhouse Facility, City Project No. 2201

Financial Impact: \$10,893.75

Source Fund: LOST

Budgeted? Yes

Supporting Documentation

- A. Change Order No. 19 - Labor
- B. Change Order No. 20 - Material

CHANGE ORDER NO. OCO-019

TITLE: 24.818 - OCO #019 - Labor

Date: Nov 18, 2025

PROJECT:
Rogers Indoor Turf Facility

PROJECT NO: 24-818

TO CONTRACTOR:
Terra Construction
21025 Commerce Blvd., Suite 1000
Rogers MN 55374

THE CONTRACT IS CHANGED AS FOLLOWS:

(Include, where applicable, any undisputed amount attributable to previously executed Construction Change Directives)

COR133	Added Exterior Lighting - Labor	\$1,168.36
COR136	Mezzanine Swing Gate - Labor	\$0.00
COR139	Fire Alarm Cell Dialer and Monitoring - Labor	\$964.88
COR143	Subcontractor Allowance Reconciliation	\$0.00
COR144	Parking Lot Correction - Labor	\$0.00

The original Contract Sum was	\$6,675,628.34
The net change by previously authorized Change Orders	-117,152.79
The Contract Sum prior to this Change Order was	\$6,558,475.55
The Contract Sum will be increased by this Change Order in the amount of	\$2,133.24
The New Contract Sum Including This Change Order	\$6,560,608.79
The Contract Time Will Not Be Changed	
The date of Substantial Completion as of the date of this Change Order	

_____ ARCHITECT (Firm name)	Terra Construction _____ CONTRACTOR (Firm name)	City of Rogers _____ OWNER (Firm name)
_____ ADDRESS	21025 Commerce Blvd., Suite 1000 Rogers MN 55374 _____ ADDRESS	22350 South Diamond Lake Road Rogers MN 55374 _____ ADDRESS
_____ (Typed Name)	Jake Dahlheimer _____ (Typed Name)	Doran Cote _____ (Typed Name)
_____ BY (Signature)	_____ BY (Signature)	_____ BY (Signature)
_____ DATE	_____ DATE	_____ DATE

CHANGE ORDER NO. OCO-020

TITLE: 24.818 - OCO #020 - Material

Date: Nov 18, 2025

PROJECT:
Rogers Indoor Turf Facility

PROJECT NO: 24-818

TO CONTRACTOR:
Terra Construction
21025 Commerce Blvd., Suite 1000
Rogers MN 55374

THE CONTRACT IS CHANGED AS FOLLOWS:

(Include, where applicable, any undisputed amount attributable to previously executed Construction Change Directives)

COR134	Added Exterior Lighting - Material	\$2,996.65
COR135	Corner Guards - Material	\$0.00
COR137	Mezzanine Swing Gate - Material	\$0.00
COR138	Door Hardware Changes - Material	\$4,851.00
COR140	Fire Alarm Cell Dialer and Monitoring - Material	\$912.86
COR145	Parking Lot Correction - Material	\$0.00

The original Contract Sum was	\$6,861,067.12
The net change by previously authorized Change Orders	\$434,953.97
The Contract Sum prior to this Change Order was	\$7,296,021.09
The Contract Sum will be increased by this Change Order in the amount of	\$8,760.51
The New Contract Sum Including This Change Order	\$7,304,781.60
The Contract Time Will Not Be Changed	
The date of Substantial Completion as of the date of this Change Order	

_____ ARCHITECT <i>(Firm name)</i>	Terra Construction _____ CONTRACTOR <i>(Firm name)</i>	City of Rogers _____ OWNER <i>(Firm name)</i>
_____ ADDRESS	21025 Commerce Blvd., Suite 1000 Rogers MN 55374 _____ ADDRESS	22350 South Diamond Lake Road Rogers MN 55374 _____ ADDRESS
_____ <i>(Typed Name)</i>	Jake Dahlheimer _____ <i>(Typed Name)</i>	Doran Cote _____ <i>(Typed Name)</i>
_____ BY <i>(Signature)</i>	_____ BY <i>(Signature)</i>	_____ BY <i>(Signature)</i>
_____ DATE	_____ DATE	_____ DATE



STAFF REPORT

Meeting Date: November 25, 2025

ROGERS CITY COUNCIL

Agenda Item: 5.5

Subject: Approval of Resolution 2025-95 Authorizing a Lot Split for Kemmetmueller Land with PID 20-120-23-32-0001

Prepared By: Alec Henderson, City Planner

Recommended Council Action

Motion to approve Resolution 2025-95, authorizing a lot split for the Kemmetmueller property with PID 20-120-23-32-0001.

Overview / Background / Analysis

John Kemmetmueller, is the owner of property with the PID 20-120-23-32-0001 , the ("Subject Property") which his approximately 155 acres. The property is currently farmland. The owners intend to split their parcel in two. A smaller parcel is intended to be used for a future rural event center once the City has created a process for the use.

The lot split will divide the Subject Property into two lots. The proposed parcel A would be approximately 132.62 Acres and Parcel B (where the event center would be located) is approximately 20.38 acres.

The property is zoned for Single-Family Residential, R2. It is staff's recommendation that the lot split be approved as the resulting lots will meet the performance standards of the R2 district (lot size, etc). Additionally, the existing agricultural use (which is permitted) is the current and intended use until such a time as the rural event center use is approved on the property. The lot split does not approve the rural event center use which will be reviewed at a later date.

City Code Section 125-32 outlines the rules and procedures for minor land divisions or simple divisions. These divisions do not require full development plans and are more administrative in nature. The City can approve lot splits and/or lot combinations by resolution and can authorize the split be recorded as by the County.

The Resolution approves the split and authorizes the execution and recording of new legal descriptions of the metes and bounds property. A survey of the property is attached.

Staff Recommendation

Staff recommends approval of Resolution 2025-95 approving the lot split and allowing the recording of the final plat.

Financial Impact: NA

Source Fund: NA

Budgeted? N/A

Supporting Documentation

- A. Resolution No. 2025-95_Approving Lot Split Kemmetmueller
- B. 25-0415 CS 10-31-25
- C. 25-0415 Existing and Remainder Property Descriptions 11.6.25

RESOLUTION NO. 2025-95

**A RESOLUTION APPROVING A LOT SPLIT FOR JOHN KEMMETMUELLER
PROPERTY WITH PID 20-120-23-32-0001**

WHEREAS, John Kemmetmueller is the Owner of real property with PID: 20-120-23-32-0001 (Subject Property), approximately 155 acres, as legally described in Exhibit A; and,

WHEREAS, the Owner of the Subject Property intends to perform a lot split for the parcel (Minor Land Division) to create one new lot as described in Exhibit B and illustrated in Exhibit C; and,

WHEREAS, the Owner is proposing to divide the Subject Properties in a manner that creates two total lots from the existing one parcel. Parcel A will be approximately 134.62 acres, and Parcel B will be approximately 20.38 acres; and

WHEREAS, City Code §121-32 authorizes Minor Land Divisions of property without a formal preliminary plat process provided the lot performance standards are met for the resulting lot(s) and documentation may be recorded with the County to formally divide the lot; and,

WHEREAS the Subject Property is zoned Single-Family Residential (R2). The proposed Minor Land Division adequately meets the minimum lot standards of City Code §121-55; and,

WHEREAS, the proposed Minor Land Division meets the spirit and intent of the zoning and subdivision code provided the conditions herein are adhered to.

NOW, THEREFORE, BE IT RESOLVED BY THE CITY COUNCIL OF THE CITY OF ROGERS, MINNESOTA, AS FOLLOWS: the Minor Land Division of the Subject Property is hereby approved; and

BE IT FURTHER RESOLVED BY THE CITY COUNCIL OF THE CITY OF ROGERS, MINNESOTA, AS FOLLOWS: the Subject Properties shall meet the requirements of section 125-32 – Minor Land Divisions including the limitations on number of times a given lot may receive approval for Lot Splits.

Moved by Councilmember _____, seconded by Councilmember _____

The following voted in favor of said resolution:

The following voted against the same:

The following abstained:

Whereupon said resolution was declared duly passed and adopted, and was signed by the Mayor, and attested by the Clerk dated this 25th day of November, 2025.

Mayor

ATTEST:

City Clerk

EXHIBIT A

LEGAL DESCRIPTIONS (EXISTING PARENT PARCEL)

Existing Description of 20-120-23-32-0001

Lot 5, Section 20, Township 120, Range 23, Hennepin County, Minnesota, and commencing 62 rods East of Southwest corner of section; thence East 18 rods; thence North 80 rods; thence West 80 rods; thence South to a point 974.5 feet North of Southwest corner of section; thence South 85 degrees East 50 rods; thence South 12.5 degrees East 908.5 feet to beginning, and the Southeast Quarter of the Southwest Quarter in Section 20, Township 120, Range 23.

AND

The West Half of the Southwest Quarter of the Northwest Quarter; also the West Half of the East Half of the Southwest Quarter of the Northwest Quarter all in Section 20, Township 120, Range 23, Hennepin County, Minnesota.

EXHIBIT B
PROPOSED DESCRIPTIONS

Proposed Parcel A

Lot 5, Section 20, Township 120, Range 23, Hennepin County, Minnesota, and commencing 62 rods East of Southwest corner of section; thence East 18 rods; thence North 80 rods; thence West 80 rods; thence South to a point 974.5 feet North of Southwest corner of section; thence South 85 degrees East 50 rods; thence South 12.5 degrees East 908.5 feet to beginning, and the Southeast Quarter of the Southwest Quarter in Section 20, Township 120, Range 23.

AND

The West Half of the Southwest Quarter of the Northwest Quarter; also the West Half of the East Half of the Southwest Quarter of the Northwest Quarter all in Section 20, Township 120, Range 23, Hennepin County, Minnesota.

EXCEPT

That part of the South Half of the Southwest Quarter of Section 20, Township 120, Range 23, Hennepin County, Minnesota, described as follows:

Commencing at the Southwest corner of said South Half of the Southwest Quarter; thence on an assumed bearing of North 00 degrees 38 minutes 33 seconds East, along the West line of said South Half of the Southwest Quarter, a distance of 974.50 feet; thence South 84 degrees 21 minutes 27 seconds East, a distance of 825.00 feet to a point hereinafter referred to as Point A; thence South 12 degrees 22 minutes 32 seconds East, a distance of 890.23 feet to a point on the South line of said South Half of the Southwest Quarter, a distance of 1023.00 feet Easterly of the Southwest corner of said South Half of the Southwest Quarter, as measured along said line, to the point of beginning; thence North 88 degrees 40 minutes 06 seconds East, along said South line, a distance of 972.04 feet; thence North 11 degrees 34 minutes 49 seconds West, a distance of 831.06 feet; thence North 79 degrees 49 minutes 14 seconds East, a distance of 111.18 feet; thence North 14 degrees 16 minutes 56 seconds West, a distance of 310.82 feet; thence North 85 degrees 54 minutes 56 seconds West, a distance of 175.99 feet; thence South 70 degrees 35 minutes 31 seconds West, a distance of 133.09 feet; thence South 33 degrees 30 minutes 58 seconds West, a distance of 212.78 feet; thence South 16 degrees 51 minutes 21 seconds East, a distance of 127.95 feet; thence South 76 degrees 24 minutes 05 seconds West, a distance of 622.81 feet to a line drawn between the point of beginning and said Point A; thence Southerly along said line, a distance of 695.79 feet to the point of beginning.

Proposed Parcel B

That part of the South Half of the Southwest Quarter of Section 20, Township 120, Range 23, Hennepin County, Minnesota, described as follows:

Commencing at the Southwest corner of said South Half of the Southwest Quarter; thence on an assumed bearing of North 00 degrees 38 minutes 33 seconds East, along the West line of said South Half of the Southwest Quarter, a distance of 974.50 feet; thence South 84 degrees 21 minutes 27 seconds East, a distance of 825.00 feet to a point hereinafter referred to as Point A; thence South 12 degrees 22 minutes 32 seconds East, a distance of 890.23 feet to a point on the South line of said South Half of the Southwest Quarter, a distance of 1023.00 feet Easterly of the Southwest corner of said South Half of the Southwest Quarter, as measured along said line, to the point of beginning; thence North 88 degrees 40 minutes 06 seconds East, along said South line, a distance of 972.04 feet; thence North 11 degrees 34 minutes 49 seconds West, a distance of 831.06 feet; thence North 79 degrees 49 minutes 14 seconds East, a distance of 111.18 feet; thence North 14 degrees 16 minutes 56 seconds West, a distance of 310.82 feet; thence North 85 degrees 54 minutes 56 seconds West, a distance of 175.99 feet; thence South 70 degrees 35 minutes 31 seconds West, a distance of 133.09 feet; thence South 33 degrees 30 minutes 58 seconds West, a distance of 212.78 feet; thence South 16 degrees 51 minutes 21 seconds East, a distance of 127.95 feet; thence South 76 degrees 24 minutes 05 seconds West, a distance of 622.81 feet to a line drawn between the point of beginning and said Point A; thence Southerly along said line, a distance of 695.79 feet to the point of beginning.

Certificate of Survey


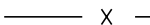
PROPOSED PROPERTY DESCRIPTION:

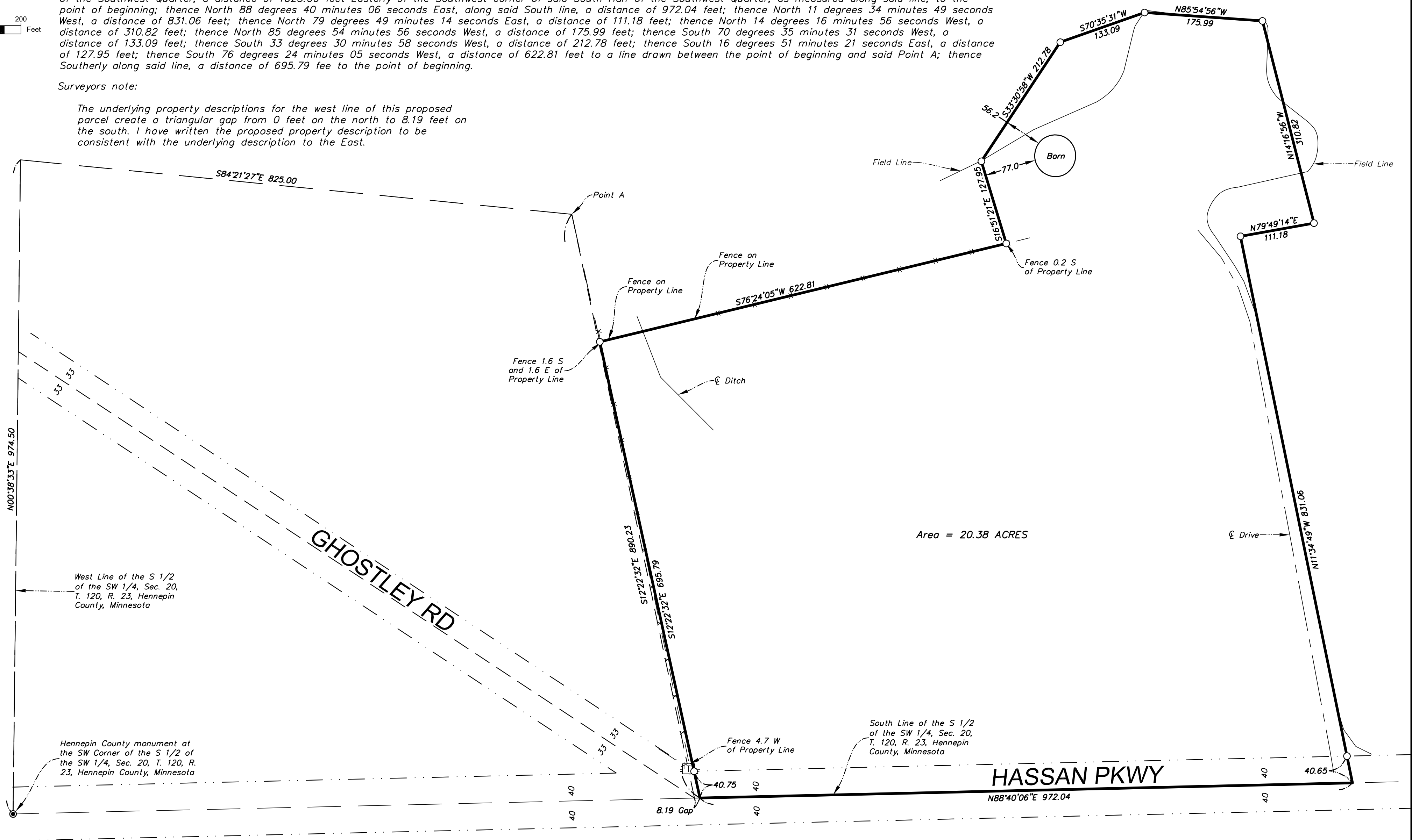
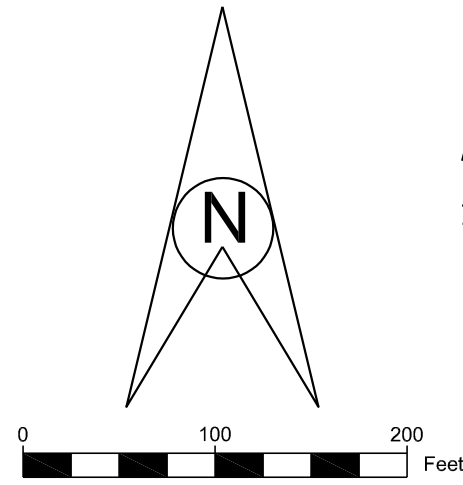
That part of the South Half of the Southwest Quarter of Section 20, Township 120, Range 23, Hennepin County, Minnesota, described as follows:

Commencing at the Southwest corner of said South Half of the Southwest Quarter; thence on an assumed bearing of North 00 degrees 38 minutes 33 seconds East, along the West line of said South Half of the Southwest Quarter, a distance of 974.50 feet; thence South 84 degrees 21 minutes 27 seconds East, a distance of 825.00 feet to a point hereinafter referred to as Point A; thence South 12 degrees 22 minutes 32 seconds East, a distance of 890.23 feet to a point on the South line of said South Half of the Southwest Quarter, a distance of 1023.00 feet Easterly of the Southwest corner of said South Half of the Southwest Quarter, as measured along said line, to the point of beginning; thence North 88 degrees 40 minutes 06 seconds East, along said South line, a distance of 972.04 feet; thence North 11 degrees 34 minutes 49 seconds West, a distance of 831.06 feet; thence North 79 degrees 49 minutes 14 seconds East, a distance of 111.18 feet; thence North 14 degrees 16 minutes 56 seconds West, a distance of 310.82 feet; thence North 85 degrees 54 minutes 56 seconds West, a distance of 175.99 feet; thence South 70 degrees 35 minutes 31 seconds West, a distance of 133.09 feet; thence South 33 degrees 30 minutes 58 seconds West, a distance of 212.78 feet; thence South 16 degrees 51 minutes 21 seconds East, a distance of 127.95 feet; thence South 76 degrees 24 minutes 05 seconds West, a distance of 622.81 feet to a line drawn between the point of beginning and said Point A; thence Southerly along said line, a distance of 695.79 feet to the point of beginning.

Surveyors note:

The underlying property descriptions for the west line of this proposed parcel create a triangular gap from 0 feet on the north to 8.19 feet on the south. I have written the proposed property description to be consistent with the underlying description to the East.

LEGEND
 denotes Telephone Pedestal
 denotes Fence Line



Certificate of Survey on part of the S 1/2 of the SW 1/4 of Sec. 20, T. 120, R. 23, Hennepin County, Minnesota

I hereby certify that this survey, plan, or report was prepared by me or under my direct supervision and that I am a duly Licensed Land Surveyor under the laws of the State of Minnesota.

Requested By:

John Kemmetmueller

Revised:

Paul E. Otto
 Paul E. Otto
 License #40062 Date: 10-31-25

Date:

10-22-25

Drawn By:

N.A.B.

Scale:

1"=100'

Checked By:

P.E.O.



www.ottoassociates.com
 9 West Division Street
 Buffalo, MN 55313
 (763)682-4727
 Fax: (763)682-3522

- denotes iron monument found
- denotes 1/2 inch by 14 inch iron pipe set and marked by License #40062

Project No. **25-0415**



Engineers & Land Surveyors, Inc.

DATE: November 6, 2025
CLIENT: John Kemmetmueller Property
OTTO PROJECT NO. 25-0415

EXISTING PROPERTY DESCRIPTION – PARCEL ID 20-120-23-32-0001:

Lot 5, Section 20, Township 120, Range 23, Hennepin County, Minnesota, and commencing 62 rods East of Southwest corner of section; thence East 18 rods; thence North 80 rods; thence West 80 rods; thence South to a point 974.5 feet North of Southwest corner of section; thence South 85 degrees East 50 rods; thence South 12.5 degrees East 908.5 feet to beginning, and the Southeast Quarter of the Southwest Quarter in Section 20, Township 120, Range 23.

AND

The West Half of the Southwest Quarter of the Northwest Quarter; also the West Half of the East Half of the Southwest Quarter of the Northwest Quarter all in Section 20, Township 120, Range 23, Hennepin County, Minnesota.

REMAINDER OF PARCEL ID 20-0120-23-32-0001 AFTER SPLIT:

Lot 5, Section 20, Township 120, Range 23, Hennepin County, Minnesota, and commencing 62 rods East of Southwest corner of section; thence East 18 rods; thence North 80 rods; thence West 80 rods; thence South to a point 974.5 feet North of Southwest corner of section; thence South 85 degrees East 50 rods; thence South 12.5 degrees East 908.5 feet to beginning, and the Southeast Quarter of the Southwest Quarter in Section 20, Township 120, Range 23.

AND

The West Half of the Southwest Quarter of the Northwest Quarter; also the West Half of the East Half of the Southwest Quarter of the Northwest Quarter all in Section 20, Township 120, Range 23, Hennepin County, Minnesota.

EXCEPT

That part of the South Half of the Southwest Quarter of Section 20, Township 120, Range 23, Hennepin County, Minnesota, described as follows:

Commencing at the Southwest corner of said South Half of the Southwest Quarter; thence on an assumed bearing of North 00 degrees 38 minutes 33 seconds East, along the West line of said South Half of the Southwest Quarter, a distance of 974.50 feet; thence South 84 degrees 21 minutes 27 seconds East, a distance of 825.00 feet to a point hereinafter referred to as Point A; thence South 12 degrees 22 minutes 32 seconds East, a distance of 890.23 feet to a point on the South line of said South Half of the Southwest Quarter, a distance of 1023.00 feet Easterly of the

Southwest corner of said South Half of the Southwest Quarter, as measured along said line, to the point of beginning; thence North 88 degrees 40 minutes 06 seconds East, along said South line, a distance of 972.04 feet; thence North 11 degrees 34 minutes 49 seconds West, a distance of 831.06 feet; thence North 79 degrees 49 minutes 14 seconds East, a distance of 111.18 feet; thence North 14 degrees 16 minutes 56 seconds West, a distance of 310.82 feet; thence North 85 degrees 54 minutes 56 seconds West, a distance of 175.99 feet; thence South 70 degrees 35 minutes 31 seconds West, a distance of 133.09 feet; thence South 33 degrees 30 minutes 58 seconds West, a distance of 212.78 feet; thence South 16 degrees 51 minutes 21 seconds East, a distance of 127.95 feet; thence South 76 degrees 24 minutes 05 seconds West, a distance of 622.81 feet to a line drawn between the point of beginning and said Point A; thence Southerly along said line, a distance of 695.79 feet to the point of beginning.



STAFF REPORT
ROGERS CITY COUNCIL

Meeting Date: November 25, 2025

Agenda Item: 5.6

Subject: Approval of Employment Agreement with Police Chief Dan Wills

Prepared By:

Recommended Council Action

Move to approve the Employment Agreement between the City of Rogers and Chief Dan Wills.

Overview / Background / Analysis

Police Chief Dan Wills has served the City admirably since 2019. For prior police chiefs in Rogers, the City had entered into employment agreements spelling out the employment arrangement, expectations, and any possible separation processes. Chief Wills currently has no such agreement in place. It is very common for cities in Minnesota to have employment agreements with chiefs of police due to the difficult, high profile, and often inherently contentious nature of the position. Staff has negotiated acceptable terms with Chief Wills, and has provided the attached, recommended agreement for Council approval. We thank Chief Wills for his past and continued service.

Staff Recommendation

Staff recommends approval of the agreement.

Financial Impact:

Source Fund:

Budgeted?

Supporting Documentation

A. Employment Agreement with Police Chief Dan Wills

EMPLOYMENT AGREEMENT

This Employment Agreement is entered into on the 25 day of November 2025, by and between the City of Rogers, Hennepin County, Minnesota (“City”) and Daniel Wills, Albertville, Minnesota (“Wills”) and shall be effective as of November 25, 2025.

WITNESSETH:

WHEREAS, City wishes to retain the services of Wills to perform the general duties of Police Chief; and

WHEREAS, Wills has indicated that he is willing and qualified to accept and perform the job as Police Chief, subject to the terms and conditions of this Agreement.

NOW, THEREFORE, for good and valuable mutual consideration, the City and Wills agree as follows:

1. Employment.

The City agrees to employ Wills as its Chief of Police and Wills agrees to serve as Chief of Police in accordance with State statutes and City ordinances and to perform all legally permissible and proper duties and functions as Chief of Police.

2. Term of Agreement.

This Agreement shall commence on November 25, 2025 and shall be for an indeterminate period of time. The Police Chief serves at the pleasure of the City Council. If termination is for reasons other than just cause, the City agrees to pay severance in accordance with this Agreement.

3. Continuation of Compensation.

As of the date of this agreement, Wills's salary is at top step of grade 17.5. Wills will be eligible for cost-of-living increases provided other supervisory employees, as well as salary reviews on his anniversary date of hire in accordance with the adopted Compensation Plan.

4. Continuation of Employment Benefits.

Wills shall be entitled to the following benefits of his employment:

- a. Vacation leave accrual: Wills will continue to receive 200 hours of vacation leave annually, subject to the City's Personnel Policy.
- b. Sick leave accrual: Wills will continue to receive 96 hours of sick leave annually up to 800 hours, subject to the City's Personnel Policy.
- c. Professional education/conferences: Wills will be permitted, based upon budgetary approvals, to participate in professional organizations, and will be permitted to attend their annual meetings and training sessions, including a minimum of one out-of-state conference and a minimum of one in-state conference per year.
- d. Vehicle: Wills will be provided with an equipped police vehicle for his exclusive professional and personal use as a 24-hour "on-call" public safety official.
- e. Uniform: The City will provide Wills with a bullet-resistant vest pursuant to City policy for all sworn personnel. Wills will be allotted uniform attire within the police budget as has been past practice for command employees.
- f. Insurance: Wills shall be provided the same group hospital, medical, dental, life and disability insurance benefits as provided to all City employees.
- g. Holidays: Wills shall be entitled to all holidays as defined in the Rogers City personnel policy.
- h. Wills will also be entitled to any other benefits, not enumerated above, provided to other City employees in accordance with the City personnel policy.

7. **Severance.**

Wills, as Police Chief, serves at the pleasure of the City Council. The City and Wills agree that if the City Council seeks to terminate Wills's employment for other than just cause, Wills shall be granted a severance payment equivalent to six months' salary, with 30 days' notice of intent to terminate employment. Upon separation, resignation, or retirement, Wills is entitled to receive payout for 100% of his vacation leave balance according to policy, as well as 100% of his sick leave balance.

8. **Performance Goals and Objectives.**

The City Administrator will conduct a performance review of Chief Wills' work on an annual basis.

IN WITNESS WHEREOF, City has caused this Agreement to be signed and executed on its behalf by its Mayor and Clerk; Wills has signed this Agreement on his behalf.

POLICE CHIEF:

CITY:

Daniel Wills

By _____
Its Mayor

By _____
Its City Administrator



STAFF REPORT
ROGERS CITY COUNCIL

Meeting Date: November 25, 2025

Agenda Item: 5.7

Subject: Approval of Resolution 2025-97 Authorizing a Letter of Credit Reductions for Northview Preserve

Prepared By: Eric Burtness, Community Development Specialist

Recommended Council Action

Motion to approve Resolution No. 2025-97, authorizing a Letter of Credit reduction for the Northview Preserve Early Grading Agreement from \$452,229.00 to \$75,236.00, and the Subdivision Agreement from \$6,107,670.00 to \$3,839,236.00.

Overview / Background / Analysis

The developer, Summergate LLC, has submitted a formal request for Letter of Credit (LOC) reductions tied to two separate agreements for the Northview Preserve development: The Early Grading Agreement dated April 22, 2025 and the Subdivision Agreement dated May 27, 2025. The LOCs were established to financially guarantee the installation of grading, erosion control, utility, roadway, and landscaping improvements. The developer has completed portions of the required improvements and submitted corresponding pay applications and documentation. Mike Albers, the City’s Assistant Engineer, reviewed the pay applications, performed inspections, and provided confirmation on the completed percentages. Based on his assessment, the Engineering Department recommends a reduction in the financial guarantees to reflect the progress made.

Letter of Credit Schedule						
Category	Improvement Amounts	LOC %	Original LOC Amount	Current LOC Amount	% Complete	New LOC Amount
Grading	309,364.32	125%	386,705.00	386,705.00	88.00%	46,405.00
Erosion Control	52,418.80	125%	65,524.00	65,524.00	56.00%	28,831.00
Total	361,783.12		452,229.00	452,229.00	83.36%	75,236.00

Letter of Credit Schedule						
Category	Improvement Amounts	LOC %	Original LOC Amount	Current LOC Amount	% Complete	New LOC Amount
Landscaping -	75,000.00	125%	93,750.00	93,750.00	0.00%	93,750.00

\$1,000/Unit						
Road Improvements	1,347,412.00	150%	2,021,118.00	2,021,118.00	0.00%	2,021,118.00
Utility Improvements - (Storm Sewer)	1,053,294.00	150%	1,579,941.00	1,579,941.00	36.00%	1,011,162.00
Utility Improvements - (Watermain)	638,664.00	150%	957,996.00	957,996.00	62.00%	364,038.00
Utility Improvements - (Sanitary Sewer)	969,910.00	150%	1,454,865.00	1,454,865.00	76.00%	349,168.00
Total	4,084,280.00		6,107,670.00	6,107,670.00	37.14%	3,839,236.00

Staff Recommendation

Staff recommends approval of Resolution 2025-97 authorizing the Letter of Credit reductions for both the Early Grading Agreement and the Subdivision Agreement for Northview Preserve.

Financial Impact: N/A

Source Fund: N/A

Budgeted? N/A

Supporting Documentation

A. Resolution 2025-97 LOC Reduction Northview Preserve

RESOLUTION NO. 2025-97

**RESOLUTION AUTHORIZING A LETTER OF CREDIT REDUCTION FOR
NORTHVIEW PRESERVE EARLY GRADING AGREEMENT & NORTHVIEW
PRESERVE SUBDIVISION AGREEMENT**

WHEREAS, in accordance with the Early Grading Agreement dated April 22nd, 2025, Summergate LLC, developer of Northview Preserve, has agreed to install certain improvements for said development, and

WHEREAS, in accordance with the Subdivision Agreement dated May 27th, 2025, Summergate LLC, developer of Northview Preserve, has agreed to install certain improvements for said development, and

WHEREAS, the developer has completed a portion of the improvements as noted below;
and

WHEREAS, the developer has requested a reduction of the required financial guarantee to reflect the completed work.

NOW THEREFORE, BE IT RESOLVED, by the City Council of Rogers, County of Hennepin, Minnesota as follows:

1. That the financial guarantee requirements are hereby acknowledged, and that the required guarantee and MidWestOne Bank Letter of Credit No. 1356, be reduced from \$452,229.00 to \$75,236.00 for Northview Preserve Early Grading Agreement.

Letter of Credit Schedule							
Category	Improvement Amounts	LOC %	Original LOC Amount	Current LOC Amount	% Complete	New LOC Amount	Reduced by LOC Amount
Grading	309,364.32	125%	386,705.00	386,705.00	88.00%	46,405.00	340,300.00
Erosion Control	52,418.80	125%	65,524.00	65,524.00	56.00%	28,831.00	36,693.00
Total	361,783.12		452,229.00	452,229.00	83.36%	75,236.00	376,993.00

2. That the financial guarantee requirements are hereby acknowledged, and that the required guarantee and MidWestOne Bank Letter of Credit No. 1347, be reduced from \$6,107,670.00 to \$3,839,236.00 for Northview Preserve Subdivision Agreement.

Letter of Credit Schedule							
Category	Improvement Amounts	LOC %	Original LOC Amount	Current LOC Amount	% Complete	New LOC Amount	Reduced by LOC Amount
Landscaping - \$1,000/Unit	75,000.00	125%	93,750.00	93,750.00	0.00%	93,750.00	-
Road Improvements	1,347,412.00	150%	2,021,118.00	2,021,118.00	0.00%	2,021,118.00	-
Utility Improvements - (Storm Sewer)	1,053,294.00	150%	1,579,941.00	1,579,941.00	36.00%	1,011,162.00	568,779.00
Utility Improvements - (Watermain)	638,664.00	150%	957,996.00	957,996.00	62.00%	364,038.00	593,958.00

Utility Improvements - (Sanitary Sewer)	969,910.00	150%	1,454,865.00	1,454,865.00	76.00%	349,168.00	1,105,697.00
Total	4,084,280.00		6,107,670.00	6,107,670.00	37.14%	3,839,236.00	2,268,434.00

Councilmember _____ moved, Councilmember _____ seconded the motion.

The following voted in favor of said resolution:

The following voted against said resolution:

The following abstained:

Whereupon said resolution was declared duly passed and adopted and was signed by the Mayor and attested by the Clerk this 25th day of November 2025.

Shannon Klick, Mayor

ATTEST: _____
Stacie Brown, City Clerk



STAFF REPORT

Meeting Date: November 25, 2025

ROGERS CITY COUNCIL

Agenda Item: 6.1

Subject: Public Hearing to Consider Adopting the Following Ordinances:

- Ordinance No. 2025-11, An Ordinance Adopting the 2026 Master Fee Schedule for the City of Rogers
- Ordinance No. 2025-12, An Ordinance Repealing Ordinance 2024-13; Establishing Utility Rates for Sanitary Sewer, Water, and Storm Water within the City of Rogers
- Resolution No. 2025-93, A Resolution Authorizing Summary Publication of Ordinance No. 2025-11

Prepared By: Bridget Bruska, Finance Director

Recommended Council Action

Motions to adopt the Following Ordinances and Resolution:

- Ordinance No. 2025-11, An Ordinance Adopting the 2026 Master Fee Schedule for the City of Rogers
- Ordinance No. 2025-12, An Ordinance Repealing Ordinance 2024-13; Establishing Utility Rates for Sanitary Sewer, Water, and Storm Water within the City of Rogers
- Resolution No. 2025-93, A Resolution Authorizing Summary Publication of Ordinance No. 2025-11

Overview / Background / Analysis

Department supervisors have reviewed relevant sections of the Master Fee Schedule and recommended changes where necessary. The City Council reviewed the Master Fee Schedule at the October 28, 2025 Budget Workshop. The highlighted yellow items on the attached Fee Schedule reflect additions or updates from the previous year. The specific change to the item has been bolded within the line.

The attached document provides one central ordinance for all fees which allows for easy research and publication of fines and charges. Development and building permit fees are currently required to be set by ordinance. There are also a number of fees that have statutory limitations. It is important to keep in mind that per Minn. Stat. 462.353 subd. 4(a) and (b), fees must be fair, reasonable, and proportionate and have a nexus to the actual cost of the service for which the fee is imposed. A municipality must adopt management and accounting procedures to ensure that fees are maintained and used only for the purpose for which they are collected. Several fee calculations have had

received input from consultants and related studies.

No changes to water, sewer, or storm water rates are recommended at this time. The City Council approved a Utility Rate Study with AE2S in August 2025. These studies are important because they evaluate system costs, future needs, and long-term financial stability. AE2S’s analysis will be completed early next year, so any rate adjustments would come after the study is finished, likely through a mid-year 2026 fee schedule amendment.

Staff Recommendation

Motions to adopt the Following Ordinances and Resolution:

- Ordinance No. 2025-11, An Ordinance Adopting the 2026 Master Fee Schedule for the City of Rogers
- Ordinance No. 2025-12, An Ordinance Repealing Ordinance 2024-13; Establishing Utility Rates for Sanitary Sewer, Water, and Storm Water within the City of Rogers
- Resolution No. 2025-93, A Resolution Authorizing Summary Publication of Ordinance No. 2025-11

Financial Impact: N/A

Source Fund: N/A

Budgeted? N/A

Supporting Documentation

- A. Ordinance 2025-11
- B. 2026 Master Fee Schedule - Exhibit A
- C. Ordinance 2025-12 Repeal Utility Rate Ordinance
- D. Resolution 2025-93 (1)

ORDINANCE NO. 2025 – 11

**AN ORDINANCE ADOPTING THE 2026 MASTER FEE SCHEDULE
FOR THE CITY OF ROGERS**

The Rogers City Council ordains as follows:

Section 1. Adoption of Fees.

The Master Fee Schedule attached as **Exhibit A** is hereby adopted by the Rogers City Council.

Section 2. Effective Date.


The effective date of this Ordinance shall be upon its passage and publication and the effective date of the fee schedule is January 1, 2026.

Passed by the City Council of the City of Rogers, Hennepin County, Minnesota, this 25th day of November, 2025.

Shannon Klick, Mayor

ATTEST:

Stacie Brown, City Clerk



2026 Master Fee Schedule - Exhibit A

City of Rogers
 22350 South Diamond Lake Road
 Rogers, MN 55374
 PH: 763-428-2253
 FAX: 763-428-4470
 Web Site: www.rogersmn.gov
 Hours: Monday - Thursday 8:00 a.m. - 4:30 p.m.
 Friday 7:30 a.m. - 1:30 p.m.

Table of Contents

TRUSTONE CENTER	SECTION 1
ADMINISTRATION	SECTION 2
BUILDING PERMITS	SECTION 3
21ST CENTURY BANK EVENT CENTER	SECTION 4
DEVELOPMENT	SECTION 5
FIRE	SECTION 6
LIQUOR, TOBACCO & CANNABIS	SECTION 7
PARKS & RECREATION	SECTION 8
COMMUNITY DEVELOPMENT	SECTION 9
POLICE	SECTION 10
PUBLIC WORKS	SECTION 11
UTILITY BILLING	SECTION 12

2026 Updates Identified by Yellow Highlights

SECTION 1 TRUSTONE CENTER

Description	2025	2026
ACTIVITY ROOM RENTAL RATES		
Refundable Damage Deposit	200.00	200.00
Refundable Damage Deposit with Liquor or Amplified Music	300.00	300.00
Security (When Alcohol Served) Per Hour/4 Hour Minimum	Cost + \$5	Cost + \$5
Resident Per Hour (60 Minutes)	40.00	40.00
Non-Resident Per Hour (60 Minutes)	60.00	60.00
Annual Ice User with 50+ Hours (Self Set Up & Take Down) - Second Saturday in September - Second Sunday in March Per Meeting	30.00	30.00
Not-for-Profit Organization (Self Setup and Take Down) Per Hour/3 Hour Minimum (Max 1 Event/Month)	10.00	10.00
Facility Impact Fee (Amplified Music) Per Event	200.00	200.00
Facility Impact Fee (Food & Beverage 50 - 100 People) Per Event	25.00	25.00
Facility Impact Fee (Food & Beverage > 100 People) Per Event	50.00	50.00
ACTIVITY ROOM RENTAL RATES - MULTIPLE DAY SINGLE SETUP		
Resident Not Available with Stand Alone Events	175.00	175.00
Non-Resident Not Available with Stand Alone Events	225.00	225.00
ADMISSIONS		
Public Skating Age 6 and Older Resident	5.00	5.00
Public Skating Family Resident	N/A	25.00
Public Skating Age 6 and Older Non-Resident	N/A	7.00
Public Skating 10 Punch Pass	40.00	N/A
Public Skating Age 5 and Younger with Paid Adult	Free	Free
Open Freestyle and Training	10.00	10.00
Open Hockey	7.00	7.00
Season Passes - Open Skate and Hockey / Stick and Puck		
Individual Season Pass Resident	N/A	125.00
Individual Season Pass Non-Resident	N/A	175.00
Family Season Pass Resident	N/A	400.00
Family Season Pass Non-Resident	N/A	560.00
Open Freestyle and Training 10 Punch Pass	85.00	N/A
Open Hockey 10 Punch Pass	50.00	N/A
EQUIPMENT RENTAL		
Sound System with Microphone Per Day	20.00	20.00

SECTION 1 TRUSTONE CENTER (CONTINUED)

Description	2025	2026
ICE RENTAL RATES Per Hour		
Winter Season Prime (Second Saturday in September - Second Sunday in March)	245.00	255.00
Winter Season / Non-Prime	190.00	200.00
Winter Season Last Chance / Day Time Programming	150.00	150.00
Summer Prime Rate	190.00	200.00
Summer Last Chance Ice	150.00	150.00
Summer Non Prime (Legacy Rate)	160.00	175.00
THRIVE ROOM (HEALTHPARTNERS FIELDHOUSE)		
Refundable Damage Deposit	N/A	200.00
Resident Per Hour (60 Minutes)	N/A	40.00
Non-Resident Per Hour (60 Minutes)	N/A	60.00
Not-for-Profit Organization (Self Setup and Take Down) Per Hour/3 Hour Minimum (Max 1 Event/Month)	N/A	10.00
Facility Impact Fee (Amplified Music) Per Event	N/A	200.00
Facility Impact Fee (Food & Beverage 50 - 100 People) Per Event	N/A	25.00
TURF ADMISSIONS		
Open Turf Time Resident (Drop In)	5.00	5.00
Open Turf Time Resident Family Resident (Drop In)	N/A	25.00
Open Turf Time Non-Resident (Drop In)	7.00	7.00
Playground / Tot Time Resident*	5.00	5.00
Playground / Tot Time Non-Resident*	7.00	7.00
Individual Season Pass Resident (Open Turf and Playground)	125.00	125.00
Individual Season Pass Non-Resident (Open Turf and Playground)	175.00	175.00
Family Season Pass Resident (Open Turf and Playground)	400.00	400.00
Family Season Pass Non-Resident (Open Turf and Playground)	560.00	560.00
Walking Track Resident (Based on Availability)	No Charge	No Charge
Walking Track Non-Resident (Based on Availability)	5.00	5.00
Walking Track Non-Resident Annual Pass (Based on Availability)	125.00	125.00
*Rates are for ages 2 and older. Children must be accompanied by a paid adult.		
TURF RENTAL RATES Per Hour		
Winter Season Prime (October 15 - May 15) Full Field	375.00	385.00
Winter Season Prime (October 15 - May 15) Half Field	200.00	205.00
Winter Season / Non-Prime Full Field	300.00	310.00
Winter Season / Non-Prime Half Field	160.00	165.00
Winter Season Last Chance / Day Time Programming Full Field	250.00	255.00
Winter Season Last Chance / Day Time Programming Half Field	140.00	145.00
Summer Prime Rate Full Field	150.00	155.00
Summer Prime Rate Half Field	80.00	80.00
Summer Full Day	800.00	800.00
Summer Non Prime Full Field	120.00	120.00
Summer Non Prime Half Field	70.00	70.00
Batting Cages Per Tunnel (Includes Machine)	55.00	55.00

SECTION 2 ADMINISTRATION

Description	2025	2026
ASSESSMENT SEARCH	25.00	35.00
ASSESSMENT SPLIT	50.00	50.00
BANK RETURNED CHECK/ITEM - Statutory Based Fee	30.00	30.00
COPIES / DOCUMENTS - Statutory Based Fee		
8.5 x 11 or 8.5 x 14 (Per Copy Black & White up to 100 Pages - .50 Double-sided) More Than 100 Pages - Research and Labor Charge Added	0.25	0.25
8.5 x 11 or 8.5 x 14 (Per Copy Color up to 100 Pages - 1.00 Double-sided) More Than 100 Pages - Research and Labor Charge Added	0.50	0.50
11 x 17	0.50	0.50
Full Size Large Format Plot Black and White	7.50	7.50
Full Size Large Format Plot Color	10.00	10.00
City Map Paper	5.00	5.00
City Map Laminated	7.00	7.00
DATA REQUEST RESEARCH & LABOR RATE FOR STAFF	Per MN Statute, Section 13.03	Per MN Statute, Section 13.03
LATE FEE ON INVOICES Net 35 - Statutory Based Fee	1.5%/Per Mo.	1.5%/Per Mo.
NOTARY FEE Non City Business, Non-Resident, Per Document	5.00	5.00
PAWN SHOP		
Annual License Fee	5,000.00	5,000.00
Per Billable Transaction	1.50	1.50
SPECIAL EVENT PERMIT		
Permit Fee	100.00	300.00
Escrow to be Set by Dept Supervisor	750 Minimum Escrow	N/A

SECTION 3 BUILDING PERMITS

Description	2025	2026
ACCESS CHARGES		
Water (WAC) Single Family/ Com./Ind. - Per Unit	3,800.00	3,800.00
Water (WAC) Multi Family Per Unit	3,000.00	3,000.00
Water (WAC) Existing Residential Properties - Onsite Systems	1,900.00	1,900.00
Water (High Pressure Access Charge Ordinance 99-5	200.00	200.00
Sewer (SAC) Com./Ind. First Unit	4,500.00	4,500.00
Sewer (SAC) Com./Ind. Each Additional Unit	2,500.00	2,500.00
Sewer (SAC) Multi Family Per Unit	3,600.00	3,600.00
Sewer (SAC) Single Family Per Unit	4,500.00	4,500.00
Sewer (SAC) Existing Residential Properties - Onsite Systems	2,500.00	2,500.00
ADMINISTRATION FEE Internal Staffing Costs		
Commercial	250.00	250.00
Residential	200.00	200.00
Commercial/Residential - Addition/Build Out/ Remodel - Permit Value > \$5000	125.00	125.00
BUILDING DEMOLITION		
Disconnect Inspection Fee	100.00	100.00
Surcharge	1.00	1.00
BUILDING MOVING - Requires an Inspection Prior to Moving the Structure. Requires a Conditional-Use-Permit to Move within the City. Minimum Base Fee.	50.00	200.00
BUILDING PERMITS		
Backflow Filing Fee Per Device	25.00	25.00
Building Permit (Valuation Based)	1997 UBC	
Value of \$1 - \$2,000		69.25
Value of \$2,001 - \$25,000	\$69.25 for the first \$2,000.00 plus \$14.00 for each additional \$1,000.00, or fraction thereof, to and including \$25,000.00	
Value of \$25,001 - \$50,000	\$391.25 for the first \$25,000.00 plus \$10.10 for each additional \$1,000.00, or fraction thereof, to and including \$50,000.00	
Value of \$50,001 - \$100,000	\$643.75 for the first \$50,000.00 plus \$7.00 for each additional \$1,000, or fraction thereof, to and including \$100,000.00	
Value of \$100,001 - \$500,000	\$993.75 for the first \$100,000.00 plus \$5.60 for each additional \$1,000.00, or fraction thereof, to and including \$500,000.00	
Value of \$500,001 - \$1,000,000	\$3,233.75 for the first \$500,000.00 plus \$4.75 for each additional \$1,000.00, or fraction thereof, to and including \$1,000,000.00	
Value of \$1,000,001 and up	\$5,608.75 for the first \$1,000,000.00 plus \$3.65 for each additional \$1,000.00, or fraction thereof	
Commercial Interior Demo	N/A	85.00
Commercial Mechanical	See Building Permit - Valuation Based	
Commercial Parking Lot Resurfacing	N/A	250.00
Commercial Plumbing	See Building Permit - Valuation Based	
Plan Check Fee	65% of Permit Fee	65% of Permit Fee
Plan Check Fee (Plans Reviewed by the State & Master Plans)	25% of Permit Fee	25% of Permit Fee
Pool Permit Engineering Fee Permanent Pools	200.00	200.00

SECTION 3 BUILDING PERMITS (CONTINUED)

Description	2025	2026
BUILDING PERMITS (CONTINUED)		
Pool Permit - Above Ground	50.00	85.00
Private Utility Permits	See Building Permit - Valuation Based	
Residential Plumbing (Includes One Fixture Unit)	50.00	85.00
Each Additional Fixture	5.00	15.00
Per Permit Surcharge	1.00	1.00
Residential Mechanical (Includes One Unit)	75.00	85.00
Each Additional Unit	75.00	25.00
Per Permit Surcharge	1.00	1.00
BUILDING PERMIT REFUNDS		
Credit Card or Other Payment Processing Fees	N/A	No Refund
Once Any Inspection Has Occurred	N/A	No Refund
Plan Review Fees Once Review Has Started	N/A	No Refund
Re-Inspection Fees	N/A	No Refund
Requests Within 30 Days of Issuance	N/A	City Retains Minimum \$62
Requests Within 60 Days of Issuance	N/A	City Retains Greater of \$62 or 20% of permit
Requests Within 90 Days of Issuance	N/A	City Retains Greater of \$62 or 40% of permit
Requests Within 120 Days of Issuance	N/A	City Retains Greater of \$62 or 60% of permit
Requests Within 180 Days of Issuance	N/A	City Retains Greater of \$62 or 80% of permit
Requests After 180 Days of Issuance	N/A	No Refund
State Surcharge	N/A	No Refund
CERTIFICATE OF OCCUPANCY		
When Part of Preoccupancy Walk-Through of Business Location	N/A	25.00
Temporary Certificate of Occupancy and Each Extension	50.00	150.00
DRAIN TILE INSPECTIONS (Per Residential Building Permit)		
	75.00	75.00
ENVIRONMENTAL FEE - This Charge is for Coverage of Additional Street and Storm Sewer System Cleaning. A Fee Shall be Applied to Each New Construction Permit		
	300.00	300.00

SECTION 3 BUILDING PERMITS (CONTINUED)

Description	2025	2026
FENCE PERMIT No Site Inspection	100.00	N/A
FINAL LOT INSPECTION FEE Per Residential Unit	75.00	75.00
INVESTIGATION FEE/WORK BEGUN WITHOUT A PERMIT*	Dbl. Permit Fee	Dbl. Permit Fee
*When work requiring a permit has been commenced without first obtaining a permit, a special investigation shall be made before a permit may be issued for such work. An investigation fee, in addition to the permit fee, shall be collected whether or not a permit is then or subsequently issued. The investigation fee shall be equal to the amount of the permit fee required by the Code. The minimum investigation fee shall be the same as the minimum fee set in the Fee Schedule.		
REINSPECTION FEE	N/A	55.00
Inspection Outside of Normal Business Hours 2-Hour Minimum 4-Hour Minimum on Holidays	N/A	210.00
RESIDENTIAL MINOR WORK PERMIT		
Air Conditioning	75.00	85.00
Deck Repair / Resurface	N/A	155.00
Fireplace	100.00	115.00
Furnace	75.00	85.00
Furnace / AC Combo	N/A	125.00
Garage Heater	75.00	85.00
Gas Appliance	75.00	85.00
Gas Piping	N/A	105.00
Irrigation		
Site Fee	20.00	20.00
Plumbing Fee	60.00	85.00
Residential Boiler	N/A	125.00
Residing	100.00	105.00
Re-Roof	100.00	105.00
Water Heater	50.00	85.00
Water Heater / Softener Combo	N/A	115.00
Water Softener	50.00	85.00
Windows/Doors		
1 Window/Door	100.00	85.00
2 - 10 Windows/Doors	100.00	120.00
10 or More Windows/Doors	100.00	155.00
SEWER CONNECTION CHARGE		
Commercial / Industrial / Multi Family Per Connection	600.00	600.00
Residential Per Connection	300.00	300.00
SITE FEE Internal Staffing Costs		
Commercial / Industrial / Multi Family	600.00	600.00
Residential Single Family	600.00	600.00
Residential 2+ Units	325.00	325.00

**SECTION 3
BUILDING PERMITS (CONTINUED)**

Description	2025	2026
STATE SURCHARGE Per State Surcharge Formula	Per MN Statutes	Per MN Statutes
WARNING SIREN FEE (Per Ordinance 2007-10)		
Per Single Residential Unit	100.00	100.00
Up to 4 Units	200.00	200.00
Up to Ten Units	500.00	500.00
For Any Number of Units Above 10 Units	1,000.00	1,000.00
WATER METERS	At Cost + 10% Admin Fee	At Cost + 10% Admin Fee

SECTION 4

21ST CENTURY BANK EVENT CENTER

Description	2025	2026
EVENT CENTER RENTAL		
Roger's Resident Rental Great Hall		
Friday	Per Hour - 6 Hour Minimum	130.00
Saturday & City Holidays	Per Hour - 8 Hour Minimum	150.00
Sunday - Thursday	Per Hour - 2 Hour Minimum	110.00
Non-Profit**	Per Hour	85.00
Non-Resident Great Hall		
Friday	Per Hour - 6 Hour Minimum	160.00
Saturday & City Holidays	Per Hour - 8 Hour Minimum	180.00
Sunday - Thursday	Per Hour - 2 Hour Minimum	140.00
Non-Profit**	Per Hour	110.00
Conference Room Rental		
Rogers Resident	Per Hour	50.00
Rogers Non-Resident	Per Hour	75.00
Non-Profit Resident**	Per Hour	40.00
Non-Profit Non-Resident**	Per Hour	60.00
Wedding Package Resident*		3,300.00
Wedding Package Non-Resident*		4,000.00
Graduation Party Package - Rogers High School Students Only***		950.00
Non-Profit Fundraiser Package^		N/A
Memorial Package^^		N/A
Refundable Damage Deposit	Event Without Alcohol	300.00
	Event with Alcohol	500.00
Security (When Alcohol Served) - Private Security	Per Hour/4 Hour Minimum Required	Cost + \$5
Food Service Fee (No Kitchen Use)		25.00
Kitchen Fee (Food Prepared on Site or Catered)		150.00
Events with Alcohol Service		
Gratuity for Hosted Events	Based Total Alcohol Sales	15%
Bartenders	Per Bartender, Per Hour - 4 Hour Minimum + 1 Hour Setup	30.00
EQUIPMENT RENTAL		
Fire Pit	With Interior Rental	50.00
Garden Chair Rental	Per Chair	4.00
Garden Chair Setup/Takedown	Per Chair	2.00
Portable Stage	Per Set-up	100.00
A/V System	Per Day	75.00
EQUIPMENT RENTAL (CONTINUED)		
Fryer****	Per Day	150.00
Fryer Cleaning Fee	Each/Per Day	300.00
Lawn Games	Per Day	50.00
Other Available Equipment Rentals - To be Discussed at Time of Rental		

SECTION 4

21ST CENTURY BANK EVENT CENTER (CONTINUED)

Description	2025	2026
*Wedding would include 6 hours of setup Friday between the hours of 2pm - 8pm, 8am - 12am Saturday, full use of building and amenities (excluding deep fryers), custom floorplan, announcement on electronic sign on Saturday.		
**Non-Profit Rates are Based on Actual Event Time Only. Includes Unsupported Use of AV Equipment. Cannot book more than 90 days out for Fri-Sat except for November & January-April.		
***Friday/Saturday Rentals Scheduled Less than 30 Days Prior to the Rental Date are Allowed to Reserve at the Sunday-Thursday Rate. Set-up Time for Saturday and City Holiday Events Scheduled Less than 60 Days Prior to the Rental Date are Allowed to Reserve at the Sunday-Thursday Rate.		
***Grad Party Package is available only for Rogers High School seniors and can be booked after the first day of the school year that they are graduating. Package includes 5 hours of building use on a Saturday (8am - 1pm or 2pm - 7pm), standard open house floorplan, A/V system, kitchen use, fire pit, lawn games, and two easels. Price does not		
****Fryer rental and cleaning can be waived for Lions club for the donation and proper cleaning of the fryers.		
^Non-Profit Fundraiser Package includes 10 hours of full building & amenity use (excluding deep fryers), custom floor plan, and event advertisement on electronic sign starting 1 week prior to event. Cannot be booked more than 90 days in advance for a Friday or Saturday, except November & Jan-April.		
^^Memorial Package includes 5 hours of building use before 9pm, choice of predetermined floor plan, A/V system & podium, kitchen use (excluding deep fryers), fire pit, and two easels. Price does not include refundable damage deposit.		

SECTION 5 DEVELOPMENT

Description	2025	2026
LABOR RATE FOR ENGINEERING STAFF *At Cost = Salary + Benefits + Overhead	At Cost*	At Cost*
LOT ORIGNATION FEE	350.00	350.00
PARK DEDICATION FEES		
Residential Per Dwelling Unit	6,000.00	6,000.00
Commercial Per Acre	8,000.00	8,500.00
Industrial Per Acre	5,000.00	6,000.00
SEWER TRUNK Per Acre	2,600.00	2,600.00
On Existing Residential Properties/If Lateral Extension Required for Hookup	At Cost	At Cost
STORM WATER TRUNK		
Storm Water Trunk - All Non-Ag Zoning Except R1 Per Acre	2,400.00	2,400.00
Storm Water Trunk - R1 Per Acre	300.00	300.00
SUB-DIVISION GIS DATA ENTRY		
Residential Per Acre	50.00	50.00
Commercial/Industrial Per Acre	250.00	250.00
WATER TRUNK (LOW PRESSURE ZONE) Per Acre	3,000.00	3,000.00
On Existing Residential Properties/If Lateral Extension Required for Hookup	At Cost	At Cost
WATER TRUNK (HIGH PRESSURE ZONE) Per Acre	4,600.00	4,600.00
WETLAND CONSULTING (TEP Panel Delineation Review)		
Wetland Delineation Review Escrow - Minimum \$3,500	N/A	At Cost
Wetland Conservation Act Permit Review - No Loss, Determination, Exemption Escrow - Minimum \$1,500	N/A	At Cost
Wetland Conservation Act Permit Review - Replacement Plan Escrow - Minimum \$5,000	At Cost	At Cost
Replacement Wetland Monitoring Escrow - Minimum Additional \$11,000	At Cost	At Cost
Wetland Conservation Act Violation Escrow - Minimum \$5,000	At Cost	At Cost

SECTION 6 FIRE

Description	2025	2026
ANNUAL OPERATING PERMITS		
Hazardous Materials Storage and Use (Inside or Outside)* Per Hazardous Material Maximum Annual Permit of \$450/Business Unless Sites are Not Part of a Complex	150.00	150.00
Permits Required if Amounts are Greater than Chapter 1 of the MSFC.		
Late Fee if Permit not applied for by March 1st annually		
After March 1st	N/A	75.00
After April 1st	N/A	100.00
Per Month, Compounding, In Addition to Original Permit Fee		
Hazardous Materials Include: Compressed Gases, Inert and Asphyxiant, Explosive Materials, Flammable/Combustible Liquid, Cryogenic Fluids, Corrosive, Oxidizing Material, Organic Peroxides, Pyrophoric Materials, Toxic Materials, Water-Reactive		
High Piled Storage Storage of Lithium (or Lithium-Ion) Batteries	Area > 500 Sq Ft > 12 Ft High Excess of 15 Cu Ft	150.00 150.00
Temporary LP Gas (Six-Month)	Excess of 500 Gallons	N/A
CONSTRUCTION PERMIT FEES		
Permits Required For:		
Automatic Extinguishing System		
Battery or Energy Storage Systems		
Compressed Gasses (Including Tanks)		
Cryogenic Fluids (Including Tanks)		
Detection Systems and Related Equipment		
Emergency Responder Radio Coverage		
Fire Alarm and Detection Systems		
Fire Pumps and Related Equipment		
Flammable and Combustible Liquids (Including Tanks)		
Gas Detection Systems		
Hazardous Materials (Including Tanks)		
High-Piled Combustible Storage		
Industrial Ovens		
LP - Gas		
Motor Vehicle Repair Rooms and Booths		
Plant Extraction Systems		
Smoke Control or Exhaust Systems		
Spraying or Dipping Equipment		
Standpipe Systems		
Permit Fee		
See - Building Permit - Valuation Based		
Building Permit Surcharge		
Per MN Statutes		
Per MN Statutes		
Plan Check Fee		
65% of Permit Fee		
65% of Permit Fee		
Plan Check Fee - Additional		
After 3 or More Revisions without Correction, Per Hour		
100.00		
100.00		
Investigation Fee / Work Begun Without a Permit*		
Dbl. Permit Fee		
Dbl. Permit Fee		
Gates and Barricades Across Fire Access Roads		
Flat Fee		
75.00		
75.00		

SECTION 6 FIRE (CONTINUED)

Description	2025	2026
CONSTRUCTION PERMIT FEES (CONTINUED)		
Removal of Underground Tanks		
One Tank Flat Fee	100.00	100.00
Additional Tanks Flat Fee	50.00	50.00
*When work requiring a permit has been commenced without first obtaining a permit, a special investigation shall be made before a permit may be issued for such work. An investigation fee, in addition to the permit fee, shall be collected whether or not a permit is then or subsequently issued. The investigation fee shall be equal to the amount of the permit fee required by		
BURN PERMIT - OPEN BURNING		
One Month	15.00	25.00
Six Month	75.00	75.00
EQUIPMENT CHARGE (Material Used or Per Hour, 1-Hour Minimum Per Apparatus (Non-Routine Calls) Damage to Equipment)		
Ladder	200.00	200.00
Pumper	150.00	150.00
Heavy Rescue, Tanker	100.00	100.00
Squads/Chief Vehicles	20.00	20.00
Repair, Cleanup, Disposable Equipment	At Cost	At Cost
EQUIPMENT CHARGE (Material Used or Per Hour, 1-Hour Minimum Per Apparatus (Non-Routine Calls) Damage to Equipment) - Continued		
Staff Costs	At Cost = Salary + Benefits + Overhead	At Cost
FALSE ALARMS:		
1 in any 12 Month Period	No Charge	No Charge
2 to 3 in Any 12 Month Period Each	300.00	350.00
4 to 5 in Any 12 Month Period Each	400.00	450.00
6+ in Any 12 Month Period Each	500.00	600.00
FIRE INSPECTION FEES Per Hour		
Inspection Outside of Normal Business Hours	2-Hour Minimum 4-Hour Minimum on Holidays	165.00 210.00
Re-Inspection Fee		
1-2 Site Inspections	No Charge	No Charge
3rd Site Inspection	75.00	75.00
4th Site Inspection	125.00	125.00
5th Site Inspection or More	175.00	175.00
FIREWORKS PERMIT		
Display	100.00	100.00
Indoor Retail Temporary	100.00	100.00
Outdoor Retail Temporary	350.00	350.00

SECTION 6 FIRE (CONTINUED)

Description	2025	2026
FIRE CODE VIOLATION	250.00	350.00
FIRE WATCH	At Cost	At Cost
HAZARDOUS MATERIALS INCIDENTS	At Cost	At Cost
MOBILE FOOD PREP VEHICLE	75.00	75.00
TENT FEE		
Temporary Membrane Structure & Tents		
1st Unit	75.00	75.00
Additional Units, Each	25.00	25.00

SECTION 7 LIQUOR, TOBACCO & CANNABIS

Description	2025	2026
BREWERY/BREW PUB/MICRODISTILLERY/TASTING ROOM/TAP ROOM		
Brewpub Off-Sale Annual Fee	200.00	200.00
Brewpub On-Sale Annual Fee	500.00	500.00
Brewer Off-Sale Annual Fee	200.00	200.00
Brewer Tap Room On-Sale Annual Fee	300.00	300.00
Micro distillery Off-Sale Annual Fee	200.00	200.00
Micro distillery On-Sale Annual Fee	300.00	300.00
Brewer/Micro distillery Temporary Per Event	20.00	20.00
Cocktail/Tasting Room On-Sale Annual Fee	300.00	300.00
Culinary Class On-Sale Annual Fee	100.00	100.00
CANNABIS		
Initial Registration Or As Defined in MN State	500.00	500.00
Renewal Registration Statute 342.22 Subd. 2	1,000.00	1,000.00
COMPLIANCE VIOLATION FEES		
Liquor		
1st Offense (w/36 Mos. Period) + License Suspension	500.00	500.00
2nd Offense (w/36 Mos. Period) + License Suspension	750.00	750.00
3rd Offense (w/36 Mos. Period) + License Suspension	1,000.00	1,000.00
4th Offense (w/36 Mos. Period) + License Suspension or Revocation	2,000.00	2,000.00
Tobacco and Cannabis		
1st Offense	75.00	Per MN Statute, Section 461.12
2nd Offense (w/24 Mos. Period)	200.00	
3rd + Offense (w/24 Mos. Period) + License Suspension	250.00	
INTOXICATING LIQUOR ON-SALE		
Annual Fee	8,000.00	8,000.00
Temporary	No Charge	No Charge
INVESTIGATION FEE		
New Applications	1,000.00	1,000.00
Change of Business Ownership	750.00	750.00
NON-INTOXICATING LIQUOR		
On-Sale	500.00	500.00
Off-Sale	250.00	250.00
Temporary	No Charge	No Charge
SUNDAY INTOXICATING LIQUOR ON-SALE		
Annual Fee - New & Renewals	200.00	200.00
TOBACCO LICENSE		
Annual Fee	300.00	300.00
Tobacco License Investigation Fee	50.00	50.00
WINE ON-SALE		
Annual Fee	1,000.00	1,000.00

SECTION 8 PARKS & RECREATION

Description	2025	2026
FIELD RENTAL		
Youth Associations: Minimum of 100 Participants		
Field Maintenance - Multipurpose Fields	Per Week	80.00
		80.00
Field Maintenance - Ball Diamonds	Per Field Setup	40.00
		40.00
Seasonal Field Setup - Football/Soccer/Rugby/Lacrosse	Per Field Setup	130.00
		130.00
Use of Lights	Per Field Per Hour	5.00
		5.00
Portable Mound Set-up Adder	Per Field Per Setup	30.00
		30.00
SHELTERS*		
Lions Central Park Sunroom Resident	Per Hour	35.00
		35.00
Lions Central Park Pavilion Resident	Per Hour	25.00
		25.00
Lions Central Park Sunroom Non-Resident	Per Hour	40.00
		40.00
Lions Central Park Pavilion Non-Resident	Per Hour	30.00
		30.00
Lions Central Park Sunroom or Pavilion Not-for-Profit (Self Setup and Take Down)	Per Hour/3 Hour Minimum (Max 1 Event/Month)	10.00
		10.00
North Community Park Gazebo Resident	Per Hour	15.00
		15.00
North Community Park Gazebo Non-Resident	Per Hour	20.00
		20.00
*Cancellation Fee: Notice > 30 Days, Full Refund; Notice < 30 Days, 50% Refund; Notice < 14 Days, No Refund.		
SPECIAL EVENT PERMIT		
	Permit Fee	60.00
		60.00
Event Within a City Park Only (i.e.. Concerts, etc.)	Escrow to be set by Dept. Supervisor	250 Minimum Escrow
		250 Minimum Escrow
Event Using City Trails, Sidewalks, Streets, etc. (i.e.. Charity Walks)	Escrow to be set by Dept. Supervisor	750 Minimum Escrow
		750 Minimum Escrow
TOURNAMENTS		
Per Field per Day (Additional fees for field staff, portable toilets, fences, and lights)	Includes First Setup of the Day	40.00
		40.00
Temporary Fence	Installation & Removal Per Field	150.00
		150.00
Additional Fees for Chalk/Portable Toilets		At Cost
		At Cost
Additional Lining Per Field/Per Request		80.00
		80.00
Field Staff for Tournaments	Per Hour, Per Staff	25.00
		25.00

SECTION 9 COMMUNITY DEVELOPMENT

Description	2025	2026
AGRICULTURAL PRESERVE PROCESSING FEE	50.00	50.00
BUSINESS REGISTRATION CERTIFICATE One-Time Registration Fee	5.00	N/A
COMPREHENSIVE PLAN AMENDMENT		
Base	500.00	500.00
Escrow (Minimum)	3,000.00	3,000.00
CONCEPT PLAN REVIEW		
Base	250.00	250.00
Escrow (Minimum)	1,500.00	1,500.00
CONDITIONAL USE PERMIT		
Base	400.00	400.00
Escrow (Minimum)	1,000.00	1,000.00
DEVELOPMENT RELATED STUDIES (If Required by City; Completed by City Engineer)		
AUAR / AUAR Update Escrow	At Cost	At Cost
Environmental Impact Study / Environmental Assessment Worksheet Escrow	At Cost	At Cost
Traffic Impact Study Escrow	At Cost	At Cost
Development Traffic Analysis Escrow (Minimum)	2,000.00	2,000.00
HOME OCCUPATION/ HOME-BASED BUSINESS		
Home Occupation Type 1 No Permit Required	No Charge	No Charge
Home Occupation Type 2 Administrative Review	250.00	250.00
Home Occupation Type 3 Base	350.00	350.00
Escrow (Minimum)	1,500.00	1,500.00
INTERIM USE PERMIT		
Base	400.00	400.00
Escrow (Minimum)	2,000.00	2,000.00
LABOR RATE FOR PLANNING STAFF *At Cost = Salary + Benefits + Overhead	At Cost*	At Cost*
MESSAGE LICENSE		
Background Investigation Fee Per Applicant	50.00	50.00
Message Establishment License Initial License (Expires at 12/31)	600.00	600.00
Annual Renewal (Expires 12/31 Each Year)	400.00	400.00

SECTION 9 COMMUNITY DEVELOPMENT (CONTINUED)

Description		2025	2026
MINING PERMIT			
Active Area Fee	Per Year/Per Acre	50.00	50.00
Inactive Area Fee	Per Year/Per Acre	25.00	25.00
Restoration Credit	Subtracted from Total of Active/Inactive Area Fees/Per Acre	25.00	25.00
Minimum Fee	Per Year	900.00	900.00
GMAP Surcharge	One-Time/Per Acre/Active & Inactive	125.00	125.00
MINOR SUBDIVISION			
Lot Division, Lot Consolidation, Lot Line Adjustment	Base	300.00	300.00
	Escrow (Minimum)	1,000.00	1,000.00
PAWNBROKERS, PRECIOUS METAL DEALERS, AND SECONDHAND DEALERS			
License	Annual Fee	3,000.00	3,000.00
Investigation Fee		500.00	500.00
Investigation Escrow	In-State	1,000.00	1,000.00
Investigation Escrow	Out-of-State	5,000.00	5,000.00
Bond	Annual	5,000.00	5,000.00
PLAT - PRELIMINARY			
Base		500 + \$5 Per Lot	500 + \$5 Per Lot
Escrow (Minimum)		3,500.00	3,500.00
PLAT - FINAL			
Base		300 + \$5 Per Lot	300 + \$5 Per Lot
Escrow (Minimum)		2,500.00	2,500.00
PLANNED UNIT DEVELOPMENT (PUD)			
Concept Plan	Base	250.00	250.00
	Escrow (Minimum)	1,500.00	1,500.00
Development Plan	Base	500.00	500.00
	Escrow (Minimum)	5,000.00	5,000.00
Preliminary Plat	Base	500 + \$5 Per Lot	500 + \$5 Per Lot
	Escrow (Minimum)	3,500.00	3,500.00
Final Plat	Base	300 + \$5 Per Lot	300 + \$5 Per Lot
	Escrow (Minimum)	2,500.00	2,500.00
Development Plan Amendment	Base	300.00	300.00
	Escrow (Minimum)	2,000.00	2,000.00
RENTAL REGISTRATION			
Single Family, through Quad Rental	Per Unit, Annual Fee	75.00	75.00
5+ Unit Rental	Annual Flat Fee	400.00	400.00

SECTION 9 COMMUNITY DEVELOPMENT (CONTINUED)

Description	2025	2026
REZONING		
Base	400.00	400.00
Escrow (Minimum)	2,000.00	2,000.00
SIGNS (BILLBOARD) Annual Fee		
	250.00	250.00
SIGNS (TEMPORARY) Permanent Signs Require a Building Permit		
On Premise-Temp - 1 - 10 Day Permit	25.00	25.00
On Premise-Temp - 11 - 30 Day Permit	50.00	50.00
SIGN STANDARD ADJUSTMENT		
Base	200.00	200.00
Escrow (Minimum)	1,000.00	1,000.00
SIGN & ZONING ORDINANCE VIOLATION		
1st Offense	Warning	Warning
2nd Offense	100.00	100.00
3rd Offense	250.00	250.00
All Offenses Thereafter (Each)	500.00	500.00
SITE PLAN REVIEW		
Base	500.00	500.00
Escrow (Minimum)	3,500.00	3,500.00
SITE PLAN AMENDMENT		
Base	250.00	250.00
Escrow (Minimum)	2,000.00	2,000.00
TIF/ABATEMENT APPLICATION FEE		
Non-Refundable Fee	5,000.00	5,000.00
Escrow (Minimum)	10,000.00	10,000.00
VACATION Application fee		
	500.00	500.00
VARIANCE Application fee		
	400.00	400.00
ZONING TEXT AMENDMENT		
Base	400.00	400.00
Escrow (Minimum)	1,500.00	1,500.00
ZONING CERTIFICATION LETTER		
Base	75.00	75.00
Additional Fees May be Charged Depending Upon Request	TBD	TBD
ZONING APPEALS Per Section 125-57		
	500.00	500.00

SECTION 10 POLICE

Description	2025	2026
BACKGROUND INVESTIGATION (Per Applicant)	50.00	50.00
DANGEROUS DOG		
Dangerous Dog Registration Fee	200.00	200.00
Dangerous Dog Hearing	At Cost	At Cost
Potentially Dangerous Dog Hearing	At Cost	At Cost
DATA REQUEST		
Police Reports	See Administration - Copies	See Administration - Copies
Photos (To Burn to CD) Plus Staff Time Where Applicable	12.00	12.00
Videos (To Burn to CD) Plus Staff Time Where Applicable	35.00	35.00
FALSE ALARMS (Calendar Year)		
1-3	No Charge	No Charge
4-5	50.00	50.00
6-7	100.00	100.00
8-9	250.00	250.00
10 & More	500.00	500.00
Other Civil Alarm Violation	100.00	100.00
FINGER PRINTING		
Resident	No Charge	No Charge
Non-Resident	15.00	15.00
HUNTING LICENSE WITHIN CITY LIMITS	35.00	35.00
ICE CREAM VENDOR BACKGROUND CHECK Per Section 10 - Police (Background Investigation)	50.00	50.00
PARKING FINES	20.00	20.00
SECURITY SERVICES Licensed Officer Per Hour	170.00	190.00
SOLICITOR LICENSE Annually, Per Solicitor	250.00	250.00
SOLICITATION PERMIT VIOLATION	100.00	100.00

SECTION 11 PUBLIC WORKS

Description		2025	2026
ANNUAL YARD WASTE PERMIT (RESIDENTIAL ONLY)	Permit Required/Must Present ID at Gate	30.00	30.00
BULK WATER			
Commercial Hydrant Usage	Per 1,000 Gallons	4.51	4.51
DUST CONTROL ON ROADS OUTSIDE OF CITY POLICY		At Cost	At Cost
EROSION VIOLATION FEE	Paid with Escrow Funds	100.00	100.00
FATS OILS AND GREASES PENALTIES			
	Ordinance 2021-03		
First Violation Within Two-Year Period		Warning	Warning
Second Violation Within Two-Year Period	Per Month	500.00	500.00
Third Violation Within Two-Year Period	Per Month	1,000.00	1,000.00
Fourth Violation Within Two-Year Period		License Suspension or Revocation	License Suspension or Revocation
GRADING PERMIT			
Less than 1/2 Acre or 200 Yards of Soil Import		75.00	75.00
Equal to or Greater than 1/2 Acre but Less than 1 Acre		250.00	250.00
Equal to or Greater than 1 Acre (Requires Watershed Review)		750.00	750.00
JET VAC TRUCK AND OPERATOR	Per Hour	300.00	300.00
LABOR RATE FOR PUBLIC WORKS STAFF	*At Cost = Salary + Benefits + Overhead	At Cost*	At Cost*
LOCATING WIRE	Per Foot	At Cost	At Cost
MOWING PER RESIDENTIAL LOT		250.00	250.00
PRIVATE HYDRANT INSPECTION FEE	Per Hydrant	100.00	100.00
RIGHT OF WAY PERMIT			
Annual Fee		250.00	250.00
Per Permit		150.00	150.00
Street Excavation		Additional 250.00	Additional 250.00
Escrow (If Needed as Determined for Large Projects over 500')		TBD	TBD
New Driveway Permit		250.00	250.00
Driveway Replacement Permit		65.00	65.00

SECTION 11 PUBLIC WORKS (CONTINUED)

Description	2025	2026
TELECOMMUNICATION APPLICATION FEE		
Tower and Antenna Application (Applies if Tower or Antenna is on City Property or Private Property with a Conditional Use Permit)	500 Minimum	500 Minimum
Escrow Based Upon Pre-Application Acceptance	1,000 Minimum Escrow	1,000 Minimum Escrow
TEMPORARY CONSTRUCTION METERS		
Hydrant Meter Assembly - Long-Term (Construction):		
- Wrench Deposit	50.00	50.00
- .75" Assembly Deposit	500.00	500.00
- 2.5" Assembly Deposit	1,500.00	1,500.00
- Lost or Inoperable Assembly Fee (In Addition to Deposit)	1,500.00	1,500.00
- Unable to Read Meter Per Month	100.00	100.00
TREE / WEED REMOVAL ON PRIVATE PROPERTY		
	At Cost	At Cost
UNDERGROUND EXCAVATION LICENSE		
50% Water	50.00	50.00
50% Sewer		
VALVE BOX DRIVEWAY COVER		
	At Cost	At Cost
WATER/SEWER INSTALLERS PERMIT		
Residential 50% Water/50% Sewer	150.00	150.00
Commercial (See Public Works Superintendent for Final Inspection Fee) 50% Water/50% Sewer	500.00	500.00
Commercial - Sewer Only	150.00	150.00
Commercial - Water Only	150.00	150.00
WIRE ACCESS BOX		
	At Cost	At Cost

SECTION 12 UTILITY BILLING

Description	2025	2026
BILLING CYCLE		
All properties will be billed monthly. All payments shall be due on the 1st day of the month following billing.		
CERTIFICATION FEE FOR DELINQUENT UTILITIES		
	N/A	75.00
INCORRECT METER INSTALLATION OR DISCONNECTION (Includes: improper removal from premise, no notification of installation/disconnection, and backwards installation)		
	N/A	75.00
FINAL BILL PROCESSING FEE		
	N/A	25.00
MANUAL METER READ FEE FOR UTILITY BILLING (Customers Not Utilizing Advanced Metering Infrastructure Technology)		
Per Billing	75.00	75.00
Replacement Bin	N/A	N/A
RECYCLING Monthly Recycling Fee	5.00	5.25
SEWER		
Sewer Basic Charge Per Month	6.38	6.38
Residential Usage* Per 1,000 Gallons	5.30	5.30
Commercial/Industrial Usage Per 1,000 Gallons	5.30	5.30
For residential property owners with no winter water usage, the winter average would be based on the lesser of the City's residential average water consumption of 5,000 gallons or the average water consumption from the months directly before departure and after a return. New residential property owners would have their winter average set at the City's residential average water consumption of 5,000 gallons per monthly billing cycle until they are able to establish a winter average amount.		
STORM WATER UTILITY FEES (Based On Land Use)		
Storm Water Basic Charge Per Month	1.90	1.90
R1 Rural Properties Per Month	4.05	4.05
Residential Single-Family R2, PUD Urban Properties Per Month	4.19	4.19
Residential Mid-density Residential (R3) Parcels Smaller than .25 Acres Per Month	2.64	2.64
Residential Mid-density Residential (R3) Parcels Larger than .25 Acres Per Month	4.10	4.10
Residential Multi-Family - Residential (R4, R5) Parcels Smaller than .50 Acres Per Month Plus \$.0005 Per Sq Ft Impervious Area	4.10	4.10

SECTION 12 UTILITY BILLING (CONTINUED)

Description	2025	2026
STORM WATER UTILITY FEES (CONTINUED)		
Residential Multi-Family - Residential (R4, R5) Parcels Larger than .50 Acres Per Month/Per Acre Plus \$.0005 Per Sq Ft Impervious Area	8.27	8.27
Institutional (Churches, Schools, Govt, Hospitals & Nursing Homes) Smaller than .50 Acres Per Month Plus \$.0005 Per Sq Ft Impervious Area	4.10	4.10
Institutional (Churches, Schools, Govt, Hospitals & Nursing Homes) Larger than .50 Acres Per Month/Per Acre Plus \$.0005 Per Sq Ft Impervious Area	8.27	8.27
Commercial / Industrial/Retail (ND, DT, LC, RC, GI, SB) Smaller than .50 Acres Per Month Plus \$.0005 Per Sq Ft Impervious Area	5.50	5.50
Commercial / Industrial/Retail (ND, DT, LC, RC, GI, SB) Larger than .50 Acres Per Month/Per Acre Plus \$.0005 Per Sq Ft Impervious Area	10.81	10.81
UTILITY BILL PENALTIES Per Month		
	3%	5%
Customers are eligible for a one-time forgiveness of the late fee within a two-year rolling period. This means that one late fee can be waived every two years upon request, providing some flexibility in case of an occasional missed payment.		
WATER BASIC CHARGES (BASED ON METER SIZE)		
- 0.625" Per Month	5.68	5.68
- 0.75" Per Month	5.88	5.88
- 1.00" Per Month	6.37	6.37
- 1.50" Per Month	7.05	7.05
- 2.00" Per Month	8.82	8.82
WATER BASIC CHARGES (BASED ON METER SIZE)		
- 3.00" Per Month	26.77	26.77
- 4.00" Per Month	34.12	34.12
WATER - STATE MANDATED TESTING FEES Per Month/Per Connection		
	0.81	1.27
WATER TURN ON/SHUT OFF FEE Per Hour	75.00	75.00
After Hours Water Turn On/Shut Off Fee Per Hour	100.00	100.00
WATER USAGE - Per 1,000 Gallons		
Residential Usage Tier 1, 0-3,000 Gallons	2.26	2.26

**SECTION 12
UTILITY BILLING (CONTINUED)**

Description		2025	2026
WATER USAGE - Per 1,000 Gallons (CONTINUED)			
Residential Usage	Tier 2, 3,001-15,000 Gallons	2.74	2.74
Residential Usage	Tier 3, 15,001-37,500 Gallons	3.43	3.43
Residential Usage	Tier 4, Over 37,500 Gallons	4.51	4.51
Commercial/Industrial Usage	Tier 1, 0-47,000 Gallons	2.74	2.74
Commercial/Industrial Usage	Tier 2, Over 47,000 Gallons	3.43	3.43
Irrigation Usage	Per 1,000 Gallons	4.51	4.51
WATER SPRINKLING BAN VIOLATIONS			
Each Day of Violation Beyond the Initial Warning		50.00	50.00
UTILITY DISCONNECT FEE			
	50% Water	50.00	50.00
	50% Sewer	50.00	50.00

ORDINANCE NO. 2025 - 12

AN ORDINANCE REPEALING ORDINANCE 2024-13; ESTABLISHING UTILITY RATES FOR SANITARY SEWER, WATER AND STORM WATER WITHIN THE CITY OF ROGERS

The Rogers City Council Ordains as follows:

Section 1. Repeal of Prior Ordinance

Ordinance No. 2024-13, entitled “An Ordinance Establishing Utility Rates for Sanitary Sewer, Water, and Storm Water within the City of Rogers,” is hereby repealed in its entirety. The utility rates previously contained in Ordinance 2024-13 are now established within the City’s Master Fee Schedule, as adopted by annually by Ordinance.

Section 2. Effective Date.

This Ordinance shall be effective, and the above-referenced rate changes shall apply to usage occurring on or after January 1, 2026, following its passage and publication as required by law.

Passed by the City Council of the City of Rogers, Hennepin County, Minnesota, this 25th day of November, 2025.

Mayor

ATTEST:

Clerk

RESOLUTION 2025-93

**A RESOLUTION AUTHORIZING SUMMARY
PUBLICATION OF ORDINANCE NO. 2025-11**

WHEREAS, the City Council of the City of Rogers adopted Ordinance No. 2025-11 titled “An Ordinance Adopting the 2026 Master Fee Schedule for the City of Rogers;” and

WHEREAS, in the case of lengthy ordinances or those containing charts or maps, Minnesota state law allows the City Council to approve, by a four-fifths vote, the publication of an ordinance by title and summary only; and

WHEREAS, the expense to publish the complete text of Ordinance No. 2025-11 is not justified; and

WHEREAS, the following summary clearly informs the public of the intent and effect of the ordinance.

NOW THEREFORE, IT IS HEREBY RESOLVED, by the City Council of the City of Rogers, Hennepin County, Minnesota, that the following summary is hereby approved for official publication:

SUMMARY OF ORDINANCE NO. 2025-11

AN ORDINANCE ADOPTING THE 2026 MASTER FEE SCHEDULE FOR THE CITY OF ROGERS

On the 25th day of November, 2025 the Rogers City Council passed Ordinance No. 2025-11, An Ordinance Adopting the 2026 Master Fee Schedule for the City of Rogers.

Fee schedule changes for 2026 include:

Fee Description	2024	2025
ADMISSIONS		
Public Skating Family Resident	N/A	25.00
Public Skating Age 6 and Older Non-Resident	N/A	7.00
Public Skating 10 Punch Pass	40.00	N/A
Public Skating Age 5 and Younger with Paid Adult	Added: With Paid Adult	
Season Passes - Open Skate and Hockey / Stick and Puck		
Individual Season Pass Resident	N/A	125.00
Individual Season Pass Non-Resident	N/A	175.00
Family Season Pass Resident	N/A	400.00
Family Season Pass Non-Resident	N/A	560.00
Open Freestyle and Training 10 Punch Pass	85.00	N/A
Open Hockey 10 Punch Pass	50.00	N/A
ICE RENTAL RATES Per Hour		
Winter Season Prime (Second Saturday in September - Second Sunday in March)	245.00	255.00
Winter Season / Non-Prime	190.00	200.00

Summer Prime Rate		190.00	200.00
Summer Non Prime (Legacy Rate)		160.00	175.00
THRIVE ROOM (HEALTHPARTNERS FIELDHOUSE)			
Refundable Damage Deposit		N/A	200.00
Resident	Per Hour (60 Minutes)	N/A	40.00
Non-Resident	Per Hour (60 Minutes)	N/A	60.00
Not-for-Profit Organization (Self Setup and Take Down)	Per Hour/3 Hour Minimum (Max 1 Event/Month)	N/A	10.00
Facility Impact Fee (Amplified Music)	Per Event	N/A	200.00
Facility Impact Fee (Food & Beverage 50 - 100 People)	Per Event	N/A	25.00
TURF ADMISSIONS			
Open Turf Time Resident Family Resident (Drop In)		N/A	25.00
TURF RENTAL RATES Per Hour			
Winter Season Prime (October 15 - May 15) Full Field		375.00	385.00
Winter Season Prime (October 15 - May 15) Half Field		200.00	205.00
Winter Season / Non-Prime Full Field		300.00	310.00
Winter Season / Non-Prime Half Field		160.00	165.00
Winter Season Last Chance / Day Time Programming Full Field		250.00	255.00
Winter Season Last Chance / Day Time Programming Half Field		140.00	145.00
Summer Prime Rate Full Field		150.00	155.00
ASSESSMENT SEARCH		25.00	35.00
SPECIAL EVENT PERMIT			
Permit Fee		100.00	300.00
Escrow to be Set by Dept Supervisor	750 Minimum Escrow		N/A
BUILDING MOVING - Requires an Inspection Prior to Moving the		50.00	200.00
BUILDING PERMITS			
Backflow Filing Fee	Per Device	Changed description from RPZ	
Building Permit (Valuation Based)			
Value of \$1 - \$2,000		Minimum Permit Fee Changed from \$23.50 to \$69.25 and Value Updated	
Commercial Interior Demo		N/A	85.00
Commercial Parking Lot Resurfacing		N/A	250.00
Pool Permit - Above Ground		50.00	85.00
Private Utility Permits		See Building Permit - Valuation Based (New Permit)	
Residential Plumbing (Includes One Fixture Unit)		50.00	85.00
Each Additional Fixture		5.00	15.00
Residential Mechanical (Includes One Unit)		75.00	85.00
Each Additional Unit		75.00	25.00
BUILDING PERMIT REFUNDS			
Credit Card or Other Payment Processing Fees		N/A	No Refund
Once Any Inspection Has Occurred		N/A	No Refund
Plan Review Fees Once Review Has Started		N/A	No Refund

Re-Inspection Fees		N/A	No Refund
Requests Within 30 Days of Issuance		N/A	City Retains Minimum \$62
Requests Within 60 Days of Issuance		N/A	City Retains Greater of \$62 or 20% of permit
Requests Within 90 Days of Issuance		N/A	City Retains Greater of \$62 or 40% of permit
Requests Within 120 Days of Issuance		N/A	City Retains Greater of \$62 or 60% of permit
Requests Within 180 Days of Issuance		N/A	City Retains Greater of \$62 or 80% of permit
Requests After 180 Days of Issuance		N/A	No Refund
State Surcharge		N/A	No Refund
CERTIFICATE OF OCCUPANCY		N/A	25.00
When Part of Preoccupancy Walk-Through of Business Location		N/A	25.00
Temporary Certificate of Occupancy and Each Extension		50.00	150.00
FENCE PERMIT	No Site Inspection	100.00	N/A
REINSPECTION FEE		N/A	55.00
Inspection Outside of Normal Business Hours	2-Hour Minimum 4-Hour Minimum on Holidays	N/A	210.00
Air Conditioning		75.00	85.00
Deck Repair / Resurface		N/A	155.00
Fireplace		100.00	115.00
Furnace		75.00	85.00
Furnace / AC Combo		N/A	125.00
Garage Heater		75.00	85.00
Gas Appliance		75.00	85.00
Gas Piping		N/A	105.00
Plumbing Fee		60.00	85.00
Residential Boiler		N/A	125.00
Residing		100.00	105.00
Re-Roof		100.00	105.00
Water Heater		50.00	85.00
Water Heater / Softener Combo		N/A	115.00
Water Softener		50.00	85.00
Windows/Doors			
1 Window/Door		100.00	85.00
2 - 10 Windows/Doors		100.00	120.00
10 or More Windows/Doors		100.00	155.00
EVENT CENTER RENTAL			
Friday	Per Hour - 6 Hour Minimum	130.00	140.00
Saturday & City Holidays	Per Hour - 8 Hour Minimum	150.00	160.00

Friday	Per Hour - 6 Hour Minimum	160.00	170.00
Saturday & City Holidays	Per Hour - 8 Hour Minimum	180.00	190.00
Wedding Package Resident*		3,300.00	3,400.00
Wedding Package Non-Resident*		4,000.00	4,100.00
Non-Profit Fundraiser Package^		N/A	550.00
Memorial Package^^		N/A	550.00
Food Service Fee (No Kitchen Use)		25.00	N/A
Kitchen Fee (Food Prepared on Site or Catered)		150.00	N/A
Events with Alcohol Service			
Gratuity for Hosted Events	Based Total Alcohol Sales	15%	20%
PARK DEDICATION FEES			
Commercial	Per Acre	8,000.00	8,500.00
Industrial	Per Acre	5,000.00	6,000.00
WETLAND CONSULTING (TEP Panel Delineation Review)			
Wetland Delineation Review	Escrow - Minimum \$3,500	N/A	At Cost
Wetland Conservation Act Permit Review - No Loss, Determination, Exemption	Escrow - Minimum \$1,500	N/A	At Cost
Wetland Conservation Act Violation	Escrow - Minimum \$5,000	N/A	At Cost
ANNUAL OPERATING PERMITS			
Late Fee if Permit not applied for by March 1st annually			
After March 1st		N/A	75.00
After April 1st	Per Month, Compounding, In Addition to Original Permit Fee	N/A	100.00
Temporary LP Gas (Six-Month)	Excess of 500 Gallons	N/A	75.00
CONSTRUCTION PERMIT FEES			
Permits Required For:			
Industrial Ovens			New Permit Added
LP - Gas			New Permit Added
Motor Vehicle Repair Rooms and Booths			New Permit Added
Plant Extraction Systems			New Permit Added
Standpipe Systems			New Permit Added
BURN PERMIT - OPEN BURNING			
One Month		15.00	25.00
FALSE ALARMS:			
2 to 3 in Any 12 Month Period	Each	300.00	350.00
4 to 5 in Any 12 Month Period	Each	400.00	450.00
6+ in Any 12 Month Period	Each	500.00	600.00
FIRE INSPECTION FEES			
Inspection Outside of Normal Business Hours	Per Hour 2-Hour Minimum 4-Hour Minimum on Holidays	165.00	210.00
FIRE CODE VIOLATION			
COMPLIANCE VIOLATION FEES			
Tobacco and Cannabis			
1st Offense		75.00	Per MN Statute, Section 461.12
2nd Offense (w/24 Mos. Period)		200.00	
3rd + Offense (w/24 Mos. Period) + License Suspension		250.00	

BUSINESS REGISTRATION	One-Time Registration Fee	5.00	N/A
DANGEROUS DOG			
	Dangerous Dog Hearing	At Cost	At Cost
	Potentially Dangerous Dog Hearing	At Cost	At Cost
SECURITY SERVICES	Licensed Officer Per Hour	170.00	190.00
LABOR RATE FOR PUBLIC WORKS STAFF	*At Cost = Salary + Benefits + Overhead	N/A	At Cost*
BILLING CYCLE			
All properties will be billed monthly. All payments shall be due on the 1st day of the month following billing.		Added Information	
CERTIFICATION FEE FOR DELINQUENT UTILITIES		N/A	75.00
INCORRECT METER INSTALLATION OR DISCONNECTION		N/A	75.00
FINAL BILL PROCESSING FEE		N/A	25.00
RECYCLING	Monthly Recycling Fee	5.00	5.25
SEWER			
*Residential property owners will have their sewer consumption set at their winter usage known as “winter averaging.” For residential property owners with no winter water usage, the winter average would be based on the lesser of the City's residential average water consumption of 5,000 gallons or the average water consumption from the months directly before departure and after a return. New residential property owners would have their winter average set at the City’s residential average water consumption of 5,000 gallons per monthly billing cycle until they are able to establish a winter average amount.		Added Information	
UTILITY BILL PENALTIES	Per Month	3%	5%
Customers are eligible for a one-time forgiveness of the late fee within a two-year rolling period. This means that one late fee can be waived every two years upon request, providing some flexibility in case of an occasional missed payment.		Added Information	
WATER - STATE MANDATED	Per Month/Per Connection	0.81	1.27

The full text of the Ordinance may be reviewed at City Hall, located at 22350 South Diamond Lake Road, Rogers, MN 55374.

Moved by Councilmember _____, seconded by Councilmember _____

The following voted in favor of said resolution:

The following voted against the same:

The following abstained:

Whereupon said resolution was declared duly passed and adopted, and was signed by the Mayor, and attested by the City Clerk dated this 25th day of November, 2025.

Shannon Klick, Mayor

ATTEST:

Stacie Brown, City Clerk



STAFF REPORT

Meeting Date: November 25, 2025

ROGERS CITY COUNCIL

Agenda Item: 7.1

Subject: Accept Bids and Award Contract for the South Diamond Lake Road and Hassan Parkway Mill and Overlay, City Project Nos. 2401 & 2402

Prepared By: Mike Albers, Assistant City Engineer

Recommended Council Action

Motion to Accept Bids and Award Contract for the South Diamond Lake Road and Hassan Parkway Mill and Overlay, City Project Nos. 2401 & 2402.

Overview / Background / Analysis

The South Diamond Lake Road Mill and Overlay is identified in the City's Capital Improvement Program for 2025 for a total project cost of \$3,500,000.00. The project includes improvements on South Diamond Lake Road from the Public Works Building to Brockton Lane North (CR 13) (approximately 1.9 miles). South Diamond Lake Road Mill and Overlay is a Municipal State Aid (MSA) route between Northdale Boulevard and Brockton Lane, and the existing street is an urban section with curb and gutter. The proposed street improvements consist of improving the roadway by resurfacing the existing pavement with a mill and overlay, miscellaneous repairs of concrete curb and gutter and driveway aprons, storm sewer and sidewalk/trail repairs along the roadway, installing a new bituminous trail on the northside of the roadway from Wilfred Lane to Brockton Lane, rehabilitation of traffic signal systems at Northdale Boulevard and Rogers Drive and boulevard restoration.

The Hassan Parkway Mill and Overlay is identified in the City's Capital Improvement Program for 2025 for a total project cost of \$800,000.00. The project includes improvements on Hassan Parkway from Park Drive to Territorial Road, Boulder Ridge Drive, Deepwoods Court, Lakeview Circle, Woodland Trail, Island View Circle and Sylvan Lake Parkway. The existing streets are a rural section with no curb and gutter. The proposed street improvements consist of improving the roadway by resurfacing the existing pavement with a mill and overlay.

Bids for the South Diamond Lake Road and Hassan Parkway Mill and Overlay, City Project Nos. 2401 & 2402, were received and opened virtually on November 14, 2025, with five (5) bidders submitting the following bids:

<u>Bidder</u>	<u>Total Base Bid</u>
Valley Paving, Inc	\$ 2,313,490.98
C. S. McCrossan Construction, Inc.	\$ 2,388,978.13
Park Construction Company	\$ 2,480,242.95
North Valley, Inc.	\$ 2,514,279.44

Bituminous Roadways Inc. \$ 2,732,638.35

Valley Paving, Inc. of Shakopee, Minnesota is the apparent low bidder with a submitted bid of \$2,313,490.98. Valley Paving, Inc. has worked with staff in the past and has the experience, equipment and capacity to qualify as the lowest responsible bidder for the project.

The bid amount of \$2,313,490.98 is within the 2025 budgeted amount. The Engineer's Estimate for this project was \$2,919,595.00. Valley Paving's bid is \$606,104.02 or 20.8% under the Engineer's Estimate. The total estimated budget including contingencies, city purchased traffic signal components, administration, engineering and legal was \$4,300,000 and is amended to \$3,090,555.02 based on the low bid, an approximate 28.1 percent decrease.

Staff Recommendation

Motion to Accept Bids and Award Contract for the South Diamond Lake Road and Hassan Parkway Mill and Overlay, City Project Nos. 2401 & 2402.

Financial Impact: \$3,090,555.02

Source Fund: MSA, 401, 404, 405, 406 and 438

Budgeted? Yes

Supporting Documentation

- A. Bid Tabulation Summary
- B. Bid Tabulation Details

South Diamond Lake Rd and Hassan Pkwy Mill and Overlay

Quest Number: 9926732

Owner Number: City Project No. 2401

Closing Date: Fri, 11/14/2025 10:00 AM CST

Posting Type: Construction Project

Owner: City of Rogers

Solicitor: Rogers MN, City of

Owner Name:	City of Rogers
Solicitor Name:	Rogers MN, City of
Contact:	Mike Albers
Email:	malbers@rogersmn.gov
Phone:	763-428-0911
Award Date:	
Comments:	
Award Status:	Pending
Letting Bid Tabulation:	View on vBid

Company	Contact	Phone	E-mail	Amount	Awarded	Comment
Valley Paving, Inc	VPI Estimating	952-445-8615	estimating@valleypaving.com	\$ 2,313,490.98		
C. S. McCrossan Construction, Inc.	Estimator	763-425-4167	estimating@mccrossan.com	\$ 2,388,978.13		
Park Construction Company	Park Construction - Paving	763-786-9800	estimating@parkconstructionco.com	\$ 2,480,242.95		
North Valley, Inc.	Les Bloom	763-274-2580	estimating@northvalleyinc.net	\$ 2,514,279.44		
Bituminous Roadways Inc.	Estimating Department	651-686-7001	estimating@bitroads.com	\$ 2,732,638.35		

NO.	ITEM NO.	ITEM DESCRIPTION	QUANTITY	UNITS	Engineer's Estimate		Valley Paving, Inc		C. S. McCrossan Construction, Inc.		Park Construction Company		North Valley, Inc.		Bituminous Roadways Inc.	
					UNIT COST	AMOUNT	UNIT COST	AMOUNT	UNIT COST	AMOUNT	UNIT COST	AMOUNT	UNIT COST	AMOUNT	UNIT COST	AMOUNT
1	2021.501	MOBILIZATION	1.00	LUMP SUM	\$150,000.00	\$ 150,000.00	\$82,037.00	\$ 82,037.00	\$117,000.00	\$ 117,000.00	\$177,600.00	\$ 177,600.00	\$134,221.66	\$ 134,221.66	\$200,000.00	\$ 200,000.00
2	2101.502	CLEARING	1.00	EACH	\$400.00	\$ 400.00	\$577.50	\$ 577.50	\$1,560.00	\$ 1,560.00	\$2,070.00	\$ 2,070.00	\$542.48	\$ 542.48	\$6,000.00	\$ 6,000.00
3	2101.502	GRUBBING	1.00	EACH	\$400.00	\$ 400.00	\$577.50	\$ 577.50	\$1,040.00	\$ 1,040.00	\$516.00	\$ 516.00	\$162.74	\$ 162.74	\$2,500.00	\$ 2,500.00
4	2104.502	REMOVE CASTING (STORM)	78.00	EACH	\$250.00	\$ 19,500.00	\$155.75	\$ 12,148.50	\$338.00	\$ 26,364.00	\$251.00	\$ 19,578.00	\$254.96	\$ 19,886.88	\$265.00	\$ 20,670.00
5	2104.502	REMOVE CASTING (SANITARY)	25.00	EACH	\$250.00	\$ 6,250.00	\$171.75	\$ 4,293.75	\$338.00	\$ 8,450.00	\$251.00	\$ 6,275.00	\$542.48	\$ 13,562.00	\$565.00	\$ 14,125.00
6	2104.502	REMOVE BUTTERFLY VALVE AND BOX	1.00	EACH	\$275.00	\$ 275.00	\$2,225.00	\$ 2,225.00	\$369.00	\$ 369.00	\$1,780.00	\$ 1,780.00	\$976.46	\$ 976.46	\$1,050.00	\$ 1,050.00
7	2104.502	REMOVE DRAINAGE STRUCTURE	4.00	EACH	\$1,000.00	\$ 4,000.00	\$1,112.25	\$ 4,449.00	\$845.00	\$ 3,380.00	\$2,000.00	\$ 8,000.00	\$1,301.94	\$ 5,207.76	\$1,350.00	\$ 5,400.00
8	2104.502	SALVAGE SIGN	13.00	EACH	\$45.00	\$ 585.00	\$42.00	\$ 546.00	\$42.30	\$ 549.90	\$41.30	\$ 536.90	\$43.40	\$ 564.20	\$45.00	\$ 585.00
9	2104.503	SAWING BITUMINOUS PAVEMENT (FULL DEPTH)	446.00	LIN FT	\$5.00	\$ 2,230.00	\$2.05	\$ 914.30	\$3.40	\$ 1,516.40	\$3.35	\$ 1,494.10	\$4.07	\$ 1,815.22	\$4.00	\$ 1,784.00
10	2104.503	REMOVE CURB AND GUTTER	4654.00	LIN FT	\$15.00	\$ 69,810.00	\$12.50	\$ 58,175.00	\$9.15	\$ 42,584.10	\$12.00	\$ 55,848.00	\$13.02	\$ 60,595.08	\$14.00	\$ 65,156.00
11	2104.504	REMOVE CONCRETE DRIVEWAY PAVEMENT	355.00	SQ YD	\$20.00	\$ 7,100.00	\$20.25	\$ 7,188.75	\$14.70	\$ 5,218.50	\$15.90	\$ 5,644.50	\$27.12	\$ 9,627.60	\$30.00	\$ 10,650.00
12	2104.504	REMOVE BITUMINOUS DRIVEWAY PAVEMENT	145.00	SQ YD	\$15.00	\$ 2,175.00	\$14.75	\$ 2,138.75	\$16.00	\$ 2,320.00	\$14.90	\$ 2,160.50	\$5.97	\$ 865.65	\$6.75	\$ 978.75
13	2104.504	REMOVE BITUMINOUS PAVEMENT	1158.00	SQ YD	\$10.00	\$ 11,580.00	\$11.75	\$ 13,606.50	\$12.90	\$ 14,938.20	\$10.50	\$ 12,159.00	\$25.50	\$ 29,529.00	\$28.50	\$ 33,003.00
14	2104.518	REMOVE BITUMINOUS WALK	18838.00	SQ FT	\$1.50	\$ 28,257.00	\$0.63	\$ 11,867.94	\$1.00	\$ 18,838.00	\$0.54	\$ 10,172.52	\$0.81	\$ 15,258.78	\$1.00	\$ 18,838.00
15	2104.518	REMOVE CONCRETE WALK	8737.00	SQ FT	\$2.00	\$ 17,474.00	\$1.85	\$ 16,163.45	\$2.10	\$ 18,347.70	\$1.35	\$ 11,794.95	\$1.63	\$ 14,241.31	\$2.00	\$ 17,474.00
16	2106.507	EXCAVATION - COMMON (P)	919.00	CU YD	\$35.00	\$ 32,165.00	\$52.50	\$ 48,247.50	\$34.10	\$ 31,337.90	\$54.60	\$ 50,177.40	\$32.55	\$ 29,913.45	\$50.00	\$ 45,950.00
17	2106.507	EXCAVATION - SUBGRADE	10.00	CU YD	\$35.00	\$ 350.00	\$54.50	\$ 545.00	\$47.60	\$ 476.00	\$65.90	\$ 659.00	\$32.55	\$ 325.50	\$60.00	\$ 600.00
18	2106.507	SELECT GRANULAR EMBANKMENT (CV) (P)	20.00	CU YD	\$30.00	\$ 600.00	\$97.50	\$ 1,950.00	\$54.20	\$ 1,084.00	\$101.00	\$ 2,020.00	\$30.38	\$ 607.60	\$60.00	\$ 1,200.00
19	2108.504	GEOTEXTILE FABRIC TYPE 5	42.00	SQ YD	\$3.00	\$ 126.00	\$28.50	\$ 1,197.00	\$5.85	\$ 245.70	\$3.45	\$ 144.90	\$5.42	\$ 227.64	\$10.00	\$ 420.00
20	2123.610	SKID LOADER	20.00	HOUR	\$150.00	\$ 3,000.00	\$168.75	\$ 3,375.00	\$145.00	\$ 2,900.00	\$168.00	\$ 3,360.00	\$216.99	\$ 4,339.80	\$200.00	\$ 4,000.00
21	2123.610	STREET SWEEPER (WITH PICKUP BROOM)	40.00	HOUR	\$160.00	\$ 6,400.00	\$211.25	\$ 8,450.00	\$188.00	\$ 7,520.00	\$186.00	\$ 7,440.00	\$323.66	\$ 12,946.40	\$190.00	\$ 7,600.00
22	2130.523	WATER	20.00	MGAL	\$70.00	\$ 1,400.00	\$46.25	\$ 925.00	\$50.00	\$ 1,000.00	\$59.70	\$ 1,194.00	\$5.42	\$ 108.40	\$75.00	\$ 1,500.00
23	2211.507	AGGREGATE BASE (CV) CLASS 5	585.00	CU YD	\$50.00	\$ 29,250.00	\$57.25	\$ 33,491.25	\$58.80	\$ 34,398.00	\$82.10	\$ 48,028.50	\$41.23	\$ 24,119.55	\$60.00	\$ 35,100.00
24	2221.509	SHOULDER BASE AGGREGATE CLASS 5	210.00	CU YD	\$50.00	\$ 10,500.00	\$84.50	\$ 17,745.00	\$56.10	\$ 11,781.00	\$129.00	\$ 27,090.00	\$54.25	\$ 11,392.50	\$50.00	\$ 10,500.00
25	2231.604	BITUMINOUS PATCHING MATERIAL	1158.00	SQ YD	\$50.00	\$ 57,900.00	\$67.50	\$ 78,165.00	\$41.90	\$ 48,520.20	\$54.80	\$ 63,458.40	\$41.23	\$ 47,744.34	\$50.00	\$ 57,900.00
26	2232.504	MILL BITUMINOUS SURFACE (1.5")	110603.00	SQ YD	\$2.00	\$ 221,206.00	\$2.00	\$ 221,206.00	\$1.15	\$ 127,193.45	\$1.30	\$ 143,783.90	\$1.31	\$ 144,889.93	\$3.50	\$ 387,110.50
27	2301.504	9" CONCRETE MAINTENANCE STRIP	46.00	SQ YD	\$150.00	\$ 6,900.00	\$92.97	\$ 4,276.62	\$188.00	\$ 8,648.00	\$147.00	\$ 6,762.00	\$181.89	\$ 8,366.94	\$90.00	\$ 4,140.00
28	2301.602	DRILL & GROUT DOWEL BAR (EPOXY COATED)	1176.00	EACH	\$35.00	\$ 41,160.00	\$16.41	\$ 19,298.16	\$12.40	\$ 14,582.40	\$18.60	\$ 21,873.60	\$8.68	\$ 10,207.68	\$10.00	\$ 11,760.00
29	2357.506	BITUMINOUS MATERIAL FOR TACK COAT	11716.00	GAL	\$4.00	\$ 46,864.00	\$0.01	\$ 117.16	\$2.00	\$ 23,432.00	\$0.01	\$ 117.16	\$3.25	\$ 38,077.00	\$1.00	\$ 11,716.00
30	2360.504	TYPE SP 9.5 WEARING COURSE MIX (3,B) 3.0" THICK DRIVEWAYS (SPWEA3	187.00	SQ YD	\$60.00	\$ 11,220.00	\$35.95	\$ 6,722.65	\$31.40	\$ 5,871.80	\$45.00	\$ 8,415.00	\$42.52	\$ 7,951.24	\$35.00	\$ 6,545.00
31	2360.509	TYPE SP 9.5 WEARING COURSE MIX (2,B) 8' PATH (SPWEA230B)	662.00	TON	\$100.00	\$ 66,200.00	\$98.15	\$ 64,975.30	\$99.70	\$ 66,001.40	\$90.00	\$ 59,580.00	\$89.54	\$ 59,275.48	\$80.00	\$ 52,960.00
32	2360.509	TYPE SP 9.5 WEARING COURSE MIXTURE (3,C) (SPWEA340C)	9920.00	TON	\$100.00	\$ 992,000.00	\$84.90	\$ 842,208.00	\$86.50	\$ 858,080.00	\$93.50	\$ 927,520.00	\$94.09	\$ 933,372.80	\$85.00	\$ 843,200.00
33	2433.603	SAW AND SEAL JOINT	159.00	LIN FT	\$80.00	\$ 12,720.00	\$26.25	\$ 4,173.75	\$13.20	\$ 2,098.80	\$9.80	\$ 1,558.20	\$10.85	\$ 1,725.15	\$10.00	\$ 1,590.00
34	2504.602	REPAIR IRRIGATION SYSTEM - COMMERCIAL PROPERTY	10.00	EACH	\$2,000.00	\$ 20,000.00	\$836.85	\$ 8,368.50	\$670.00	\$ 6,700.00	\$264.00	\$ 2,640.00	\$542.48	\$ 5,424.80	\$800.00	\$ 8,000.00
35	2503.503	12" RC PIPE SEWER DES 3006 CL V	6.00	LIN FT	\$65.00	\$ 390.00	\$199.25	\$ 1,195.50	\$409.00	\$ 2,454.00	\$206.00	\$ 1,236.00	\$135.62	\$ 813.72	\$130.00	\$ 780.00
36	2503.602	CONNECT INTO EXISTING DRAINAGE STRUCTURE	1.00	EACH	\$1,300.00	\$ 1,300.00	\$3,418.00	\$ 3,418.00	\$1,650.00	\$ 1,650.00	\$2,510.00	\$ 2,510.00	\$1,627.43	\$ 1,627.43	\$1,550.00	\$ 1,550.00
37	2504.602	ADJUST GATE VALVE AND BOX	23.00	EACH	\$100.00	\$ 2,300.00	\$492.00	\$ 11,316.00	\$512.00	\$ 11,776.00	\$590.00	\$ 13,570.00	\$1,112.08	\$ 25,577.84	\$1,250.00	\$ 28,750.00
38	2504.602	CONNECT TO EXISTING WATERMAIN	1.00	EACH	\$2,500.00	\$ 2,500.00	\$1,780.00	\$ 1,780.00	\$2,120.00	\$ 2,120.00	\$3,640.00	\$ 3,640.00	\$5,424.76	\$ 5,424.76	\$5,100.00	\$ 5,100.00
39	2504.602	12" BUTTERFLY VALVE AND BOX	1.00	EACH	\$3,400.00	\$ 3,400.00	\$8,515.00	\$ 8,515.00	\$12,000.00	\$ 12,000.00	\$6,840.00	\$ 6,840.00	\$6,780.95	\$ 6,780.95	\$6,400.00	\$ 6,400.00
40	2504.603	12" PVC WATERMAIN	4.00	LIN FT	\$120.00	\$ 480.00	\$685.00	\$ 2,740.00	\$385.00	\$ 1,540.00	\$858.00	\$ 3,432.00	\$130.19	\$ 520.76	\$200.00	\$ 800.00
41	2504.608	DUCTILE IRON FITTINGS	76.00	POUND	\$15.00	\$ 1,140.00	\$20.85	\$ 1,584.60	\$25.70	\$ 1,953.20	\$34.60	\$ 2,629.60	\$13.56	\$ 1,030.56	\$13.00	\$ 988.00
42	2506.502	CASTING ASSEMBLY (STORM)	79.00	EACH	\$1,100.00	\$ 86,900.00	\$1,129.00	\$ 89,191.00	\$2,030.00	\$ 160,370.00	\$1,130.00	\$ 89,270.00	\$1,480.96	\$ 116,995.84	\$1,400.00	\$ 110,600.00
43	2506.502	CASTING ASSEMBLY (SANITARY)	25.00	EACH	\$1,100.00	\$ 27,500.00	\$1,302.50	\$ 32,562.50	\$1,380.00	\$ 34,500.00	\$1,140.00	\$ 28,500.00	\$2,034.29	\$ 50,857.25	\$2,750.00	\$ 68,750.00
44	2506.503	CONSTRUCT DRAINAGE STRUCTURE DESIGN H	2.00	LIN FT	\$600.00	\$ 1,200.00	\$1,327.25	\$ 2,654.50	\$951.00	\$ 1,902.00	\$1,140.00	\$ 2,280.00	\$1,969.19	\$ 3,938.38	\$2,350.00	\$ 4,700.00
45	2506.503	CONSTRUCT DRAINAGE STRUCTURE DES 48"	19.00	LIN FT	\$1,200.00	\$ 22,800.00	\$986.75	\$ 18,748.25	\$710.00	\$ 13,490.00	\$890.00	\$ 16,910.00	\$1,030.70	\$ 19,583.30	\$1,150.00	\$ 21,850.00
46	2506.503	CONSTRUCT DRAINAGE STRUCTURE DES 60"	5.00	LIN FT	\$1,800.00	\$ 9,000.00	\$1,428.00	\$ 7,140.00	\$1,220.00	\$ 6,100.00	\$1,500.00	\$ 7,500.00	\$1,763.05	\$ 8,815.25	\$1,900.00	\$ 9,500.00
47	2506.602	CHIMNEY SEAL	25.00	EACH	\$350.00	\$ 8,750.00	\$264.00	\$ 6,600.00	\$497.00	\$ 12,425.00	\$454.00	\$ 11,350.00	\$352.61	\$ 8,815.25	\$350.00	\$ 8,750.00
48	2521.518	4" CONCRETE WALK	7070.00	SQ FT	\$15.00	\$ 106,050.00	\$7.11	\$ 50,267.70	\$8.50	\$ 60,095.00	\$6.00	\$ 42,420.00	\$8.79	\$ 62,145.30	\$9.00	\$ 63,630.00
49	2521.518	6" CONCRETE WALK	5281.00	SQ FT	\$25.00	\$ 132,025.00	\$9.50	\$ 50,169.50	\$14.00	\$ 73,934.00	\$15.20	\$ 80,271.20	\$16.76	\$ 88,509.56	\$12.00	\$ 63,372.00

NO.	ITEM NO.	ITEM DESCRIPTION	QUANTITY	UNITS	Engineer's Estimate		Valley Paving, Inc		C. S. McCrossan Construction, Inc.		Park Construction Company		North Valley, Inc.		Bituminous Roadways Inc.	
					UNIT COST	AMOUNT	UNIT COST	AMOUNT	UNIT COST	AMOUNT	UNIT COST	AMOUNT	UNIT COST	AMOUNT	UNIT COST	AMOUNT
50	2531.503	CONCRETE CURB AND GUTTER B618	4062.00	LIN FT	\$45.00	\$ 182,790.00	\$27.34	\$ 111,055.08	\$37.30	\$ 151,512.60	\$35.90	\$ 145,825.80	\$35.69	\$ 144,972.78	\$25.00	\$ 101,550.00
51	2531.503	CONCRETE CURB AND GUTTER B624	239.00	LIN FT	\$55.00	\$ 13,145.00	\$27.34	\$ 6,534.26	\$45.20	\$ 10,802.80	\$43.10	\$ 10,300.90	\$42.75	\$ 10,217.25	\$45.00	\$ 10,755.00
52	2531.503	CONCRETE CURB AND GUTTER V6	42.00	LIN FT	\$45.00	\$ 1,890.00	\$27.34	\$ 1,148.28	\$43.60	\$ 1,831.20	\$46.50	\$ 1,953.00	\$61.84	\$ 2,597.28	\$45.00	\$ 1,890.00
53	2531.503	CONCRETE CURB AND GUTTER SURMOUNTABLE	312.00	LIN FT	\$45.00	\$ 14,040.00	\$27.34	\$ 8,530.08	\$39.50	\$ 12,324.00	\$35.70	\$ 11,138.40	\$37.81	\$ 11,796.72	\$45.00	\$ 14,040.00
54	2531.504	8" CONCRETE DRIVEWAY PAVEMENT	482.00	SQ YD	\$150.00	\$ 72,300.00	\$114.50	\$ 55,189.00	\$114.00	\$ 54,948.00	\$115.00	\$ 55,430.00	\$106.76	\$ 51,458.32	\$90.00	\$ 43,380.00
55	2531.618	TRUNCATED DOMES	609.00	SQ FT	\$75.00	\$ 45,675.00	\$92.97	\$ 56,618.73	\$53.20	\$ 32,398.80	\$67.10	\$ 40,863.90	\$54.25	\$ 33,038.25	\$50.00	\$ 30,450.00
56	2545.602	ADJUST HANDHOLE	10.00	EACH	\$600.00	\$ 6,000.00	\$399.00	\$ 3,990.00	\$415.00	\$ 4,150.00	\$392.00	\$ 3,920.00	\$431.63	\$ 4,316.30	\$380.00	\$ 3,800.00
57	2563.601	TRAFFIC CONTROL	1.00	LUMP SUM	\$3,000.00	\$ 3,000.00	\$20,475.00	\$ 20,475.00	\$24,500.00	\$ 24,500.00	\$20,100.00	\$ 20,100.00	\$21,156.58	\$ 21,156.58	\$50,000.00	\$ 50,000.00
58	2564.502	INSTALL SIGN	13.00	EACH	\$500.00	\$ 6,500.00	\$425.25	\$ 5,528.25	\$428.00	\$ 5,564.00	\$418.00	\$ 5,434.00	\$439.41	\$ 5,712.33	\$400.00	\$ 5,200.00
59	2565.616	REVISE SIGNAL SYSTEM A	1.00	SYSTEM	\$80,000.00	\$ 80,000.00	\$70,329.00	\$ 70,329.00	\$73,000.00	\$ 73,000.00	\$69,200.00	\$ 69,200.00	\$76,080.27	\$ 76,080.27	\$71,500.00	\$ 71,500.00
60	2565.616	REVISE SIGNAL SYSTEM B	1.00	SYSTEM	\$20,000.00	\$ 20,000.00	\$22,758.75	\$ 22,758.75	\$23,500.00	\$ 23,500.00	\$22,400.00	\$ 22,400.00	\$24,619.89	\$ 24,619.89	\$23,250.00	\$ 23,250.00
61	2565.616	REVISE SIGNAL SYSTEM C	1.00	SYSTEM	\$15,000.00	\$ 15,000.00	\$15,708.00	\$ 15,708.00	\$16,500.00	\$ 16,500.00	\$15,400.00	\$ 15,400.00	\$16,992.55	\$ 16,992.55	\$16,000.00	\$ 16,000.00
62	2565.616	REVISE SIGNAL SYSTEM D	1.00	SYSTEM	\$10,000.00	\$ 10,000.00	\$10,279.50	\$ 10,279.50	\$10,500.00	\$ 10,500.00	\$10,100.00	\$ 10,100.00	\$11,120.12	\$ 11,120.12	\$10,500.00	\$ 10,500.00
63	2573.502	STORM DRAIN INLET PROTECTION	106.00	EACH	\$350.00	\$ 37,100.00	\$129.00	\$ 13,674.00	\$170.00	\$ 18,020.00	\$178.00	\$ 18,868.00	\$37.97	\$ 4,024.82	\$250.00	\$ 26,500.00
64	2573.503	SEDIMENT CONTROL LOG TYPE WOOD FIBER	100.00	LIN FT	\$5.00	\$ 500.00	\$4.99	\$ 499.00	\$2.85	\$ 285.00	\$2.60	\$ 260.00	\$2.71	\$ 271.00	\$10.00	\$ 1,000.00
65	2574.507	COMMON TOPSOIL BORROW	208.00	CU YD	\$40.00	\$ 8,320.00	\$70.35	\$ 14,632.80	\$51.20	\$ 10,649.60	\$96.70	\$ 20,113.60	\$65.10	\$ 13,540.80	\$65.00	\$ 13,520.00
66	2574.508	FERTILIZER TYPE 3	83.00	POUND	\$3.00	\$ 249.00	\$1.58	\$ 131.14	\$1.15	\$ 95.45	\$1.05	\$ 87.15	\$1.08	\$ 89.64	\$2.00	\$ 166.00
67	2575.505	SEEDING	0.40	ACRE	\$2,000.00	\$ 800.00	\$1,050.00	\$ 420.00	\$5,680.00	\$ 2,272.00	\$1,550.00	\$ 620.00	\$1,627.43	\$ 650.97	\$4,150.00	\$ 1,660.00
68	2575.508	SEED RESIDENTIAL TURFGRASS (25-151)	126.00	POUND	\$8.00	\$ 1,008.00	\$7.88	\$ 992.88	\$3.40	\$ 428.40	\$3.10	\$ 390.60	\$3.25	\$ 409.50	\$3.25	\$ 409.50
69	2575.508	HYDRAULIC BONDED FIBER MATRIX	1460.00	POUND	\$2.50	\$ 3,650.00	\$1.52	\$ 2,219.20	\$1.65	\$ 2,409.00	\$1.50	\$ 2,190.00	\$1.57	\$ 2,292.20	\$2.25	\$ 3,285.00
70	2582.503	4" SOLID LINE PAINT	27460.00	LIN FT	\$1.00	\$ 27,460.00	\$0.13	\$ 3,569.80	\$0.13	\$ 3,569.80	\$0.12	\$ 3,295.20	\$0.22	\$ 6,041.20	\$0.10	\$ 2,746.00
71	2582.503	24" SOLID LINE PAINT	477.00	LIN FT	\$5.00	\$ 2,385.00	\$3.75	\$ 1,788.75	\$3.75	\$ 1,788.75	\$3.70	\$ 1,764.90	\$4.88	\$ 2,327.76	\$3.00	\$ 1,431.00
72	2582.503	4" BROKEN LINE PAINT	20356.00	LIN FT	\$1.00	\$ 20,356.00	\$0.13	\$ 2,646.28	\$0.13	\$ 2,646.28	\$0.12	\$ 2,442.72	\$0.22	\$ 4,478.32	\$0.10	\$ 2,035.60
73	2582.503	4" DOTTED LINE PAINT	290.00	LIN FT	\$1.00	\$ 290.00	\$0.13	\$ 37.70	\$0.13	\$ 37.70	\$0.12	\$ 34.80	\$0.22	\$ 63.80	\$0.10	\$ 29.00
74	2582.503	8" DOTTED LINE PAINT	330.00	LIN FT	\$1.00	\$ 330.00	\$0.25	\$ 82.50	\$0.25	\$ 82.50	\$0.25	\$ 82.50	\$1.08	\$ 356.40	\$0.20	\$ 66.00
75	2582.503	4" DBLE SOLID LINE PAINT	5455.00	LIN FT	\$5.00	\$ 27,275.00	\$0.25	\$ 1,363.75	\$0.25	\$ 1,363.75	\$0.25	\$ 1,363.75	\$0.43	\$ 2,345.65	\$0.20	\$ 1,091.00
76	2582.518	PAVT MSSG PAINT	803.00	SQ FT	\$10.00	\$ 8,030.00	\$6.83	\$ 5,484.49	\$6.90	\$ 5,540.70	\$6.70	\$ 5,380.10	\$4.99	\$ 4,006.97	\$5.50	\$ 4,416.50
77	2582.518	CROSSWALK PAINT	2577.00	SQ FT	\$10.00	\$ 25,770.00	\$2.94	\$ 7,576.38	\$2.95	\$ 7,602.15	\$2.90	\$ 7,473.30	\$3.80	\$ 9,792.60	\$2.50	\$ 6,442.50
PROJECT TOTAL						\$ 2,919,595.00		\$ 2,313,490.98		\$ 2,388,978.13		\$ 2,480,242.95		\$ 2,514,279.44		\$ 2,732,638.35



STAFF REPORT

Meeting Date: November 25, 2025

ROGERS CITY COUNCIL

Agenda Item: 7.2

Subject: Approval of Resolution 2025-96; Accepting Donation of \$12,500 from the Rogers Rotary for Trees at South Community Park

Prepared By: Mike Bauer, Parks & Recreation Director

Recommended Council Action

Approval of Res. 2025-96 Accepting Donation of \$12,500 from the Rogers Rotary for Trees at South Community Park

Overview / Background / Analysis

The Rogers Rotary approached City staff with an offer of a \$12,500 donation to be used towards the purchase of trees for the South Community Park in Rogers by means of a Rotary Grant. The trees that were planted under the contract for the park were damaged by vandals and the Rotary members wanted to replace them and add some more. They requested the trees be planted by Public Works Staff in the fall of 2025.

City Staff is requesting Council to authorize the acceptance of the donation from the Rogers Rotary to purchase trees for South Community Park.

Staff Recommendation

Approval of Res. 2025-96 Accepting Donation of \$12,500 from the Rogers Rotary for Trees at South Community Park

Financial Impact: + \$12,500

Source Fund: 410-450-5200-36233-2104

Budgeted? N/A

Supporting Documentation

- A. 2025-96 A Resolution Accepting Donation of \$12,500 from the Rogers Rotary for Trees at South Community Park

RESOLUTION NO. 2025-96

A RESOLUTION ACCEPTING DONATION OF \$12,500 FROM THE ROGERS ROTARY FOR TREES AT SOUTH COMMUNITY PARK

WHEREAS, the City of Rogers accepts donations to Park Dedication Fund; and

WHEREAS, these donations have been made for the specific purpose of the Rogers Park Dedication Fund; and

WHEREAS, the City of Rogers has received the following donation:

Rogers Rotary Club - \$12,500 to the Rogers Park Dedication Fund to be used to purchase trees for South Community Park

Total donations to be acknowledged. \$12, 500.00

WHEREAS, the City of Rogers acknowledges the gracious donation from the Rogers Rotary Club and authorizes the documented receipt of the aforementioned donations; and

NOW, THEREFORE, BE IT RESOLVED BY THE CITY COUNCIL OF THE CITY OF ROGERS, MINNESOTA, that the above referenced donations are to be deposited into the Parks and Buildings Fund.

Moved by Councilmember _____, seconded by Councilmember _____

The following voted in favor of said resolution:

The following voted against the same:

The following abstained:

Whereupon said resolution was declared duly passed and adopted, and was signed by the Mayor, and attested by the Clerk dated this 25th day of November, 2025.

Mayor

ATTEST:

City Clerk



STAFF REPORT
ROGERS CITY COUNCIL

Meeting Date: November 25, 2025

Agenda Item: 7.3

Subject: Fund Balance Policy/Use of Fund Balance Discussion

Prepared By: Steve Stahmer, City Administrator

Recommended Council Action

Overview / Background / Analysis

This item is intended as a discussion of the City's current fund balance policy and/or use of fund balance for upcoming annual budgets.

Staff Recommendation

Discussion and direction.

Financial Impact:

Source Fund:

Budgeted?

Supporting Documentation

None



STAFF REPORT
ROGERS CITY COUNCIL

Meeting Date: November 25, 2025

Agenda Item: 9.1

Subject: Third Quarter 2025 Financial Reports
Prepared By: Matthew Rathlisberger, Assistant Finance Director

Recommended Council Action

No action required.

Overview / Background / Analysis

Please find the attached Second Quarter 2025 Financial Reports. The information is unaudited.

Staff Recommendation

No action required.

Financial Impact: N/A

Source Fund: N/A

Budgeted? N/A

Supporting Documentation

A. Q3 Financial Reports

City of Rogers, Minnesota
 Financial Reports
 For the Quarter-Ended September 30, 2025

Table of Contents

Description	Page Number
Cash Balances	
Cash Balances Report	1
Cash Balances - Chart and Graph	4
Brokered Investments	
Brokered Investments Report	5
Brokered Investments - Chart and Graph	9
Financial Reports for Budgeted Funds	
General Fund Financial Report	10
Economic Development Authority (EDA) Financial Report	11
Rink 1 (Formally Rogers Activity Center (RAC)) Financial Report	12
HealthPartners Fieldhouse Financial Report	13
Water Utility Fund Financial Report	14
Sewer Utility Fund Financial Report	15
Storm Sewer Utility Fund Financial Report	16
Liquor Fund Financial Report	17

Finance Department

Position	Name
Finance Director	Bridget Bruska
Assistant Finance Director	Matthew Rathlisberger
Accountant	Lee-Ann Pettis
Accounting Clerk I - Payroll	Andrea Poythress
Accounting Clerk I - Utility Billing	Heather Parker
Accounting Clerk I - Cash Receipts/Accounts Payable	Amy Solum

City of Rogers, Minnesota
Cash Balances
For the Quarter-Ended September 30, 2025

Account Number	Description	Beginning Balance	Debits	Credits	Ending Balance
General Fund					
100-000-0000-10100-0000	Cash & Investments	13,978,396.44	11,319,705.45	13,298,201.08	11,999,900.81
100-000-0000-10100-4002	Cash & Invest-Warning Siren Fee	214,900.00	8,400.00	0.00	223,300.00
100-000-0000-10100-4006	Cash&Invest-PublBldgEnergyCons	24,479.60	0.00	0.00	24,479.60
100-000-0000-10100-4020	Cash & Investments - Rec Prog	750.00	0.00	0.00	750.00
Total General Fund		14,218,526.04	11,328,105.45	13,298,201.08	12,248,430.41
Revolving Loan					
200-000-0000-10100-0000	Cash & Investments	300,538.77	1,924,187.91	0.00	2,224,726.68
Tower & Billboard Leases					
201-000-0000-10100-0000	Cash & Investments	1,911,641.09	61,956.17	0.00	1,973,597.26
Police Forfeitures					
202-000-0000-10100-0000	Cash & Investments	29,427.53	0.00	0.00	29,427.53
Economic Development					
203-000-0000-10100-0000	Cash & Investments	31,782.51	175,000.00	114,901.98	91,880.53
203-000-0000-10100-4019	Cash & Investments - Facade	20,000.00	0.00	0.00	20,000.00
Total Economic Development		51,782.51	175,000.00	114,901.98	111,880.53
Rink 1 (Formally Rogers Activity Center (RAC))					
205-000-0000-10100-0000	Cash & Investments	1,825,544.83	174,243.10	189,412.38	1,810,375.55
205-000-0000-10100-4018	Cash - RAC Sinking Fund	963,100.71	57500.00	0.00	1,020,600.71
Total Rink 1 (Formally Rogers Activity Center (RAC))		2,788,645.54	231,743.10	189,412.38	2,830,976.26
2023 Public Safety Aid					
207-000-0000-10100-0000	Cash & Investments	170,011.59	0.00	4,341.58	165,670.01
Local Affordable Housing Aid					
208-000-0000-10100-5012	Cash & Investments	32,903.09	40,800.56	0.00	73,703.65
HealthPartners Fieldhouse					
209-000-0000-10100-0000	Cash & Investments	-3,472.25	0.00	11,652.20	-15,124.45
Fire Prevention & Education					
210-000-0000-10100-0000	Cash & Investments	1,506.03	1,200.00	0.00	2,706.03
2015A Abatement Bonds (2006 Refi)					
330-000-0000-10100-0000	Cash & Investments	85,804.21	110,046.50	480.00	195,370.71
2014A G.O. Bonds (CIP & EqCert)					
340-000-0000-10100-0000	Cash & Investments	111,258.44	90,813.00	617.00	201,454.44
2015A GO RD Ext&Int Bonds					
341-000-0000-10100-0000	Cash & Investments	125,600.59	248,453.87	136.00	373,918.46
2021A Street Reconstruction Bonds					
342-000-0000-10100-0000	Cash & Investments	417,118.13	168,787.50	21,009.00	564,896.63
2024A GO CIP Bonds					
343-000-0000-10100-0000	Cash & Investments	37,571.00	296,572.50	166,042.00	168,101.50
2024B GO Sales Tax Revenue Bonds					
344-000-0000-10100-0000	Cash & Investments	0.00	525,407.92	501,028.11	24,379.81

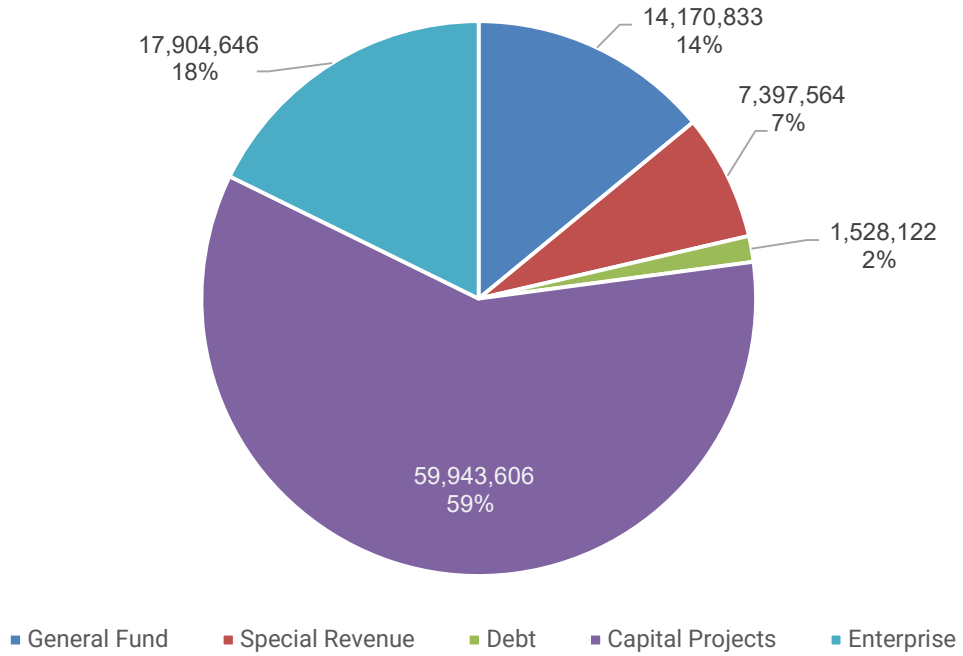
City of Rogers, Minnesota
Cash Balances
For the Quarter-Ended September 30, 2025

Account Number	Description	Beginning Balance	Debits	Credits	Ending Balance
Capital Improvement Projects					
400-000-0000-10100-0000	Cash & Investments	2,631,429.63	916,735.51	693,113.96	2,855,051.18
400-000-0000-10100-4005	Cash & Invest - IT Sinking Fund	109,167.88	42,500.00	822.41	150,845.47
400-000-0000-10100-4010	Cash - Equipment Snkg Fund	1,583,676.96	200,000.00	0.00	1,783,676.96
400-000-0000-10100-4012	Cash - Gen Govt Bldgs Snkg Fund	667,478.62	50,000.00	0.00	717,478.62
400-000-0000-10100-4014	Cash - Facilities Cap Reserves	317,620.34	250,000.00	183,708.60	383,911.74
400-000-0000-10100-5009	Cash & Invest-UMD	887,212.14	0.00	0.00	887,212.14
Total Capital Improvement Projects		6,196,585.57	1,459,235.51	877,644.97	6,778,176.11
Pavement Mgmt Program (PMP)					
401-000-0000-10100-0000	Cash & Investments	2,068,078.21	349,951.95	248,700.37	2,169,329.79
Revolving Capital					
402-000-0000-10100-0000	Cash & Investments	2,269,789.86	33,167.43	1,281.64	2,301,675.65
402-000-0000-10100-4009	Cash - KinghornDev Trnsp&Util	15,000.00	0.00	0.00	15,000.00
402-000-0000-10100-4015	Cash Unpvd Streets Snkg Fund	1,279,285.25	34,235.50	0.00	1,313,520.75
402-000-0000-10100-4999	Cash&Inv-429 AssmtProjCloseout	1,532,116.04	618.06	0.00	1,532,734.10
402-000-0000-10100-5000	Cash & Inv-Trnsptrn Infrastruc	1,847,146.55	0.00	1281.64	1,845,864.91
Total Revolving Capital		6,943,337.70	68,020.99	2,563.28	7,008,795.41
Fire Department Capital Outlay					
403-000-0000-10100-0000	Cash & Investments	725,804.46	50,000.00	1,734.00	774,070.46
Park Dedication					
404-000-0000-10100-0000	Cash & Investments	7,091,081.65	723,879.09	450,203.63	7,364,757.11
404-000-0000-10100-4016	Cash - Parks Sinking Fund	382,494.39	112,500.00	153,022.27	341,972.12
404-000-0000-10100-4017	Cash - Trail Sinking Fund	897,722.48	0.00	206.82	897,515.66
Total Park Dedication		8,371,298.52	836,379.09	603,432.72	8,604,244.89
Water Trunk					
405-000-0000-10100-0000	Cash & Investments	1,937,482.88	91,332.75	0.00	2,028,815.63
405-000-0000-10100-5011	Cash & Inv - Bond Proceeds	305,634.16	3,949.98	0.00	309,584.14
Total Water Trunk		2,243,117.04	95,282.73	0.00	2,338,399.77
Sewer Trunk					
406-000-0000-10100-0000	Cash & Investments	2,720,418.78	35,191.16	367.32	2,755,242.62
WAC					
407-000-0000-10100-0000	Cash & Investments	11,418,409.86	410,795.17	80,650.18	11,748,554.85
407-000-0000-10100-5011	Cash & Inv - Bond Proceeds	3,055,005.22	39,208.79	38,384.75	3,055,829.26
Total WAC		14,473,415.08	450,003.96	119,034.93	14,804,384.11
RSAC					
408-000-0000-10100-0000	Cash & Investments	1,531,147.97	386,285.41	235,788.29	1,681,645.09
2019 Local Option Sales Tax					
410-000-0000-10100-0000	Cash & Investments	2,601,526.72	3,299,427.61	3,097,383.73	2,803,570.60
410-000-0000-10100-5011	Cash & Inv - Bond Proceeds	6,275,693.70	57,426.39	2,526,240.66	3,806,879.43
Total 2019 Local Option Sales Tax		8,877,220.42	3,356,854.00	5,623,624.39	6,610,450.03
RAC Expansion					
411-000-0000-10100-0000	Cash & Investments	312,482.48	42,500.00	33,411.94	321,570.54
Storm Sewer Trunk					
438-000-0000-10100-0000	Cash & Investments	1,715,926.32	72,960.00	0.00	1,788,886.32
438-000-0000-10100-5010	Cash&Invest129th AveWetIndPipe	138,809.54	0.00	0.00	138,809.54
Total Storm Sewer Trunk		1,854,735.86	72,960.00	0.00	1,927,695.86
Fire Station #2					
449-000-0000-10100-0000	Cash & Inv - Bond Proceeds	1,157,883.28	24,439.96	286,258.72	896,064.52

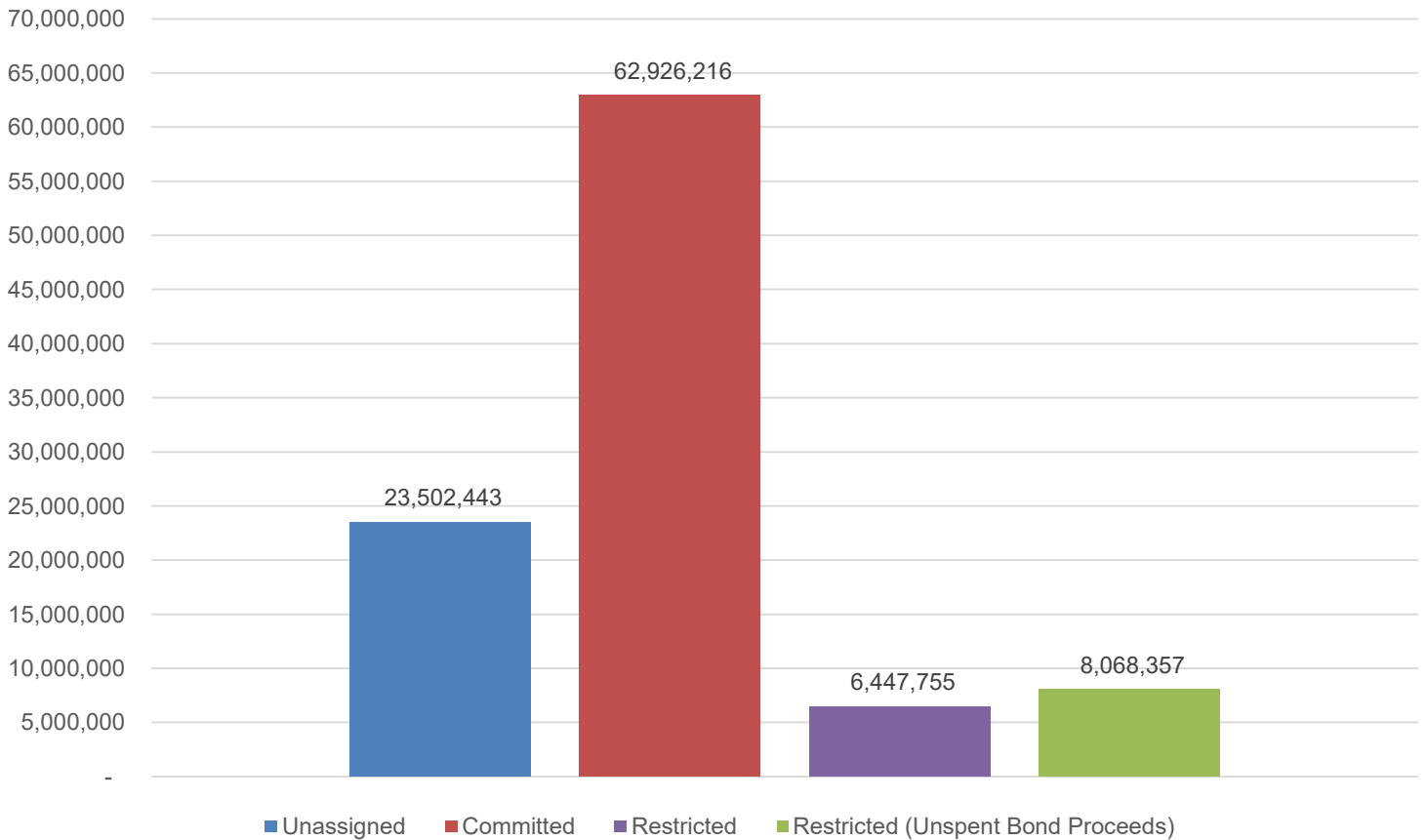
City of Rogers, Minnesota
Cash Balances
For the Quarter-Ended Sepetember 30, 2025

Account Number	Description	Beginning Balance	Debits	Credits	Ending Balance
TIF #1 CBD Redevelopment 450-000-0000-10100-0000	Cash & Investments	1,573,379.07	0.00	5,814.82	1,567,564.25
TIF #12 202 Housing 458-000-0000-10100-0000	Cash & Investments	178,808.69	6,363.02	1,947.65	183,224.06
TIF #13 Rogers Plaza 459-000-0000-10100-0000	Cash & Investments	25,462.54	0.00	1,230.57	24,231.97
TIF #14 Sand Senior Housing 460-000-0000-10100-0000	Cash & Investments	765,861.05	77,303.49	1,947.66	841,216.88
TIF #15 Wellstead Housing 461-000-0000-10100-0000	Cash & Investments	376,030.82	88,439.14	1,947.66	462,522.30
TIF #16 Graco 462-000-0000-10100-0000	Cash & Investments	113,797.01	419,364.35	339,902.73	193,258.63
TIF #17 Asguard 463-000-0000-10100-0000	Cash & Investments	0.00	5,347.65	3,827.80	1,519.85
Water 601-000-0000-10100-0000	Cash & Investments	7,626,096.07	1,234,722.84	536,312.81	8,324,506.10
Sewer 602-000-0000-10100-0000	Cash & Investments	3,656,307.01	892,142.16	573,838.52	3,974,610.65
Storm Sewer 603-000-0000-10100-0000	Cash & Investments	3,173,660.89	203,994.98	90,464.13	3,287,191.74
Municipal Liquor 609-000-0000-10100-0000	Cash & Investments	2,195,445.62	2,127,283.55	2,004,391.82	2,318,337.35
Investment Control 999-000-0000-10100-0000	Cash & Investments	1,004,755.37	917,646.86	0.00	1,922,402.23
Asset Total		98,443,991.82	28,402,787.28	25,902,008.43	100,944,770.67

Ending Cash Balances



Cash by Classification



City of Rogers
 Brokered Investments
 For the Quarter-Ended September 30, 2025

Type	Location	Broker	FDIC	Purchase Date	Maturity Date	Rate	9/30/2025 Market Value
MM	First Am Govt Ob Fd CI X	MCM	N/A	N/A	N/A	4.010%	253,541.65
MM	First Am Govt Ob Fd CI X	MCM3	N/A	N/A	N/A	4.010%	891,818.52
Total Money Market Accounts							1,145,360.17
4M	4M Plus	PMA	N/A	N/A	N/A	4.193%	21.39
4M	4M	PMA	N/A	N/A	N/A	4.167%	5,039,741.62
4M	4M	PMA2	N/A	N/A	N/A	4.167%	3,806,879.43
4M	4M	PMA3	N/A	N/A	N/A	4.167%	387.91
Total 4M Fund							8,847,030.35
4M	4M LTD	PMA	N/A	09/09/21	N/A	3.990%	1,697,112.02
Total Collateralized Bank Deposits							1,697,112.02
4M	4M Term Series	PMA	N/A	06/26/25	01/26/26	4.140%	1,000,000.00
Total Term Series Investment Pool							1,000,000.00
4M	MMA - Federated Hermes, MO	PMA3	N/A	N/A	N/A	2.970%	3,365,025.49
Total MMA Federated Account							3,365,025.49
MUNI	Addison Il Fire Protn Dist No1	MCM	N/A	09/27/23	12/30/26	1.121%	338,422.00
MUNI	Azusa Ca Uni Sch Dist Go Taxable Ref	MCM	N/A	08/21/23	08/01/29	2.163%	342,486.80
MUNI	Bayonne N J Taxable Sch Ref Bds 2021	MCM	N/A	01/12/23	08/01/29	1.792%	229,975.00
MUNI	California St Taxable Var Purp	MCM	N/A	07/29/22	02/01/28	1.700%	716,055.00
MUNI	California St Taxable Var Purp Go Bds	MCM	N/A	12/16/19	04/01/26	2.650%	233,641.70
MUNI	Cape May County NJ Taxable GO Bonds 2021B	MCM	N/A	08/21/23	09/15/28	2.000%	161,248.40
MUNI	Chartiers Valley Pa Sch Dist Taxable	MCM	N/A	07/28/21	10/15/26	1.370%	126,391.20
MUNI	Connecticut St Txbl Ser A	MCM	N/A	12/16/19	01/15/26	3.310%	149,740.50
MUNI	Evesham Twp Nj Taxable Gen Obli	MCM	N/A	09/02/21	05/01/27	4.000%	305,930.25
MUNI	Lakota Ohio Loc Sch Dist Butler Cnty Go Ltd Tax	MCM	N/A	07/28/21	12/01/26	3.000%	128,927.50
MUNI	Lavalette Nj Gen Impt Taxable Ref	MCM	N/A	09/02/21	12/01/27	1.450%	255,779.10
MUNI	Murrieta Vy Ca Uni Sch Dist	MCM	N/A	06/21/23	09/01/26	1.199%	229,566.80
MUNI	Oregon Cmnty College Dist Taxable B	MCM	N/A	11/16/21	06/30/26	5.680%	506,945.00
MUNI	Papillion La Vista Ne Sch Dist No 27	MCM	N/A	08/21/23	12/01/29	1.568%	227,147.50
MUNI	Santa Barbara Ca Uni Sch Dist	MCM	N/A	06/21/23	08/01/29	1.653%	207,074.25
MUNI	Texas St Ref Taxable Pub Fin Auth	MCM	N/A	11/16/21	10/01/25	5.000%	500,000.00
MUNI	Vacaville Calif Uni Sch Dist Taxable	MCM	N/A	08/28/24	08/01/28	1.559%	98,852.25
MUNI	Vista Ca Uni Sch Dist Txbl Unltd	MCM	N/A	07/29/22	08/01/28	1.521%	466,640.00
MUNI	Worcester Ma Taxable Go Ref Bds B	MCM	N/A	09/27/23	11/15/26	1.010%	483,990.00
MUNI	St Clair County IL	MCM	N/A	05/28/25	10/01/27	1.982%	145,027.50
MUNI	Snohomish Cnty Wa Ltd Tax Go Ref Bds 2018B	MCM	N/A	06/30/25	12/01/29	3.850%	274,917.50
MUNI	Merriam Ks Taxable Go Ref Bds 2018B	MCM	N/A	06/30/25	08/01/30	5.000%	172,702.20
MUNI	Union City Nj Taxable Go Bds 2021	MCM	N/A	08/26/25	08/01/30	1.900%	208,853.90
MUNI	Eagle Mtn Saginaw Tx Indpt Sch Dist Unltd Tax R	MCM	N/A	08/26/25	08/15/30	1.672%	563,662.50
MUNI	Bethlehem Pa Taxable Go Bds 2019A	MCM	N/A	08/26/25	10/01/30	2.821%	212,469.75
MUNI	Connecticut ST Txbl Ser A	MCM	N/A	09/08/25	04/15/28	3.432%	203,427.65
MUNI	Massachusetts St Taxable Go Ref Bds 2020 E	PMA	N/A	06/30/22	11/01/25	3.350%	698,061.00
MUNI	Vestavia Hills Al Taxable Go Wts 2020 B	PMA	N/A	06/02/23	02/01/26	4.700%	213,185.40

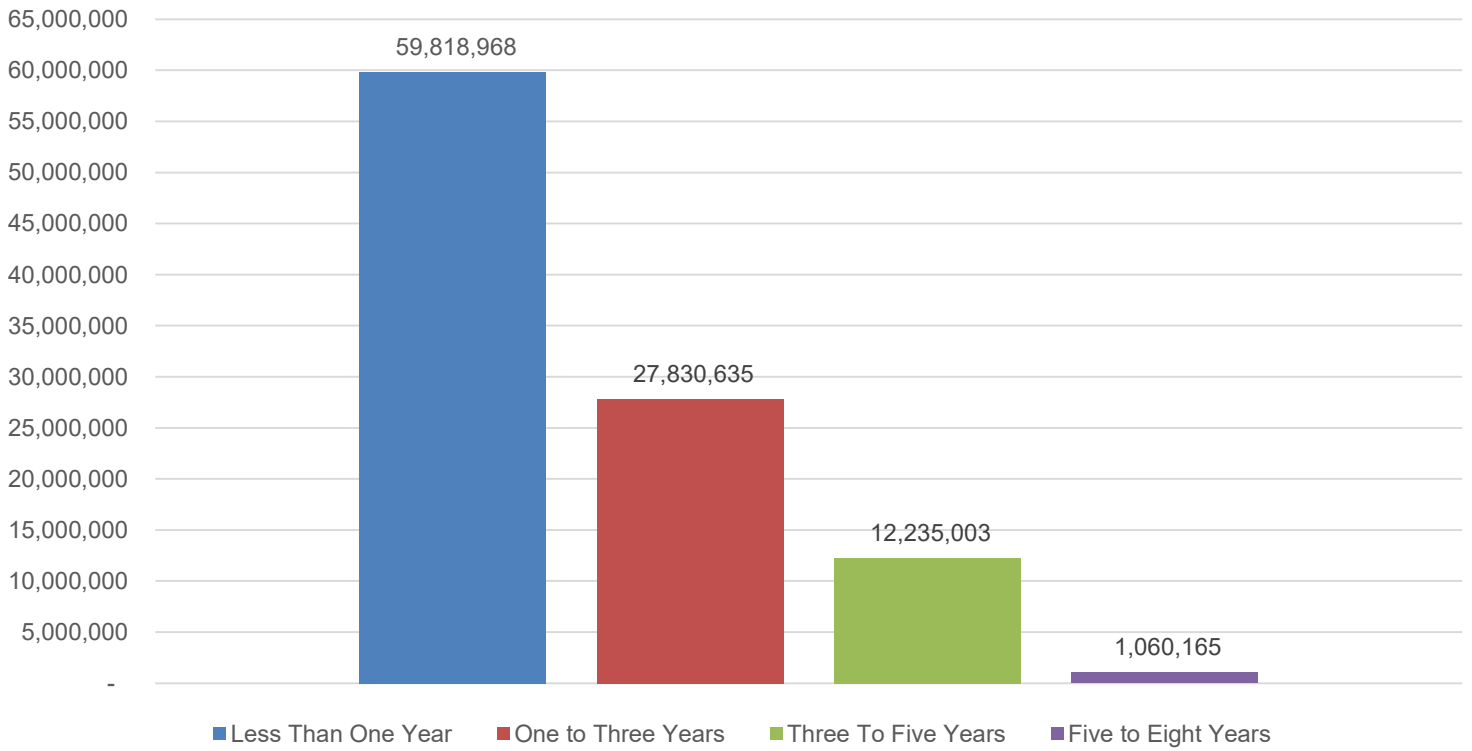
City of Rogers
 Brokered Investments
 For the Quarter-Ended September 30, 2025

Type	Location	Broker	FDIC	Purchase Date	Maturity Date	Rate	9/30/2025 Market Value
MUNI	California St Taxable Var Purp Go Bds	PMA	N/A	08/08/22	04/01/26	3.275%	347,977.00
MUNI	Multnomah Cnty Or Go Taxable Bds 2021 B	PMA	N/A	05/18/23	06/15/26	4.000%	205,858.80
MUNI	San Jose Ca Uni Sch Dist Santa Clara Cnty Taxal	PMA	N/A	09/11/23	08/01/26	4.920%	258,767.20
MUNI	Sunnyvale Ca Sch Dist Taxable Go Ref Bds 2021	PMA	N/A	09/05/23	09/01/26	4.750%	406,085.80
MUNI	New York Ny Txbl Ser E 2	PMA	N/A	08/08/22	03/01/27	3.300%	1,145,055.00
MUNI	Cedar Rapids Iowa Taxable Go Ref Bds	PMA	N/A	11/17/23	06/01/28	4.850%	426,519.00
MUNI	Denison Tx Indpt Sch Dist Ref	PMA	N/A	05/20/24	08/01/28	4.490%	238,127.50
MUNI	Montgomery Cnty Md Taxable Go Consolidated 2l	PMA	N/A	05/20/24	11/01/28	4.530%	231,985.00
MUNI	New York-H-Txbl	PMA	N/A	06/25/25	02/01/29	4.050%	235,885.70
MUNI	Texas St Taxable Pub Fin Auth Go 2020	PMA	N/A	06/04/24	10/01/29	4.510%	783,752.40
MUNI	Will Cnty Il Cmnty Unit Sch Dist No 365 U Vy View	PMA	N/A	01/29/24	11/01/29	4.450%	1,243,500.00
Total Municipal Bonds							13,924,634.05
TNOTE	US TREASURY N/B	PMA	N/A	04/24/24	04/30/28	4.660%	799,884.03
TNOTE	US TREASURY N/B	PMA	N/A	04/24/24	10/31/28	4.610%	800,059.06
TNOTE	US TREASURY N/B	PMA	N/A	10/18/24	09/30/29	3.781%	399,744.88
TNOTE	US TREASURY N/B	PMA	N/A	12/26/24	03/31/28	4.259%	516,380.82
TNOTE	US TREASURY N/B	PMA	N/A	02/03/25	11/15/28	4.250%	783,522.91
TNOTE	US TREASURY N/B	PMA	N/A	04/03/25	05/31/27	3.784%	508,103.71
TNOTE	US TREASURY N/B	PMA	N/A	04/03/25	06/30/28	3.771%	505,880.98
TNOTE	US TREASURY N/B	PMA	N/A	04/03/25	06/30/29	3.800%	498,548.36
TNOTE	US TREASURY N/B	MCM	N/A	11/26/24	01/15/27	4.000%	501,875.00
TNOTE	US TREASURY N/B	MCM	N/A	12/16/24	06/15/26	4.125%	541,252.80
TNOTE	US TREASURY N/B	MCM	N/A	12/16/24	12/15/26	4.375%	277,147.75
TNOTE	US TREASURY N/B	MCM	N/A	01/16/25	08/31/26	3.750%	250,007.50
TNOTE	US TREASURY N/B	MCM	N/A	02/25/25	04/15/27	4.500%	1,012,340.00
TNOTE	US TREASURY N/B	MCM	N/A	05/28/25	01/15/28	4.250%	506,815.00
TNOTE	US TREASURY N/B	MCM	N/A	08/26/25	12/31/28	3.750%	1,003,160.00
TNOTE	US TREASURY N/B	MCM	N/A	06/30/25	07/31/29	4.000%	758,295.00
TNOTE	US TREASURY N/B	MCM	N/A	08/26/25	12/31/29	4.375%	487,283.50
Total U.S. Treasury Notes							10,150,301.30
AGY	FHLMC MTN	MCM	N/A	07/21/20	07/21/27	1.000%	952,530.00
AGY	FNMA	MCM	N/A	02/04/21	11/07/25	0.500%	498,145.00
AGY	FNMA	MCM	N/A	10/29/20	10/29/27	0.850%	851,103.00
AGY	FNMA MTN	MCM	N/A	11/19/20	05/30/28	1.000%	1,862,640.00
AGY	FFCB DEB	MCM	N/A	07/22/20	07/22/26	0.550%	974,840.00
AGY	FFCB DEB	MCM	N/A	09/23/20	09/21/27	0.750%	1,416,795.00
AGY	FFCB DEB	MCM	N/A	12/09/20	12/09/27	0.860%	1,408,350.00
AGY	FFCB DEB	MCM	N/A	08/26/20	08/19/27	0.900%	949,160.00
AGY	FFCB DEB	MCM	N/A	04/08/19	04/08/26	2.820%	994,440.00
AGY	FHLB DEB	MCM	N/A	01/28/21	01/28/26	0.580%	741,855.00
AGY	FHLB DEB	MCM	N/A	02/18/21	12/10/25	0.650%	993,540.00
AGY	FHLB DEB	MCM	N/A	12/31/20	12/30/27	0.800%	795,600.00
AGY	FHLB DEB	MCM	N/A	08/04/20	07/30/27	0.870%	1,425,870.00
AGY	FHLB DEB	MCM	N/A	07/09/20	06/11/27	0.875%	715,965.00
AGY	FHLB DEB	MCM	N/A	12/09/20	11/30/27	0.875%	1,409,970.00

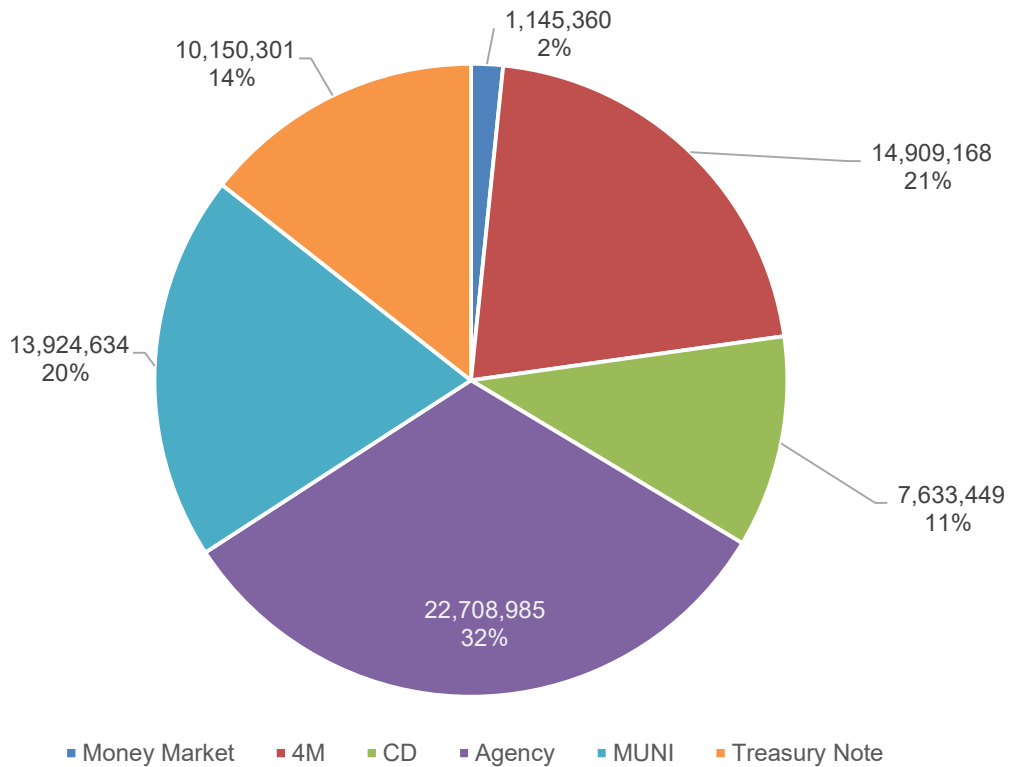
City of Rogers
 Brokered Investments
 For the Quarter-Ended September 30, 2025

Type	Location	Broker	FDIC	Purchase Date	Maturity Date	Rate	9/30/2025 Market Value
AGY	FHLB DEB	MCM	N/A	09/23/20	09/21/28	0.970%	923,620.00
AGY	FHLB DEB	MCM	N/A	12/30/20	01/08/29	1.000%	1,372,110.00
AGY	FHLB DEB	MCM	N/A	01/28/21	07/28/28	1.000%	693,645.00
AGY	FHLB DEB	MCM	N/A	09/08/25	01/27/28	1.000%	470,900.00
AGY	FHLB	MCM	N/A	02/13/20	02/10/27	1.900%	1,211,418.00
AGY	FHLB	MCM	N/A	12/16/24	11/17/26	4.625%	505,055.00
AGY	FNMA DEB	MCM	N/A	06/30/25	11/15/30	6.625%	847,695.00
AGY	FNMA DEB	PMA	N/A	06/25/25	05/15/29	3.735%	693,738.54
Total U.S. Government Agencies							22,708,984.54
CD	First National Bank, AR	PMA	3887	11/14/23	03/31/26	5.037%	223,150.00
CD	The Federal Savings Bank, IL	PMA	35518	11/08/23	05/29/26	4.920%	221,100.00
CD	Bank of Wisconsin Dells, WI	PMA	15136	11/14/23	05/29/26	4.937%	222,050.00
CD	Manufacturers Traders Trust Co	PMA	588	01/20/23	01/20/26	4.200%	244,024.79
CD	Popular Bk New York Brh, In	PMA	34967	09/06/23	09/04/26	4.850%	249,402.00
CD	BNY Mellon, NA	PMA	7946	09/07/23	09/08/26	4.750%	246,229.53
CD	Optum Bk Draper, Utah	PMA	57408	09/13/23	09/14/26	4.850%	246,504.73
CD	Peoples Tr Bk Hamilton, Ala	PMA	57569	09/15/23	09/15/26	4.800%	250,358.26
CD	Customers Bk Phoenixville, Pa	PMA	34444	06/27/24	06/27/29	4.550%	249,848.10
CD	BOM Bank, LA	PMA	1373	09/13/24	10/31/25	4.449%	237,800.00
CD	West Virginia Central Federal Union, WV	PMA	24888	09/13/24	05/29/26	3.765%	234,800.00
CD	American Plus Bank, N.A., CA	PMA	58469	09/13/24	05/29/26	3.648%	235,200.00
CD	First Capital Bank, SC	PMA	34966	09/13/24	10/30/26	3.691%	231,700.00
CD	First Internet Bank of Indiana	PMA	34607	09/13/24	10/30/26	3.988%	230,000.00
CD	GBank, NV	PMA	58626	06/25/25	01/28/27	4.101%	234,600.00
CD	FirstBank Puerto Rico, PR	PMA	30387	06/25/25	01/28/27	4.000%	234,900.00
CD	Bank Amer Na Charlotte, Nc	MCM	3510	08/28/24	03/02/26	4.050%	244,097.60
CD	Bank First Natl Manitowoc, Wis	MCM	5304	08/28/24	08/22/29	3.700%	220,683.97
CD	Barclays Bk Del Retail Ctf Dep	MCM	57203	08/28/24	02/27/26	4.100%	244,139.08
CD	Capital One Natl Assn McLean	MCM	4297	08/28/24	06/02/27	3.200%	242,983.65
CD	First Gty Bk Hammond, La	MCM	14028	08/28/24	03/06/26	4.150%	244,190.32
CD	First Merchants Bk Muncie	MCM	4365	08/28/24	03/10/28	3.700%	245,254.80
CD	Goldman Sachs Bk USA	MCM	33124	07/28/21	07/28/26	1.000%	146,464.50
CD	Goldman Sachs Bk USA New York	MCM	33124	08/11/21	08/04/26	1.000%	92,769.40
CD	Prospect Bank	MCM	3722	09/06/24	10/14/25	4.250%	248,992.53
CD	UBS Bk USA Salt Lake City, UT	MCM	57565	08/11/21	08/11/26	0.950%	239,061.20
CD	United Fid Bk FSB Evansville, IN	MCM	29566	09/06/24	03/13/26	4.150%	249,256.47
CD	Van Wert Fed Svgs Bk Ohio	MCM	29495	09/06/24	02/19/26	4.050%	228,066.12
CD	Waterstone Bk Ssb Wauwatosa, Wis C D	MCM	28513	08/26/25	10/05/26	3.800%	245,029.40
CD	First Fed Bk Lake City, Fla	MCM	31313	12/16/24	12/07/26	4.150%	246,114.75
CD	First Cmnty Bk Batesville, Ark C D	MCM	34533	09/08/25	03/20/28	3.650%	207,981.28
CD	First Finl Bk USA Dakota Du S	MCM	1673	06/30/25	07/03/28	3.900%	250,630.95
CD	Morgan Stanley Bk C D	MCM	32992	09/08/25	09/10/30	3.850%	246,065.75
Total Certificates of Deposit							7,633,449.18
TOTAL INVESTMENTS							70,471,897.10

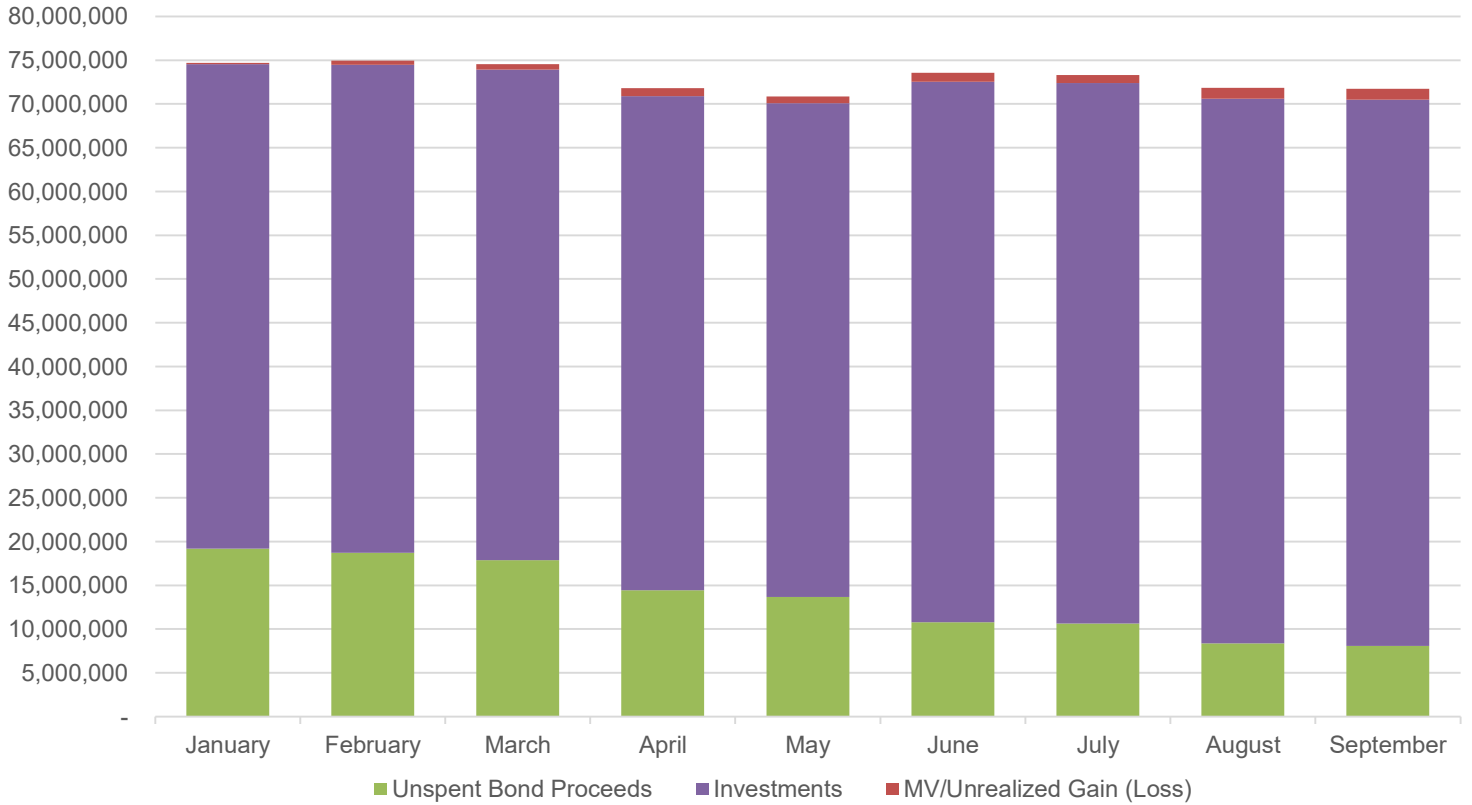
Cash and Investments by Maturity Date



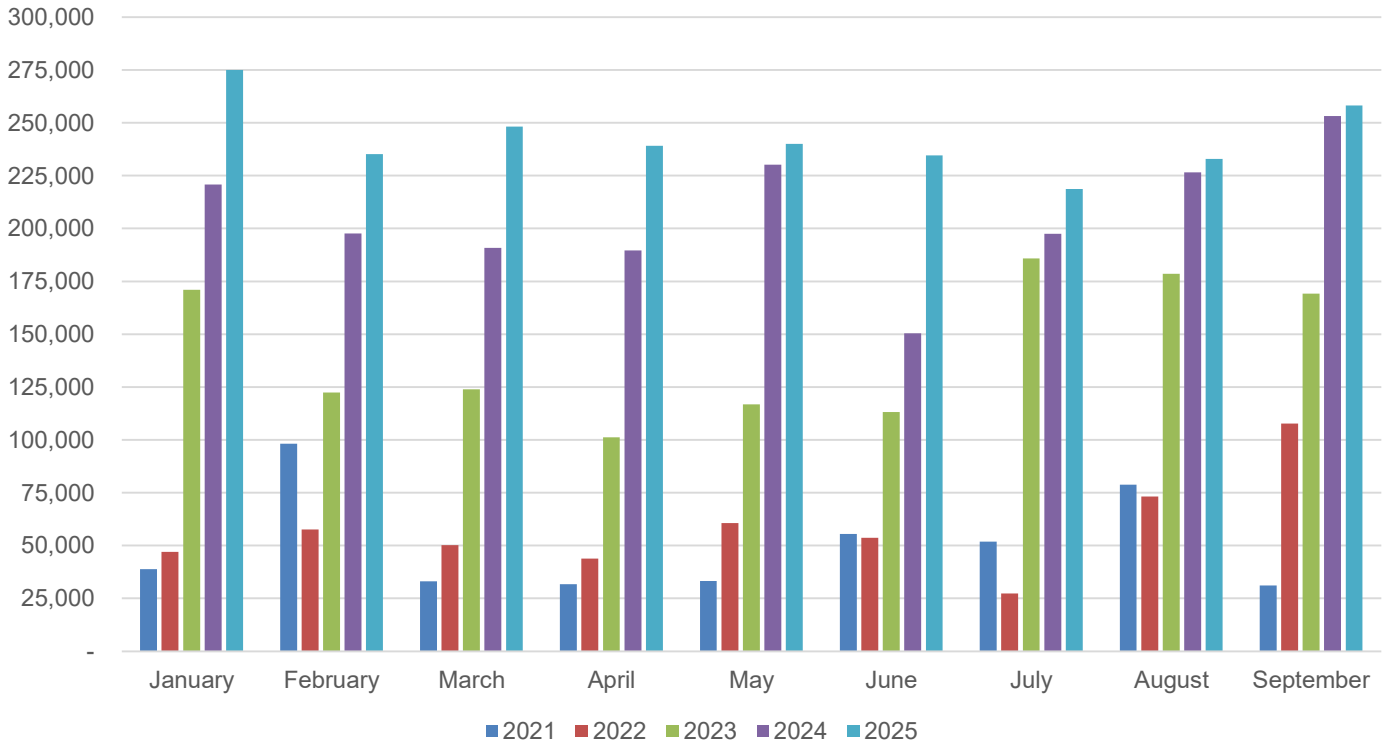
Investments by Type



Market Value of Investments



Interest Revenue



*27.82% or \$211,000 of Q1 interest revenue (January through March) is from unspent bond proceeds.

*22.97% or \$163,951 of Q2 interest revenue (April through June) is from unspent bond proceeds.

*15.93% or \$113,035 of Q3 interest revenue (July through September) is from unspent bond proceeds.

City of Rogers, Minnesota
General Fund Financial Report
For the Quarter-Ended September 30, 2025

	Audited 2024	Approved Budget 2025	YTD September 2025	Variance	% Collected or Expended
Revenue					
Taxes	\$ 10,141,856	\$ 11,104,495	\$ 6,060,939	\$ (5,043,556)	54.58% (1)
Licenses & Permits	3,192,738	1,875,360	1,829,258	(46,102)	97.54% (2)
Intergovernmental	873,166	781,893	380,442	(401,451)	48.66% (3)
Charges for Services	1,826,624	1,746,416	1,659,436	(86,980)	95.02% (4)
Fines & Forfeits	90,118	80,000	61,327	(18,673)	76.66%
Interest Earnings	450,887	150,000	163,047	13,047	108.70% (5)
Miscellaneous	862,535	524,050	341,371	(182,679)	65.14%
Total Revenues	<u>17,437,924</u>	<u>16,262,214</u>	<u>10,495,820</u>	<u>(5,766,394)</u>	
Expenditures					
General Government	3,905,785	3,809,657	2,729,718	2,886,520	71.65%
Public Safety	8,212,255	9,060,695	6,269,772	7,006,817	69.20%
Public Works	1,710,392	1,928,843	1,250,003	1,548,058	64.81% (6)
Culture & Recreation	1,653,436	1,768,019	1,210,437	1,419,523	68.46%
Total Expenditures	<u>15,481,868</u>	<u>16,567,214</u>	<u>11,459,930</u>	<u>12,860,918</u>	
Excess (Deficiency) or Revenues Over (Under) Expenditures	<u>1,956,056</u>	<u>(305,000)</u>	<u>(964,109)</u>	<u>(18,627,311)</u>	
Other Financing Sources (Uses)					
Operating Transfers In	225,000	225,000	-	(225,000)	0.00% (7)
Sale of Fixed Assets	10,090	-	4,396	4,396	N/A
Operating Transfers Out	(10,000)	-	-	-	N/A
Total Other Financing Sources (Uses)	<u>225,090</u>	<u>225,000</u>	<u>4,396</u>	<u>(220,604)</u>	
Net Change in Fund Balances	<u>\$ 2,181,146</u>	<u>\$ (80,000)</u>	<u>\$ (959,713)</u>	<u>\$ (18,847,915)</u>	

As of September 30, revenues and expenditures are expected to be at 75% of budgeted amounts. Variances greater or less than 10% from expected amounts are detailed below:

- (1) Tax collections do not occur evenly throughout the year. The first half tax settlement is typically received in June and July. The second half settlement is received in December.
- (2) Some licenses (alcohol and tobacco) are fully collected in the beginning of the year. In addition, the number of building permits as of quarter-end exceeds the budgeted amount. The City budgeted for 129 new single-family homes and has issued 142 permits. Comparatively, the City budgeted for 89 new townhomes and has issued 71 permits as of September 30. Other permits such as building, mechanical, fireplace, and yard waste are also nearing or are exceeding their budgeted revenues as of quarter-end.
- (3) Police and Fire State Aid account for a significant portion of intergovernmental revenues. These aid amounts were not distributed until October to the City.
- (4) Fire protection services are fully billed at the beginning of the year making this category ahead of budgeted projections. Administrative, development related and engineering fees, and recreation programming and equipment rentals are also tracking ahead of budget.
- (5) Interest income is allocated twice throughout the year based on average cash balances (in June and December). Variance from is largely due to conservative budgeting and higher than expected interest rates.
- (6) Public works expenditures are under budget due to lower costs through quarter-end for street repairs and maintenance activities, consisting of purchases for vehicle and mechanic equipment parts, tools and equipment, street signs and supplies. Additionally, public works had lower than expected costs for operational supplies, dust control, and contracted services through September 30.
- (7) Budgeted operating transfers are made at year-end.

City of Rogers, Minnesota
Economic Development Authority (EDA) Financial Report
For the Quarter-Ended September 30, 2025

	Audited 2024	Approved Budget 2025	YTD September 2025	Variance	% Collected or Expended
Revenue					
Taxes	\$ 280,000	\$ 320,000	\$ 160,000	\$ (160,000)	50.00% (1)
Charges for Services	-	-	5,000	5,000	N/A (2)
Interest Earnings	2,650	4,000	971	(3,029)	24.28% (3)
Miscellaneous	2,076	-	3,645	3,645	N/A
Total Revenues	<u>284,726</u>	<u>324,000</u>	<u>169,616</u>	<u>(154,384)</u>	
Expenditures					
Personal Services	20,516	57,434	38,791	(18,643)	67.54%
Other Services & Charges	242,753	163,000	125,046	(37,954)	76.72%
Total Expenditures	<u>263,269</u>	<u>220,434</u>	<u>163,837</u>	<u>(56,597)</u>	
Excess (Deficiency) or Revenues Over (Under) Expenditures	<u>21,457</u>	<u>103,566</u>	<u>5,780</u>	<u>(97,786)</u>	
Net Change in Fund Balances	<u>\$ 21,457</u>	<u>\$ 103,566</u>	<u>\$ 5,780</u>	<u>\$ (97,786)</u>	

As of September 30, revenues and expenditures are expected to be at 75% of budgeted amounts. Variances greater or less than 10% from expected amounts are detailed below:

- (1) Tax collections do not occur evenly throughout the year. The first half tax settlement is typically received in June and July. The second half settlement is received in December.
- (2) Greater than expected miscellaneous revenue is due to the receipt of application fees for a future City TIF district in September.
- (3) Interest is allocated in June and December based on average cash balance. The cash balance has decreased causing interest earnings to be lower than the budgeted amount.

City of Rogers, Minnesota
Rink 1 (Formally Rogers Activity Center (RAC)) Financial Report
For the Quarter-Ended September 30, 2025

	Audited 2024	Approved Budget 2025	YTD September 2025	Variance	% Collected or Expended
Revenue					
Taxes	\$ 255,904	\$ 254,907	\$ 127,454	\$ (127,454)	50.00% (1)
Charges for Services	722,832	623,500	358,120	(265,380)	57.44% (2)
Interest Earnings	108,092	20,000	38,453	18,453	192.27% (3)
Miscellaneous	38,804	20,200	3,533	(16,667)	17.49% (4)
Total Revenues	<u>1,125,632</u>	<u>918,607</u>	<u>527,560</u>	<u>(391,047)</u>	
Expenditures					
Personal Services	404,389	440,469	312,600	(127,869)	70.97%
Supplies	84,743	85,450	51,303	(34,147)	60.04% (4)
Other Services & Charges	232,478	248,375	148,522	(99,853)	59.80% (5)
Capital Outlay	108,063	166,809	9,781	(157,028)	5.86% (6)
Total Expenditures	<u>829,672</u>	<u>941,103</u>	<u>522,206</u>	<u>(418,897)</u>	
Excess (Deficiency) or Revenues Over (Under) Expenditures	<u>295,960</u>	<u>(22,496)</u>	<u>5,354</u>	<u>27,850</u>	
Other Financing Sources (Uses)					
Sale of Fixed Assets	550	-	347	347	N/A
Total Other Financing Sources (Uses)	<u>550</u>	<u>-</u>	<u>347</u>	<u>347</u>	
Net Change in Fund Balances	<u>\$ 296,510</u>	<u>\$ (22,496)</u>	<u>\$ 5,701</u>	<u>\$ 28,197</u>	

As of September 30, revenues and expenditures are expected to be at 75% of budgeted amounts. Variances greater or less than 10% from expected amounts are detailed below:

- (1) Tax collections do not occur evenly throughout the year. The first half tax settlement is typically received in June and July. The second half settlement is received in December.
- (2) Charges for services are received early and late in the year. Ice rental and admissions (nearly 70% of the budgeted charges for services) are at approximately 62% of budget before the hockey season has started.
- (3) Interest income is allocated twice throughout the year based on average cash balances (in June and December). Variance from is largely due to conservative budgeting and higher than expected interest rates.
- (4) Annual commitments from youth organizations were not received by quarter-end.
- (5) Facility utilities (electric, water/sewer, gas, trash disposal) are generally paid one-month behind. Additionally, equipment repairs and maintenance expenditures occur sporadically throughout the year, as needed, and both utilities and equipment maintenance costs are under budget as of September 30.
- (6) Building HVAC replacements are budgeted for 2025 and have not been purchased as of September 30.

City of Rogers, Minnesota
HealthPartners Fieldhouse Financial Report
For the Quarter-Ended September 30, 2025

	Audited 2024	Approved Budget 2025	YTD September 2025	Variance	% Collected or Expended
Revenue					
Charges for Services	\$ -	\$ 157,269	\$ -	\$ (157,269)	0.00% (1)
Interest Earnings	-	-	(14)	(14)	N/A (2)
Total Revenues	<u>-</u>	<u>157,269</u>	<u>(14)</u>	<u>(157,283)</u>	
Expenditures					
Personal Services	-	65,878	7,269	(58,609)	11.03% (1)
Supplies	-	16,200	4,743	(11,457)	29.28% (1)
Other Services & Charges	-	43,300	2,560	(40,740)	5.91% (1)
Total Expenditures	<u>-</u>	<u>125,378</u>	<u>14,573</u>	<u>(110,805)</u>	
Excess (Deficiency) or Revenues Over (Under) Expenditures	<u>-</u>	<u>31,891</u>	<u>(14,586)</u>	<u>(46,477)</u>	
Net Change in Fund Balances	<u>\$ -</u>	<u>\$ 31,891</u>	<u>\$ (14,586)</u>	<u>\$ (46,477)</u>	

As of September 30, revenues and expenditures are expected to be at 75% of budgeted amounts. Variances greater or less than 10% from expected amounts are detailed below:

- (1) Effective for the 2025 budget and as of September 30, the HealthPartners Fieldhouse is not yet operational and, therefore, budget to actual variances are to be expected.
- (2) Interest is allocated in June and December based on average cash balance. The HealthPartners Fieldhouse was still in a start-up stage as of quarter-end, and interest earnings were not budgeted.

City of Rogers, Minnesota
Water Utility Fund Financial Report
For the Quarter-Ended September 30, 2025

	Audited 2024	Approved Budget 2025	YTD September 2025	Variance	% Collected or Expended
Operating Revenues					
Charges for Services	\$ 2,412,394	\$ 2,360,150	\$ 2,426,721	\$ 66,571	102.82% (1)
Miscellaneous	78,257	5,000	2,707	(2,293)	54.14% (2)
Total Operating Revenues	<u>2,490,651</u>	<u>2,365,150</u>	<u>2,429,427</u>	<u>64,277</u>	
Operating Expenses					
Personal Services	720,883	778,100	506,585	(271,515)	65.11%
Supplies	415,273	267,900	371,301	103,401	138.60% (3)
Other Services & Charges	491,084	617,950	457,847	(160,103)	74.09%
Depreciation	559,836	590,000	-	(590,000)	0.00% (4)
Total Expenditures	<u>2,187,075</u>	<u>2,253,950</u>	<u>1,335,733</u>	<u>(918,217)</u>	
Operating Income (Loss)	<u>303,576</u>	<u>111,200</u>	<u>1,093,694</u>	<u>982,494</u>	
Nonoperating Revenues (Expenses)					
Income on Investments	303,628	130,000	105,484	(24,516)	81.14%
Gain on Sale of Capital Assets	2,038	-	-	-	N/A
Interest Expense	(66,239)	(70,698)	(65,142)	5,556	92.14% (5)
Total Nonoperating Revenues (Expenses)	<u>239,428</u>	<u>59,302</u>	<u>40,342</u>	<u>(18,960)</u>	
Income (Loss) Before Contributions and Transfers	543,004	170,502	1,134,037	963,535	
Contributions from Developers	1,306,502	1,155,000	-	(1,155,000)	0.00% (4)
Transfers In	201,813	134,953	159,519	24,566	118.20% (6)
Change in Net Position	<u>\$ 2,051,319</u>	<u>\$ 1,460,455</u>	<u>\$ 1,293,555</u>	<u>\$ (166,900)</u>	

As of September 30, revenues and expenditures are expected to be at 75% of budgeted amounts. Variances greater or less than 10% from expected amounts are detailed below:

- (1) Charges for services is higher than budgeted due to a number of factors including increased water meter sales and basic charges resulting from new residential developments throughout the City.
- (2) Refunds and reimbursements are received periodically throughout the year. Fewer than expected reimbursements have been recorded as of September 30.
- (3) Supplies are purchased sporadically and as needed throughout the year. However, chemicals and water meter purchases through September 30 have exceeded budgeted amounts. Greater than budgeted water meter purchases are due to the replenishment of stock and related development activity City-wide in 2025.
- (4) Capital related items are adjusted at year-end when capital asset activity is recorded for the audit.
- (5) Debt payments are not made evenly throughout the year. Only one interest payment is left for 2025 (2012A Ground Storage bonds), which will be paid in December.
- (6) Operating transfers are primarily budgeted for the 2012A Ground Storage bond payments in June and December, with additional transfers made to reimburse eligible project costs from 2021A bond proceeds during the year.

City of Rogers, Minnesota
Sewer Utility Fund Financial Report
For the Quarter-Ended September 30, 2025

	Audited 2024	Approved Budget 2025	YTD September 2025	Variance	% Collected or Expended
Operating Revenues					
Charges for Services	\$ 3,014,012	\$ 2,819,400	\$ 2,483,917	\$ (335,483)	88.10% (1)
Miscellaneous	75,562	-	-	-	N/A
Total Operating Revenues	<u>3,089,574</u>	<u>2,819,400</u>	<u>2,483,917</u>	<u>(335,483)</u>	
Operating Expenses					
Personal Services	640,609	726,500	468,431	(258,069)	64.48% (2)
Supplies	18,832	28,500	11,429	(17,071)	40.10% (3)
Other Services & Charges	1,509,103	1,531,908	1,348,184	(183,724)	88.01% (4)
Depreciation	458,233	460,000	-	(460,000)	0.00% (5)
Total Expenditures	<u>2,626,776</u>	<u>2,746,908</u>	<u>1,828,043</u>	<u>(918,865)</u>	
Operating Income (Loss)	<u>462,798</u>	<u>72,492</u>	<u>655,874</u>	<u>583,382</u>	
Nonoperating Revenues (Expenses)					
Income on Investments	119,354	45,000	48,298	3,298	107.33% (6)
Gain on Sale of Capital Assets	2,038	-	-	-	N/A
Total Nonoperating Revenues (Expenses)	<u>121,392</u>	<u>45,000</u>	<u>48,298</u>	<u>3,298</u>	
Income (Loss) Before Contributions and Transfers	584,190	117,492	704,171	586,679	
Contributions from Developers	1,537,461	1,302,000	-	(1,302,000)	0.00% (5)
Contributions from Other Funds	252,634	-	-	-	N/A
Change in Net Position	<u>\$ 2,374,285</u>	<u>\$ 1,419,492</u>	<u>\$ 704,171</u>	<u>\$ (715,321)</u>	

As of September 30, revenues and expenditures are expected to be at 75% of budgeted amounts. Variances greater or less than 10% from expected amounts are detailed below:

- (1) Charges for services varies with the number of homes receiving City services. Variance is due to the growth in residential developments throughout the City as well as greater than budgeted commercial usage through the quarter-end.
- (2) Personal Services include employee wages, insurance, and mandated contributions. The lower than budgeted expenses are due to staffing changes within the department.
- (3) Supplies are purchased sporadically throughout the year, as needed. Variance from budget is due to fewer expenses than budgeted for tools and equipment, computer and other maintenance and operational supplies. Additionally, fuel is allocated at year-end.
- (4) Other services and charges consist of purchases that occur periodically throughout the year. Variance from budget is due to greater costs than budgeted due to equipment maintenance expenses and Met Council sewer service charges often billed one-month ahead.
- (5) Capital related items are adjusted at year-end when capital asset activity is recorded for the audit.
- (6) Interest income is allocated twice throughout the year based on average cash balances (in June and December). Variance from budget is largely due to conservative budgeting and higher than expected interest rates.

City of Rogers, Minnesota
Storm Sewer Utility Fund Financial Report
For the Quarter-Ended September 30, 2025

	Audited 2024	Approved Budget 2025	YTD September 2025	Variance	% Collected or Expended
Operating Revenues					
Charges for Services	\$ 754,453	\$ 747,800	\$ 588,776	\$ (159,024)	78.73%
Miscellaneous	57,891	5,000	17,429	12,429	348.58% (1)
Total Operating Revenues	<u>812,344</u>	<u>752,800</u>	<u>606,206</u>	<u>(146,594)</u>	
Operating Expenses					
Personal Services	184,659	262,575	186,587	(75,988)	71.06%
Supplies	9,252	14,100	5,727	(8,373)	40.61% (2)
Other Services & Charges	171,416	160,935	124,836	(36,099)	77.57%
Depreciation	297,305	300,000	-	(300,000)	0.00% (3)
Total Expenditures	<u>662,632</u>	<u>737,610</u>	<u>317,150</u>	<u>(420,460)</u>	
Operating Income (Loss)	<u>149,711</u>	<u>15,190</u>	<u>289,056</u>	<u>273,866</u>	
Nonoperating Revenues (Expenses)					
Income on Investments	130,974	50,000	42,752	(7,248)	85.50% (4)
Gain on Sale of Capital Assets	2,038	-	-	-	N/A
Total Nonoperating Revenues (Expenses)	<u>133,012</u>	<u>50,000</u>	<u>42,752</u>	<u>(7,248)</u>	
Income (Loss) Before Contributions and Transfers	282,723	65,190	331,808	266,618	
Contributions from Developers	924,962	1,769,000	-	(1,769,000)	0.00% (3)
Contributions from Other Funds	264,021	-	-	-	N/A
Change in Net Position	<u>\$ 1,471,706</u>	<u>\$ 1,834,190</u>	<u>\$ 331,808</u>	<u>\$ (1,502,382)</u>	

As of September 30, revenues and expenditures are expected to be at 75% of budgeted amounts. Variances greater or less than 10% from expected amounts are detailed below:

- (1) Refunds and reimbursements are received periodically throughout the year. Current quarter amounts relate to reimbursements for escrow related activities.
- (2) Supplies are purchased sporadically throughout the year, as needed. Variance from budget is due to fewer expenses than budgeted for tools and equipment and other asset maintenance supplies. Additionally, fuel is allocated at year-end.
- (3) Capital related items are adjusted at year-end when capital asset activity is recorded for the audit.
- (4) Interest income is allocated twice throughout the year based on average cash balances (in June and December). Variance from is largely due to conservative budgeting and higher than expected interest rates.

City of Rogers, Minnesota
Liquor Fund Financial Report
For the Quarter-Ended September 30, 2025

	Audited 2024	Approved Budget 2025	YTD September 2025	Variance	% Collected or Expended
Rogers Wines and Spirits (RWAS)					
Operating Revenues					
Sales	\$ 4,210,641	\$ 4,301,500	\$ 3,037,761	\$ (1,263,739)	70.62%
Cost of Sales	(2,956,151)	(3,069,500)	(2,021,723)	1,047,777	65.86%
Gross Profit	<u>1,254,489</u>	<u>1,232,000</u>	<u>1,016,037</u>	<u>(215,963)</u>	
Operating Expenses					
Personal Services	665,784	754,395	609,051	(145,344)	80.73%
Supplies	11,811	19,500	15,399	(4,101)	78.97%
Other Services & Charges	263,761	197,220	148,166	(49,054)	75.13%
Depreciation	22,867	25,000	-	(25,000)	0.00% (1)
Total Expenditures	<u>964,222</u>	<u>996,115</u>	<u>772,617</u>	<u>(223,498)</u>	
Operating Income (Loss) - RWAS	<u>290,267</u>	<u>235,885</u>	<u>243,421</u>	<u>7,536</u>	
Muni (2024) & Event Center (2025)					
Operating Revenues					
Sales	454,838	100,000	26,288	(73,712)	26.29% (2)
Cost of Sales	(148,924)	(35,000)	(1,557)	33,443	4.45% (2)
Gross Profit	<u>305,913</u>	<u>65,000</u>	<u>24,730</u>	<u>(40,270)</u>	
Operating Expenses					
Personal Services	299,736	53,559	22,278	(31,281)	41.60% (2)
Supplies	10,714	-	2,801	2,801	100.00% (2)
Other Services & Charges	118,769	-	4,976	4,976	100.00% (2)
Depreciation	3,889	-	-	-	N/A (1)
Total Expenditures	<u>433,108</u>	<u>53,559</u>	<u>30,054</u>	<u>(23,505)</u>	
Operating Income (Loss) - Muni/Event Center	<u>(127,194)</u>	<u>11,441</u>	<u>(5,324)</u>	<u>(16,765)</u>	
Nonoperating Revenues (Expenses)					
Income on Investments	77,353	30,000	61,703	31,703	205.68% (3)
Gain on Sale of Capital Assets	1,043,458	-	260	260	100.00% (1)
Other Income	46,029	300	5,850	5,550	1950.11% (4)
Total Nonoperating Revenues (Expenses)	<u>1,166,840</u>	<u>30,300</u>	<u>67,813</u>	<u>37,513</u>	
Income (Loss) Before Contributions and Transfers	1,329,913	277,626	305,910	28,284	
Transfers Out	<u>(241,359)</u>	<u>(225,000)</u>	<u>-</u>	<u>225,000</u>	0.00% (5)
Change in Net Position	<u>\$ 1,088,554</u>	<u>\$ 52,626</u>	<u>\$ 305,910</u>	<u>\$ 253,284</u>	

As of September 30, revenues and expenditures are expected to be at 75% of budgeted amounts. Variances greater or less than 10% from expected amounts are detailed below:

- (1) Capital related items are adjusted at year-end when capital asset activity is recorded for the audit.
- (2) Effective for the 2025 budget, the Event Center was included for budgetary purposes for the hosting of events that involved on-sale liquor sales. Due to limited data available during the prior year budgeting process, current year budgeted amounts were determined to be over-estimated compared to the actual revenue and expense observed at the Event Center during the year. Such results will be reviewed as part of the annual budgeting process for the upcoming year.
- (3) The Liquor Fund has its own checking account. Interest earned is only on that account and pays interest on the interfund loan balance with the General Fund. Interest rates remain elevated compared to the historical average.
- (4) Event Center staff time reimbursements are higher than expected as of September 30.
- (5) Budgeted operating transfers to the General Fund made at year-end.



STAFF REPORT
ROGERS CITY COUNCIL

Meeting Date: November 25, 2025

Agenda Item: 9.2

Subject: 2025/2026 Council State Goalsetting Workplan Updated 11/25/2025

Prepared By: Steve Stahmer, City Administrator

Recommended Council Action

Overview / Background / Analysis

An updated 2025/2027 Council/Staff Goalsetting Workplan is attached, including 2026 budget impacts.

Staff Recommendation

Financial Impact:

Source Fund:

Budgeted?

Supporting Documentation

A. Goalsetting Work Plan 2025-2026, Update For Council 11252025



Council Staff Goalsetting 2025/2026

Goal Work Plan By Tier: Updated 11/25/2025

Goal	Primary Responsible Party/Dept.	Anticipated Timeline	Notes	2026 Budget Impact? (Est. Source/Source Fund)
Tier 1 Goals				
Enterprise Resource Planning Software	Finance/Fire/Building	Selection/purchase Q3/Q4 2025, Implementation Q1 2026	<p>Staff is reviewing additional options.</p> <p>System evaluations continue, plan review, permitting and asset management placed on higher priority than finance software. Reviews will conclude 11/4/2025, and a recommendation will be made to the city council.</p>	<p>Put on hold/reconsidering approach.</p> <p>Anticipated to move forward within 2025 – for permitting, plan review, and asset management if a standalone product can be identified. Building, fire, and CED staff are hopeful to have this in place for the busy construction season of 2026.</p> <p>ERP or stand-alone software by function/department, TBD</p>
Levy Smoothing, Capital Debt Prep	Admin/Finance/all departments/Council through budget/CIP process	Annual budget/levy cycle (including major facility planning)	<p>Prep for campus/major facilities debt levies, facility operation/maintenance, and staffing growth.</p> <p>Anticipated need for FD duty crew in coming years – SAFER grant options, should be discussed.</p>	Facility Capital Reserved increased from \$500k/year to \$700k for 2026, to help phase in debt service levy for capital facilities, etc.

Continue to Improve Communications with Residents	All Departments w/ Comms assistance	Ongoing	Newsletter, social media, special outreach. Fire continues to build a social media presence through its Facebook page. Motorola Rave platform should be rolled out in November of 2025, to residents, to allow timely communication for emergency events. Training on WEA and other county ran emergency alerts anticipated Q4 2025/Q1 2026 for FD/PD command staff. 1 tornado siren added.	Ongoing
Citywide Code/Commercial Property Enforcement & City Properties	Comm Development/Code Enforcement (PD)/Fire	Review and recommendation of maintenance codes, business registration, 2025	Commercial property maintenance code, change of business reporting, development agreement elements. Fire continues to complete annual business inspections. Through September 94 annual business inspections have been completed, and 57 Hazmat permits/inspections.	Full-time CSO included in 2026 budget @ \$89k for 2026 (\$118k for full year)
Join North Metro Training Range/Facility	Police	Joint Powers Agreement approved 6/24/25	Council approved 6/2025. Start date as member: 1/1/26.	We will begin our membership on 1/1/26
SCADA System Replacement	Public Works/IS	RFP Q4 2025, Implementation 1 st half 2026	Water/Sewer monitoring system. In CIP for 2026. Developing Request for Proposal (RFP).	\$250,000 cost (utility funds)
Tier 2 Goals				
Mission Statement/Visioning Process	Admin/all departments/Council	Workshop timing TBD		Needs to be a scheduled work session item in 2026
Focus on Restaurants as Destinations	Community Development/ED	Ongoing	Ripple Effect, The Block, Ray J's, sale of City lot (adjacent to Maynard's). Rooted in Rogers video series used to highlight restaurants within the community. Continued work with	

			local brokers to attract additional restaurant users. Old Wells Fargo “fast casual” users pending.	
Hire PD Deputy Chief	Police/HR	First half-2026	Position to oversee Patrol and Services division.	Included in 2026 levy @ \$239k
Hire City Hall Admin Assistant to make Permit Tech Dedicated	Admin/CD/Fire	Q1 2026	Redraft Permit Tech description and reclassify incumbent, hire dedicated administrative asst position. Promotion has been approved and occurred, administrative assistant position interviews scheduled.	Hire approved 11/13. \$104k for 2026
Historical Society Partnerships	Admin, Park/Rec	As appropriate/ opportunities	Coordination w/ Hassan Hist. Society.	Should have pricing for signs soon.
Advocate for Local Control of EMS	Fire/Admin	Ongoing	Advocacy and support of legislation. The MEDS Task Force continues to meet – working with North to grant further PT care variances, ensure timely response to transport. Of note, since the North Contract was discontinued we now throughout most of the day and large portions of evening have a truck staged at the Rogers Fire Station – which was not occurring prior. This is due to North changing their deployment model to include Rogers as a staged location.	
I94/TH101 Interchange	Public Works	Ongoing	Pursuing MnDOT support of project given bridge structure condition. Discussed with Transportation Task Force on 10/6/2025. Direction to request meeting with MnDOT and City Council. Possibly leverage funding for a more detailed study led by MnDOT. Consider possible pedestrian improvements.	\$9,300,000 total project cost, pending MNDOT bridge deck/loading discussion.

RWAS Retaining Wall Repair, Signage	Liquor/Public Works	2025/2026 construction	Options under evaluation, complicated by utilities which drives cost. Signage quotes obtained. Discussed at Liquor Commission on 10/22/2025. Sign quote includes removing 3 sign and adding 2 new signs with new logo. Quote also includes painting EIFS to a darker color.	\$420,000 est.in 2018. Moving foward with both signage and wall Signage project should cost approx \$42,000 for a spring install.
Fire Station #1 Remodel/Space	Fire/Public Works	Construction Q3/Q4 2025	Office space addition to Comm. Room “dance floor” area. Fire continues to manage and move this project forward. All contracts have been signed, with a bulk of the construction and modifications set to be completed November 10 – December 5 th . Collaboration has continued to minimize impacts to senior programming as much as possible.	\$1,000,000 to be used from Fire Station #2 bond proceeds by January 21
Tier 3 Goals				
Salary Survey	Admin/Finance	2026		Not budgeted for 2026, poss. 2027?
School Resource Officer Contract Negotiations/Add SRO ('28)	PD/Admin/Finance	2027	2 yr contract completed, approved by Council 6/2025. Intent is to work with school to add a 3 rd SRO (50/50 split) in the next contract for 2028.	School district is aware of our intent to negotiate this during our next negotiations in mid-2027.
Hire PD Patrol Sergeant	PD/HR	Q1/Q2 2026	Hire 5 th Sgt to work toward goal of 24/7 patrol supervisor coverage (6 ultimately needed).	Included in 2026 budget @ \$49k. \$196k for full year)
Hire Turf Facility Supervisor/Promote Ice Supervisor	Park & Rec/HR	Q3 2025	In process, interviews complete 7/2025	Non-Levy dollars full year salary of \$90,49: done/hired
Boyer Property Condition/Cleanup Site	Public Works/CD	2025	Proposals to be obtained Q3 2025. Awaiting response from contractors for clean-up efforts.	
Pursue Civic Campus Milestones- Pros/Cons of Phasing	Public Works/ Admin/Police/Other	In progress	Leo Daly Architects chosen for final design, in process. Council approved design	\$40,500,000, first bond payment expected in2028. In process

			development and CM@R RFP on 10/14/2025. RFP will be issued 10/24/2025.	
Building Inspections Staffing Needs	Building/Admin/HR	2026	<p>Potential 2nd FT Inspector pending workload; Dedicated Permit Tech in conjunction with City Hall Admin position addition above.</p> <p>Strong potential for the need of additional full-time building inspector in 2027 – work will need to continue quickly on new software to see what efficiencies can be gained. Current recommendation to continue evaluation – but more in office presence is needed for plan review consistency and timeliness.</p>	Permit Tech/Admin Assistant promotion to Senior Permit Technician is done and new Admin Assistant hire beginning 11/24/2025.
Therapy Dog, PD	PD	First half 2026	To be used internally for staff as well as residents, as appropriate, managed by wellness coordinator.	Exploring cost effective options as presented by MHWC Ashley Gardas.
Other Goals				
Hire Park and Rec Admin Assistant	Park and Rec/ Admin/HR	2025/2026	Scheduling, billing, separation of duties.	Approved for 2026 budget @ \$27k impact to General Fund (25% General Fund).
Continue Mayor's Newsletter Columns	Comms/Mayor	Ongoing		
Evaluate FT Fire Staffing vs. Future Station #3 Addition	Fire/Admin/HR	Admin	Current recommendation would be to adjust staffing plan to bring on 24/7 duty crew coverage in the coming 3 - 5 years to address call numbers, rather than begin planning for a 3 rd station requiring additional apparatus, equipment, etc.	<p>Budget for 2027 grant writer to pursue Safer Grant – which would provide 3 years of no to minimal cost match from the city – depending on waivers granted in that fiscal year.</p> <p>Anticipated that Otsego contract will not end in 2027 as previously discussed. Corcoran contract is scheduled to continue – as the fire facility has been decreased in the city priority list.</p>

Leverage Econ Development/Façade Grant Dollars Most Effectively	Community Development/ED	Ongoing	2026 budget reflects special programs and initiatives for funding source that can be utilized for facade improvement and/or new programming.	Ongoing
Fire Paid On Call Wages/Pension Increase	Fire/Admin/HR	Multi-year progression	Recommending a pension increase of this year, due to percent funded – will be less than anticipated. Will begin to look for a longevity based pay benefit for paid-on-call members to be implemented in 2027.	No 2025 impact – will impact 2026 and future potentially. Moving forward in years, the city contribution should be targeted to be completed in Q1 so it is accurately reflected in the percent funded document.
Economic Development Focus on Existing Businesses	Community Development/ED	Ongoing	Rooted in Rogers and Rooted Rec video series ongoing. Other existing businesses within the community have been contacting staff to see if they can be highlighted. BRE visits continuing	Ongoing
Begin 2050 Comp Plan Process/Consultant Selection	Community Development/Planning	2025/2026	Planning budget includes funding for a consultant. Staff plan to bring forward an RFP in Jan 2026.	Q1 2026
RWAS Stucco/Signage	Liquor/Public Works	Spring 2026	Quotes received	\$40-\$50k est. (see above)
Post Planning Commission Audio on Website/Handicapped Accessible	Comms/IS/Admin	2025/Early 2026	Fire has ensured – appropriate ADA compliance for hearing impaired individuals in new technology package for ‘community room’ - currently we are not displaying the required signage for ADA compliance – which will be corrected during construction.	
Franchise Fee Increases, Discuss Alternative Revenues,/Approach	Finance/Admin/Public Works	2026 Budget Process	Ordinances are being updated and will be sent to Utility companies late 2025 with approval of ordinances by Council requested early 2026.	Additional revenue for pavement management is anticipated to start in 2026; however, exactly timing is unknown.
Assumed Givens/Previous Consensus Goals Carrying Forward				
Civic Campus Planning/Construction			Leo Daly Architects chosen for final design, in process. Council approved design development and CM@R RFP on 10/14/2025. RFP will be issued 10/24/202	\$40,500,000 current estimate

Water Tower Reconditioning			In CIP for 2027. Developing Request for Proposal (RFP) for engineering services.	\$1,600,000 (utility funds)