AGENDA

Rogers City Council

August 13, 2026 - 6:00 PM

1. CALL TO ORDER AND PLEDGE OF ALLEGIANCE

2. OPEN FORUM

Individuals may address the Council about any item not contained on the regular agenda. A maximum of 10 minutes is allocated for the Forum. If the full 10 minutes are not needed for the Forum, the Mayor will continue with the agenda. If additional time is needed for the Forum, the Council will continue the Forum following Other Business on the agenda. The Council will take no official action on items discussed at the Forum, with the exception of referral to staff or Commission for future report.

3. PRESENTATIONS

4. APPROVE AGENDA

Council members may add items to the agenda for discussion purposes or staff direction only. The Council will not normally take official action on items added to the agenda.

5. CONSENT AGENDA

These items are considered to be routine and will be enacted by one motion. There will be no separate discussion of these items unless a Councilmember so requests, in which event the item will be removed from the Consent Agenda and placed elsewhere on the agenda.

5.1 Approval of the July 28, 2026 Council Work Session Minutes and the July 28, 2026 City Council Meeting Minutes

5.2 Approval of Bills and Claims

5.3 Approval of Application for Gambling Exempt Permit for Mary Queen of Peace Catholic Church

5.4 Resolution No 2026-74, A Resolution Canvassing the 2026 Primary Election

5.5 Acceptance of a Donation from Rogers Otsego Youth Baseball for Portable Pitching Mounds via Resolution No. 2026-73 and Approval for Staff to Purchase Mounds

5.6 Call for Budget Workshop: Setting a Workshop of the City Council for August

25, 2026, at 5:00 p.m. at the Rogers Community Room, 21201 Memorial Drive, Rogers, MN

5.7 Approve Change Order No. 1 for Rogers Activity Center (RAC) Expansion, City Project No. 2406

5.8 Approve Amendment to the Professional Services Agreement with WSB & Associates for Fletcher Bypass, City Project No. 1409

5.9 Authorization to Proceed with Concession Stand Fire-Damage Repairs and Equipment Replacement

5.10 Approval of Resolution 2026-61 Accepting Street Improvements for Continual Maintenance and Authorizing Letter of Credit Release for Skye Meadows 3rd Addition

5.11 Approval of an Early Grading Agreement with Cloutier Properties for the Rogers Drive Retail Center at 21355 136th Avenue

5.12 Acceptance of a Livable Communities Grant from the Metropolitan Council and a Professional Services Agreement with Stantec Related to a Housing Study

5.13 Approval of Resolution 2026-76 Harvest View 1st Addition Letter of Credit Release

5.14 Approval of Resolution 2026-77 Reducing the Letter of Credit for Fox Creek 3rd Addition

6. PUBLIC HEARINGS

7. GENERAL BUSINESS

7.1 Consider Amendments to City Code and Zoning Code related to the Keeping of Animals and Backyard Chickens

8. OTHER BUSINESS

9. CORRESPONDENCE AND REPORTS

9.1 Second Quarter 2026 Financial Reports

9.2 Council-Staff Goalsetting 2026/2027, Report and Work Plan

10. ADJOURN

STAFF REPORT **Meeting Date**: August 13, 2026

ROGERS CITY COUNCIL **Agenda Item**: 5.1

Subject: Approval of the July 28, 2026 Council Work Session Minutes and the July 28, 2026 City Council Meeting Minutes
Prepared By: Stacie Brown, City Clerk

Recommended Council Action
Motion to approve the July 28, 2026 Council Work Session Minutes and the July 28, 2026 City Council Meeting Minutes.

Overview / Background / Analysis

Staff Recommendation
Motion to approve the July 28, 2026 Council Work Session Minutes and the July 28, 2026 City Council Meeting Minutes.

Financial Impact: **Source Fund**:

Budgeted?

Supporting Documentation
A. 07282026min work session
B. 07282026min

City of Rogers
City Council Work Session Minutes
July 28, 2026

1. CALL TO ORDER

The Budget Work Session of the City Council of the City of Rogers was called to order by Mayor Klick on Tuesday, July 28, 2026, at 5:30 PM at Rogers Community Room, 21201 Memorial Drive, Rogers, MN, 55374 and online in the Teams application.

Council present: Shannon Klick, Kevin Jullie, Mark Eiden, Amy Enga, Joel Brockman Council excused: None

Staff present: Steve Stahmer, Administrator; Stacy Scharber, Assistant City Administrator/HR Director; Bridget Bruska, Finance Director; Dan Wills, Chief of Police; Patrick Farrens, Fire Chief; Doran Cote, Public Works Director/City Engineer; Mike Bauer, Parks and Recreation Director; Brett Angell, Community Development Director; and Stacie Brown, City Clerk.

2. GENERAL BUSINESS

2.1 Budget Work Session

1. Review 2026
2. 2027 Assessed Values
3. 2027 Property Tax Levy - What to Expect
4. Council Discussion and Direction

Finance Director opened the budget work session with a review of 2025 property tax rates, noting that Rogers is very close to average for Hennepin County cities. She explained that the decertification of the Graco TIF district contributed to a lower-than-expected tax rate. Levy increases across cities ranged from 5% to over 10%, with Rogers at 9.82%, reflecting broader inflation and staffing pressures.

Bruska noted that residential properties now exceed 50% of the tax base for the first time, with an 8% increase in residential tax capacity driven by new construction and value growth. The median home value increased by about 2.5%. She reviewed notable factors for the 2027 budget:

- Building permit and development revenues are expected to remain stable.
- Loss of the Otsego fire contract revenue (~$260,000) as Otsego starts its own department.
- One-time fund balance use in 2026 ($375,000) must be replaced in 2027.
- Civic Campus project bond will require an interest-only payment in 2027, earlier than planned.
- No planned elections in 2027, but possible unbudgeted costs if one occurs.
- Equipment loan ($740,000) added to levy, as anticipated.

- Payroll remains the largest expense, with a 4% COLA included for 2027.

Assistant Administrator/HR Director Scharber reviewed benefits and staffing updates:

- Health insurance rates will increase 14% due to poor claims experience; HSA contributions will be adjusted to soften impact.
- Paid Family Medical Leave rate will be locked at 0.79% until 2028.
- Draft pay structure realigned to market, passes pay equity; compensation study recommended in coming years.
- About 6.5 FTEs are requested for 2027, including roles in Administration, Building, Finance, Fire, IT, Parks and Recreation, and Police.
- Several positions are mid-year hires or reclassifications, and department heads will present details at the August workshop.
- Current staffing: 99 full-time employees.

Staff and the Council discussed operational factors related to the budget, including:

- Comparison between in-house and consultant Building Inspectors, with in-house seen as cost-effective.
- Rental licensing program proposed, with anticipated future revenue.
- Police and Fire departments discussed staffing challenges, overtime, and paid leave impacts; overtime budgets are increasing to cover shortages.
- Fire department payroll is managed separately due to unique software and operational needs; transition to full-time staff is a regional trend.
- Data on service calls and staffing trends will be presented at the next workshop.

Bruska reviewed the budget calendar, including a longer budget work session scheduled for August 10th. Following that meeting, a Preliminary Levy discussion is planned for late August, with a goal to set the preliminary levy in early September. Capital items, the fee schedule, and enterprise budgets will be reviewed after Preliminary Levy discussions.

3. ADJOURN

Mayor Klick adjourned the meeting at 6:45 p.m.

Respectfully submitted,

Stacie Brown
City Clerk

1. CALL TO ORDER AND PLEDGE OF ALLEGIANCE

The regular meeting of the City Council of the City of Rogers was called to order by Mayor Klick on Tuesday, July 28, 2026, at 7:00 PM at Rogers Community Room, 21201 Memorial Drive, Rogers, MN, 55374 and online in the Teams application.

Council present: Shannon Klick, Kevin Jullie, Mark Eiden, Amy Enga, Joel Brockman
Council excused: None

Staff present: Steve Stahmer, Administrator; Stacy Scharber, Assistant City Administrator/HR Director; Bridget Bruska, Finance Director; Dan Wills, Chief of Police; Patrick Farrens, Fire Chief; Doran Cote, Public Works Director/City Engineer; Mike Bauer, Parks and Recreation Director; Brett Angell, Community Development Director; Jason Greninger, IS Director; Bob Vose, City Attorney; and Stacie Brown, City Clerk.

2. OPEN FORUM

Paul Millslagle of Americlad, LLC, 21925 Industrial Blvd, Rogers - shared that his metal fabrication business in Rogers submitted a bid for the new Civic Campus project and was notified they were not the apparent low bidder. He stated that the apparent low bidder is not using the specified materials for the building. Mr. Millslagle said that he wanted to make the Council aware, and his company would like to be part of the project.

Mayor Klick thanked him for his comments.

Ashie Wahba – 13475 Red Fox Road; read a statement related to a property formerly owned by the City at 12901 Main Street. He stated that he was speaking on behalf of W&W LLC, regarding negotiations over an easement which involved an additional developer.

Mr. Wahba stated that they trusted the City through the negotiations and had information in writing in multiple emails as well as the purchase agreement. He added that after incurring a lot of legal expenses, the City and developer elected to cut W & W out of the negotiations to fulfill their previous agreed-upon terms and conditions.

Mr. Wahba stated that the City sold the property to the developer and thought the legal obligation to W&W on the easement that were entitled to would go away after closing. He said that at this point, they had no choice but to sue the city.

Mr. Wahba stated that the five elected officials hid behind the legal procedures and did not ask or seek the appropriate information and stuck to what they were being told. Mr. Wahba noted the cost of this lawsuit to taxpayers.

In closing, Mr. Wahba thanked Council Member Jullie and former Council Member Bruce Gorecki for interjecting to find a resolution outside of court. He also stated his concerns over City leadership and transparency, referring to the purchase of the Boyer property and pending approval of the City Hall & Police Department campus.

3. PRESENTATIONS

None.

4. APPROVE AGENDA

Councilor Brockman moved, Councilor Enga seconded a motion to approve the agenda as submitted. Motion carried 5-0.

5. CONSENT AGENDA

5.1 Approval of July 14, 2026 City Council Meeting Minutes
5.2 Approval of Bills and Claims
5.3 Setting the August 3rd Planning Commission Meeting as a Joint Planning Commission and City Council Meeting for Discussion on the 2050 Comprehensive Plan
5.4 Setting August 25th, 2026 at 4:00 PM as the Appeal Hearing Date for the Revocation of the Conditional Use Permit for the Property at 20775 Territorial Road (Lloyds Cylinder Head Repair)
5.5 Items Related to Brockton Meadows Townhomes Association
- Approve Agreement Regarding Transfer of Certain Improvements Between Homeowner's Association and City of Rogers - Brockton Meadows Townhomes Association
- Accept Permanent Street Easement on Prairieview Drive from Savanna Drive to 770' East of Savanna Drive

5.6 Approval of MnDOT Permits to Construct for TH 101 Pavement Rehabilitation, City Project No. 2611
5.7 Approval of a Drainage and Utility, Trail, Sidewalk, and Signage Easement for Lots 1–2, Block 1, Asguard Addition
5.8 Approval of Resolutions Decertifying Tax Increment Financing Districts No. 12, 14, and 15
- Resolution 2026-70 Decertifying TIF District No. 12
- Resolution 2026-71 Decertifying TIF District No. 14
- Resolution 2026-72 Decertifying TIF District No. 15

5.9 Approval of a Retail Cannabis Business Registration for JA Minny, LLC at 21753 S Diamond Lake Rd
5.10 Approval of Temporary On-Sale Liquor License for Mary Queen of Peace Catholic Church for September 26-27, 2026
5.11 Approval of Internet Service Provider Agreement with Arvig
5.12 Approval of Resolution 2026-58 Authorizing a Letter of Credit Reduction for Northview Preserve Early Grading Agreement and Subdivision Agreement
5.13 Setting a Workshop of the City Council for Monday, August 10, 2026, at 1:00 p.m.

at the Rogers Police Department, 21860 Industrial Court, Rogers, MN

Councilor Eiden moved, Councilor Enga seconded a motion to approve the Consent Agenda. Motion carried 5-0.

6. PUBLIC HEARINGS

6.1 Public Hearing and Consideration of a Request to Vacate Certain Drainage & Utility Easements and Establish New Drainage & Utility Easements Related to the Asguard Development

Community Development Director Angell presented the background of a three-phase development by Asguard, including a new Broadway Pizza (completed), a mixed-use building (under construction), and a commercial lot at the former Broadway Pizza location (future).

Angell stated that the development was originally approved in 2022, and the plat was recorded with Phase 1 and the defined easement areas.
Since the approval, and through conversations with Hennepin County, a right turn lane has been included from County Road 144 into the development site.

Angell shared a map including an area to be vacated and the proposed new easement. He reviewed the need for the vacation and establishment of new easements.

Mayor Klick moved, Councilor Eiden seconded a motion to open the Public Hearing at 7:12 p.m. Motion carried 5-0.

No one came forward.

Councilor Eiden moved, Councilor Enga seconded a motion to close the Public Hearing at 7:13 p.m.. Motion carried 5-0.

Councilor Jullie moved, Councilor Eiden seconded a motion to approve Resolution 2026-68; Vacating Certain Drainage and Utility Easements Related to the Asguard Addition Plat. Motion carried 5-0.

6.2 Public Hearing and Consideration of a Request to Vacate Certain Drainage and Utility Easements and Establish New Drainage and Utility Easements Related to the Twin City Hose Expansion at 20615 Commerce Blvd

Community Development Director Angell reviewed the background of the approved site plan expansion for Twin City Hose, located at 20615 Commerce. He explained that increased impervious surface triggers additional stormwater area, and subsequently alterations to the easements. Angell shared maps of the site plan and new easement.

Mayor Klick moved, Councilor Enga seconded a motion to open the Public Hearing at 7:15 p.m. Motion carried 5-0.

No one came forward.

Councilor Eiden moved, Councilor Brockman seconded a motion to close the Public Hearing at 7:16 p.m. Motion carried 5-0.

Councilor Eiden moved, Councilor Brockman seconded a motion to approve Resolution 2026-69; Vacating Certain Drainage and Utility Easements Related to Twin Cities Hose Expansion. Motion carried 5-0.

7. GENERAL BUSINESS

7.1 Items Related to City Hall and Police Department Civic Campus Bid Package #2, City Project No. 2202

- Accept Bids for Bid Package #2 including Alternate #02 (lightning protection) for $75,000
- Approve Guaranteed Maximum Price (GMP) Amendment #2 for Bid Package #1 to Include Bid Package #2

Public Works Director/City Engineer Cote shared the background of a proposed site plan for the construction of a Civic Campus which would house City Hall, the Police Department, and Information Services. Cote reviewed updated costs, including technology upgrades. Lightning protection is recommended and was included as an alternate in the bids.

Councilor Jullie inquired about the technology items not being recognized earlier in the process. Cote noted that surveillance, card access, and intrusion alarms were among the upgrades, and at the time of 75% design it was not known as to how many doors would be needed. Public safety radio was also higher than anticipated. Councilor Eiden asked if it's common for this many items to be missed at the 75% design point, and Cote clarified that they became known between.

City Attorney Vose referenced a comment made at Open Forum related to the materials, and Cote invited representatives from Terra Construction to address this topic as the Construction Manager at Risk for the project.

Anya Beck, Senior Project Manager from Terra Construction came forward. She explained there is always a basis design which is used to design the project. Beyond that, there are other approved manufacturers, so the basis of design is what they created the drawings off to lay out the specs. So just to note that actually there were others approved.

Ms. Beck noted they haven't written contracts to anybody yet because they need to go through the approval process. Bidders are held to whatever is in those contract documents, so as long as they don't withdraw their bid. In the review process, questions were asked and what ended up happening was that they found out that they missed big ticket items.

Ms. Beck stated that when it was found that something was missed, the contractor confirmed they were good with their number. So, they literally ate tens of thousands of dollars, which was their choice. However, they are within their rights to be able to pull that bid at that bidding time until Terra writes a contract with them.

The Council discussed the updated amount and financing. Finance Director Bruska noted that the funding sources for this project include some facilities and capital reserves, which were saved. Additionally, the Council has had discussions and designated unrestricted funds (notably tower and billboard leases), to be put towards this project; not only the current balance on hand, but future revenues as well. And furthermore, the underserved municipalities distribution which is received by the City has been allocated to this project.

The Council acknowledged the significant investment in this project, while recognizing the need to move forward after many years of discussions in preparing the City for the future.

Councilor Eiden moved, Councilor Brockman seconded a motion to accept bids for Bid Package #2, including Alternate #02 (lightning protection) for $75,000. Motion carried 5-0.

Councilor Eiden moved, Councilor Brockman seconded a motion to approve Guaranteed Maximum Price (GMP) Amendment #2 for Bid Package #1 to include Bid Package #2. Motion carried 5-0.

7.2 Items Related to Park Maintenance II - MEO Position

- Approve Filling of Programmed 2027 Park Maintenance II - MEO Position in 2026
- Approve Hiring of Eric Kolles to the Position of Park Maintenance II - MEO

Public Works Director/City Engineer Cote presented a request to accelerate the Park Maintenance II - MEO position (requested for the 2027 budget) into 2026 due to facility additions and operational needs. He noted that approval of this hire at this time will have negligible impact on the 2026 budget, since Spencer Majerus was hired mid-year and at a lower pay grade than the incumbent, which also generates budget savings.

Cote shared that with the posting of the Park Maintenance Medium Equipment Operator position, the City received 17 applications. Four candidates were scheduled for interviews, but one applicant withdrew after accepting another position. The remaining three candidates were interviewed on June 4, 2026, by a panel consisting of Public Works and Recreation staff.

At the conclusion of the interviews, it was a unanimous decision that the internal candidate, Spencer Majerus, was the best candidate for the position and the City Council approved hiring Spencer on June 9, 2026. The second-best candidate interviewed through this process was Eric Kolles. Cote shared details on Mr. Kolles' experience and qualifications.

Councilor Eiden moved, Councilor Enga seconded a motion to approve filling of programmed 2027 Park Maintenance II - MEO position in 2026. Motion carried 5-0.

Councilor Enga moved, Councilor Eiden seconded a motion to approve hiring Eric Kolles to the position of Park Maintenance II - MEO. Motion carried 5-0.

8. OTHER BUSINESS

None.

9. CORRESPONDENCE AND REPORTS

None.

10. ADJOURN

Mayor Klick adjourned the meeting at 7:50 p.m.

Respectfully submitted,

Stacie Brown
City Clerk

STAFF REPORT **Meeting Date**: August 13, 2026

ROGERS CITY COUNCIL **Agenda Item**: 5.2

Subject: Approval of Bills and Claims
Prepared By: Bridget Bruska, Finance Director

Recommended Council Action
Motion to approve bills and claims as presented.

Overview / Background / Analysis
According to the City's purchasing policy, all purchases made by City staff must be reviewed and approved by the City Council during each Council meeting via the consent agenda.

Attached is a summary of payments issued by the City since the cutoff date of the previous Council meeting. Detailed supporting documentation is provided to Council as nonpublic background material to reduce fraud risk and is available for public inspection upon request, as permitted by law.

Staff Recommendation
Motion to approve bills and claims as presented.

Financial Impact: N/A **Source Fund**: N/A

Budgeted? N/A

Supporting Documentation
A. AP Cover Sheet
B. 07-24-2026 Checks #98082-98128 & ACH Payments
C. 07-31-2026 Checks #98129-98165 & ACH Payments

CITY OF ROGERS
08.13.2026 CITY COUNCIL MEETING
OPERATING ACCOUNTS - ADDITIONAL CLAIMS PAID/TO BE PAID

City Payroll Checks, Taxes & Misc Fees Paid		
7/23/2026	ADP Child Support/Garnishment	716.28
7/23/2026	ADP Direct Deposits	350,857.12
7/23/2026	ADP Payroll Taxes	131,977.59
7/29/2026	Humana (Employee Paid Supplemental Plan)	486.99
7/23/2026	Associated Bank FSA/DCAP	800.00
8/3/2026	Associated Bank FSA/DCAP	1,250.00
7/27/2026	Group Health EAP Charges	206.70
7/27/2026	ICMA Deferred Compensation	3,125.00
7/24/2026	Associated Bank Health Plan Fund	7,070.95
7/24/2026	Associated Bank Health Plan Fund	1,700.00
7/27/2026	PERA	83,182.72
7/27/2026	State of MN HCSP	4,688.68
7/27/2026	State of MN - Deferred Comp	14,486.00
7/29/2026	The Hartford - July	2,528.77
	Payroll & Misc Fee Expenditures	603,076.80
City Checks & ACH Paid		
7/24/2026	City Checks & ACH Paid (98082-98128)	1,773,674.37
7/31/2026	City Checks & ACH Paid (98129-98165)	341,059.67
	City Misc ACH/Wires Paid	2,114,734.04
8/3/2026	Finnly Sports Payments Credit Card Fees RAC	2,959.83
8/4/2026	Payment Services Network Processing Fees	361.45
8/3/2026	Credit Card Fees City	9,589.82
8/3/2026	Civic Pay Fees Utility Billing	7,296.22
7/29/2026	WT - Bond Trust Services - 2021A G.O Bond Payment	44,322.50
7/29/2026	WT - Bond Trust Services - 2024B G.O Bond Payment	351,650.00
7/29/2026	WT - Bond Trust Services - 2024A G.O Bond Payment	159,550.00
7/24/2026	Deluxe for Business Check Order	1,219.70
	City ACH/Wire Expenditures	576,949.52
Liquor Misc AC	**City Total To Be Approved**	**3,294,760.36**
8/3/2026	Credit Card Processing Fees - RWAS	7,371.94
8/4/2026	Credit Card Processing Fees - RWAS	547.47
8/5/2026	Credit Card Interchange Fees- RWAS	151.24
	Liquor ACH/Wire Expenditures	8,070.65
	Liquor Total to Be Approved	**8,070.65**

STAFF REPORT **Meeting Date**: August 13, 2026

ROGERS CITY COUNCIL **Agenda Item**: 5.3

Subject: Approval of Application for Gambling Exempt Permit for Mary Queen of Peace Catholic Church
Prepared By: Stacie Brown, City Clerk

Recommended Council Action
Motion to approve an application for Mary Queen of Peace Catholic Church to conduct bingo and raffles at 21304 Church Avenue October 4, 2026, November 22, 2026 and December 6, 2026.

Overview / Background / Analysis
Mary Queen of Peace Catholic Church has submitted an application to conduct bingo and raffles at 21304 Church Avenue on October 4, 2026, November 22, 2026 and December 6, 2026.

Staff Recommendation
Motion to approve an application for Mary Queen of Peace Catholic Church to conduct bingo and raffles at 21304 Church Avenue October 4, 2026, November 22, 2026 and December 6, 2026.

Financial Impact: **Source Fund**:

Budgeted? N/A

Supporting Documentation
None

STAFF REPORT **Meeting Date**: August 13, 2026

ROGERS CITY COUNCIL **Agenda Item**: 5.4

Subject: Resolution No 2026-74, A Resolution Canvassing the 2026 Primary Election
Prepared By: Stacie Brown, City Clerk

Recommended Council Action
Motion to approve Resolution 2026-74, A Resolution Canvassing the 2026 Primary Election.

Overview / Background / Analysis
The resolution will be prepared and uploaded on Wednesday following the election on Tuesday.

Staff Recommendation
Motion to approve Resolution 2026-74, A Resolution Canvassing the 2026 Primary Election.

Financial Impact: N/A **Source Fund**: N/A

Budgeted? N/A

Supporting Documentation
None

STAFF REPORT **Meeting Date**: August 13, 2026

ROGERS CITY COUNCIL **Agenda Item**: 5.5

Subject: Acceptance of a Donation from Rogers Otsego Youth Baseball for Portable Pitching Mounds via Resolution No. 2026-73 and Approval for Staff to Purchase Mounds

Prepared By: Mike Bauer, Parks & Recreation Director

Recommended Council Action

Motion to approve Resolution No. 2026-73, accepting the donation of $10,000 from Rogers Otsego Youth Baseball into Fund 404–Park Dedication, and approving the expenditure of $15,476.40 from the same fund for the purchase of four two-piece portable pitching mounds.

Overview / Background / Analysis

Rogers Otsego Youth Baseball has generously offered to donate $10,000 to the City of Rogers to support the purchase of new portable pitching mounds for North Community Park and Lynch Park. The total cost for four two-piece pitching mounds, per the estimate provided by Portolite Pitching Mounds, is $15,476.40.

The donation will be deposited into Fund 404-Park Dedication, and the purchase of the mounds will also be paid out of the same fund.

The two-piece mound style is recommended by staff due to increased safety for field setup crews when transporting mounds on and off the fields. These new mounds are essential to continuing to offer baseball tournaments for players ages 14 and older at both locations. The current mounds previously donated by the youth association have reached the end of their useful life and require replacement.

Staff Recommendation

Staff recommends the City Council accept the donation of $10,000 from Rogers Otsego Youth Baseball via Resolution No. 2026-73, and authorize the purchase of four two-piece game mounds from Portolite Pitching Mounds for a total amount of $15,476.40.

Financial Impact: $5,476.40 city portion **Source Fund**: 404-Park Dedication

Budgeted?

Supporting Documentation

A. Accepting Donations Resolution 2026-73 Portable Mounds
B. Estimate_4699_from_Portolite_Pitching_Mounds

RESOLUTION NO. 2026-73

A RESOLUTION ACCEPTING DONATIONS TO THE CITY

WHEREAS, the City of Rogers is generally authorized to accept donations of real and personal property pursuant to Minnesota Statutes Sections 465.03 for the benefit of its citizens and is specifically authorized to accept gifts.

WHEREAS, the following persons and/or entities have offered to contribute cash, goods, and/or services in the amount indicated for the purpose set forth below to the City:

Donor/Entity	Description/Purpose	Value
Rogers Otsego Youth Baseball	Purchase four portable mounds to be used at North Community and Lynch Parks.	$10,000.00

WHEREAS, all such donations have been contributed to the City for the benefit of its citizens, as allowed by law; and

WHEREAS, the City of Rogers acknowledges the above donations and gives thanks and appreciation to the donors for their donations.

WHEREAS, the City Council finds that it is appropriate to accept the donations offered.

NOW THEREFORE, BE IT RESOLVED by the City Council of the City of Rogers, Minnesota, that the donations described above are accepted and shall be used to establish and/or operate services either alone or in cooperation with others, as allowed by law.

Moved by Councilmember , seconded by Councilmember

The following voted in favor of said resolution:

The following voted against the same:

The following abstained:

Whereupon said resolution was declared duly passed and adopted, and was signed by the Mayor, and attested by the Clerk dated this 13th day of August, 2026.

_____
Mayor

ATTEST:

_____
City Clerk

Portolite Pitching Mounds

PO Box 145
Winsted, MN 55395
(320) 485-3223
chad@portolite.com

Estimate

ADDRESS	SHIP TO		
Mike Bauer	Mike Bauer	ESTIMATE	4699
City of Rogers, MN	City of Rogers, MN	DATE	07/21/2026
22350 S Diamond Lake Rd	22350 S Diamond Lake Rd	EXPIRATION DATE	08/04/2026
Rogers, MN 55374	Rogers, MN 55374		

DATE	SKU	DESCRIPTION	QTY	RATE	AMOUNT
8125GREEN2PC	8125GREEN2PC	8" Two-Piece Game Mound	4	4,299.00	17,196.00T
Customer Pick Up	CPU	Customer Pick Up	1	0.00	0.00
Discount	Discount	10% repeat customer	1	-1,719.60	-1,719.60T

Please note that all shipping costs provided are preliminary estimates and may be adjusted upon final invoicing.

SUBTOTAL	15,476.40
TAX	0.00
TOTAL	**$15,476.40**

Accepted By

Accepted Date

Portolite applies a 3% convenience fee to all credit card transactions

STAFF REPORT **Meeting Date**: August 13, 2026

ROGERS CITY COUNCIL **Agenda Item**: 5.7

Subject: Approve Change Order No. 1 for Rogers Activity Center (RAC) Expansion, City Project No. 2406
Prepared By: Doran Cote, Public Works Director/City Engineer

Recommended Council Action
Motion to Approve Change Order No. 1 for Rogers Activity Center (RAC) Expansion, City Project No. 2406

Overview / Background / Analysis
On February 24, 2026, the City Council accepted bids for Rogers Activity Center (RAC) Expansion, City Project No. 2406 and approved AIA Document A133-2019 Exhibit A Guaranteed Maximum Price Amendment (GMP) with RJM Construction as the City's Construction Manager at Risk. The GMP was $16,204,371, however, the City Council was advised that if unforeseen conditions were encountered, there was a likelihood for Change Orders.

Change Order No. 1 includes final costs as directed in Construction Change Directive (CCD) #1 signed June 29th, 2026. Costs included are from Veit & Company Inc. for the correction of soils beyond the documented correction identified within the geotechnical report provided in the base bid construction documents. This Change Order does not include any costs associated with additional American Engineering Testing (AET) for special inspections which are covered under our agreement with AET.

Construction documents directed excavation and fill from native soils. During the excavation, there were organics, asphalt, and construction material found below the surface. Soil contaminated with foreign material was stockpiled as it was not fit for backfill. Testing of the soil contents was provided by the city's special inspection prior to being hauled off site to an acceptable site. Test results stated the soil was acceptable for a landfill. It should be noted that this unsuitable material was found only a short distance from one of the pre-construction soil boring locations.

Additional excavation was required beyond the stated depths in the geotechnical report. The city provided a special inspector who observed excavation depth and advised on when native soils were reached prior to backfilling. This observation report is included in the attachments as well as the model created from surveyed depths provided by Veit's onsite equipment.

The total cost for Change Order No. 1 is $62,910.75 which is well below the projected cost of $130,000 at the time CCD #1 was signed. The original contract cost at the time of bid acceptance was $16,204,371. The revised contract cost is $16,267,281.75 or 0.4% over the original contract amount. The current contingency amount is

$845,931.00 with $45,816.00 in pending costs.

Staff Recommendation
Motion to Approve Change Order No. 1 for Rogers Activity Center (RAC) Expansion, City Project No. 2406

Financial Impact: $62,910.75

Source Fund: Park Dedication, RAC Capital Fund, Naming Rights, RAC Operating Income, RYHA, Faceoff Booster Club, ISD 728, Mighty Ducks Grant

Budgeted? Yes

Supporting Documentation
A. AIA 001 CCD #1

AIA® Document G701® – 2017

Change Order

PROJECT: *(Name and address)*	CONTRACT INFORMATION:	CHANGE ORDER INFORMATION:
Rogers Activity Center 21080 141st Ave N Rogers, MN 55374	Contract For: Date: April 28, 2026	Change Order Number: 001 Date: August 03, 2026
OWNER: *(Name and address)*	**ARCHITECT:** *(Name and address)*	**CONTRACTOR:** *(Name and address)*
City of Rogers 22350 South Diamond Lake Road Rogers, MN 55374	HTG Architects 1010 Main Street, Suite 100 Hopkins, MN 55343	RJM Construction, LLC 830 Boone Avenue North Golden Valley, MN 55427

THE CONTRACT IS CHANGED AS FOLLOWS:
(Insert a detailed description of the change and, if applicable, attach or reference specific exhibits. Also include agreed upon adjustments attributable to executed Construction Change Directives.)

Final costs as directed in CCD #1 signed June 29th, 2026. Costs included are from Veit & Company Inc. for the correction of soils beyond the documentd correction within the geo-technical report provided in the base bid construction documents. Does not include any costs associated with American Engineering Testing for special inspections.

Construction documents directed excavation and fill from native soils. During excavation there were organics, asphalt, and construction material was found below the surface. Soil contaminated with foreign material was stockpiled as it was not fit for backfill. Testing of the soil contents was provided by the City of Roger's special inspection prior to being hauled off site to an acceptable site. Test results stated the soil was acceptable for a landfill.

Additional excavation was required beyond the stated depths in the geo-technical report. The city provided special inspector observed excavation depth and advised on when native soils were reached prior to backfilling. This observation report is included as well as the model created from surveyed depths provided by Veit's onsite equipment.

The original Contract Sum was	$	16,204,371.00
The net change by previously authorized Change Orders	$	0.00
The Contract Sum prior to this Change Order was	$	16,204,371.00
The Contract Sum will be increased by this Change Order in the amount of	$	62,910.75
The new Contract Sum including this Change Order will be	$	16,267,281.75

The Contract Time will be unchanged by Zero (0) days.
The new date of Substantial Completion will be

NOTE: This Change Order does not include adjustments to the Contract Sum or Guaranteed Maximum Price, or the Contract Time, that have been authorized by Construction Change Directive until the cost and time have been agreed upon by both the Owner and Contractor, in which case a Change Order is executed to supersede the Construction Change Directive.

AIA Document G701 – 2017. Copyright © 1979, 1987, 2000 , 2001 and 2017. All rights reserved. "The American Institute of Architects," "American Institute of Architects," "AIA," the AIA Logo, and "AIA Contract Documents" are trademarks of The American Institute of Architects. This document was produced at 21:20:21 CDT on 08/03/2026 under Subscription No.20250153218 which expires on 08/09/2026, is not for resale, is licensed for one-time use only, and may only be used in accordance with the AIA Contract Documents® Terms of Service. To report copyright violations, e-mail docinfo@aiacontracts.com.
User Notes: (6a70b5553f002234aeb5cdd5)

NOT VALID UNTIL SIGNED BY THE ARCHITECT, CONTRACTOR AND OWNER.

ARCHITECT *(Signature)*	**CONTRACTOR** *(Signature)*	**OWNER** *(Signature)*
	BY: Bryce Kamenick, Project Executive	
(Printed name, title, and license number if required)	*(Printed name and title)*	*(Printed name and title)*
Date	*Date*	*Date*

AIA Document G701 – 2017. Copyright © 1979, 1987, 2000 , 2001 and 2017. All rights reserved. "The American Institute of Architects," "American Institute of Architects," "AIA," the AIA Logo, and "AIA Contract Documents" are trademarks of The American Institute of Architects. This document was produced at 21:20:21 CDT on 08/03/2026 under Subscription No.20250153218 which expires on 08/09/2026, is not for resale, is licensed for one-time use only, and may only be used in accordance with the AIA Contract Documents® Terms of Service. To report copyright violations, e-mail docinfo@aiacontracts.com.
User Notes: (6a70b5553f002234aeb5cdd5)

Docusign Envelope ID: 37AB93EC-DEF1-87BF-829B-51F74B074A45

MINNEAPOLIS OFFICE
830 Boone Ave
Golden Valley, MN 55427

CHANGE ORDER REQUEST

To : City of Rogers
22350 South Diamond Lake Road
Attn: Steve Stahmer
Rogers, MN 55374

Description: CCD #1

PCO: Owner-2
From: Tyler Chaika-Gennow
PH:
Email:
Date: 07/01/2026
Project: Rogers Activity Center

Details:

Final costs as directed in CCD #1 signed June 29th, 2026. Costs included are from Veit & Company Inc. for the correction of soils beyond the documented correction within the geo-technical report provided in the base bid construction documents. Does not include any costs associated with American Engineering Testing for special inspections.

Construction documents directed excavation and fill from native soils. During excavation there were organics, asphalt, and construction material found below the surface. Soil contaminated with foreign material was stockpiled as it was not fit for backfill. Testing of the soil contents was provided by the City of Roger's special inspection prior to being hauled off site to an acceptable site. Test results stated the soil was acceptable for a landfill.

Additional excavation was required beyond the stated depths in the geo-technical report. The city provided special inspector observed excavation depth and advised on when native soils were reached prior to backfilling. This observation report is included as well as the model created from surveyed depths provided by Veit's onsite equipment.

Item	Subcontractor:	Phase:		
1	Veit & Company, Inc.	31-22-05-	Earthwork	61,176.82

CCD#1:
Export of contaminated soil and debris to landfill: $17,301.68
Hourly Costs of Labor and Equipment for contaminated soil excavation & haul off: $17,295.51
Soil correction by cubic yard beyond geo-technical report - $26,579.63

Total: $61,176.82

	Subtotal:	**61,176.82**
General Liability .9%		550.60
Builders Risk .25%		152.95
Bond .16%		100.66
Contractor's Fee 1.5%		929.72
		1,733.93
	Total For Change Order:	**62,910.75**

Approved By: City of Rogers

Signed: _____

Date: _____

Submitted By: RJM Construction, LLC

Signed: DocuSigned by: Tyler Chaika-Gannon E8EC3071BF8A4B9... DS BK

Date: 7/30/2026

The work described in this Change Order Request constitutes a change in scope to the Contract Documents. Execution of this Change Order Request by the Owner acknowledges this change in scope. Should the final project costs exceed the Guaranteed Maximum Price at the completion of the project, it is hereby agreed that a project change order will be executed by the Owner, increasing the Contract value by the amount of this Change Order Request.

Docusign Envelope ID: 37AB93EC-DEF1-87BF-829B-51F74B074A45

Table of Contents

Contaminated Soil Haul Off	Page 4
Haul Off Manifests	Page 5
AET Soil Analysis Report	Page 29
Dated Photos	Page 75
Labor Report and Work Order Tickets	Page 79
Soil Correction Overun Cost	Page 93
Soil Correction Survery Results	Page 94
Soil Correction AET Observation Report	Page 101

CHANGE ORDER REQUEST

260060.00. : Rogers Activity Center Addition

PCO#: 2 - Load Out Debris to Landfill

Date: 07/14/2026

To: **Tyler Chaika-Gennow**
RJM Construction
830 Boone Avenue N
Golden Valley, MN 55427
952-837-8600 (O)
tyler.chaika-gennow@rjmconstruction.com

From: **Jack Gossen**
Veit & Company, Inc.
14000 Veit Place
Rogers, MN 55374
612-505-3476 (O)
jack.gossen@veitusa.com

Below is the detail for our proposal to complete the following changes in contract work:

- **Proposed Scope of Work:** Load and Export Debris Soil/C-Soil From Site to Landfill
- The prices below are valid until

PCO Item	*Change in Days*	*Quantity*	*UM*	*Unit Price*	*Amount*
1 : Load Out Debris to Landfill		470.41	TON	$36.78	$17,301.68

Submitted By:

Jack Gossen

Approved By:

Tyler Chaika-Gennow Date

Docusign Envelope ID: 37AB93EC-DEF1-87BF-829B-51F74B074A45

0

REPRINT

001005 - VEIT & COMPANY INC
14000 VEIT PLACE
ROGERS, MN 55374

26-115-I City of Rogers Activity Center 260060
6/23/2026 to 6/22/2029

SITE	TICKET	GRID
01	1134433	3G

WEIGHMASTER: Jon Musseh.

DATE IN	TIME IN
June 24, 2026	4:06 pm
DATE OUT	TIME OUT
June 24, 2026	4:06 pm
VEHICLE	CONTAINER
YCJ5331 6AXE	

CUSTOMER TYPE Inter Company

GROSS	70680 lb	Scale In	INBOUND
TARE	30120 lb	Tare Out	INVOICE
NET	40560 lb		

Qty	Unit	Description	Origin	Rate	Extension	Tax	Total
20.28	tn	Contaminated ADC - T	HENNEPIN COUNTY 100%				
1.00		Environmental Fee					

SIGNATURE:_____

Docusign Envelope ID: 37AB93EC-DEF1-87BF-829B-51F74B074A45

0

REPRINT

14000 VEIT PLACE
ROGERS, MN 55374

SITE	TICKET	SRID
01	1134422	3G

WEIGHMASTER: Jon Musseh1

26-118-I City of Rogers Activity Center 260063
6/23/2026 to 6/22/2029

DATE IN	TIME IN
June 24, 2026	3:33 pm
DATE OUT	**TIME OUT**
June 24, 2026	3:33 pm
VEHICLE	**CONTAINER**
YCJ5332 6AXE	

CUSTOMER TYPE Inter Company

GROSS	69620 lb	Scale In	INBOUND
TARE	29540 lb	Tare Out	INVOICE
NET	40080 lb		

Qty	Unit	Description	Origin	Rate	Extension	Tax	Total
20.04	tn	Contaminated ADC - T	HENNEPIN COUNTY 100%				
1.00		Environmental Fee					

SIGNATURE: _____

Docusign Envelope ID: 37AB93EC-DEF1-87BF-829B-51F74B074A45

0

REPRINT

001085 - VEIT & COMPANY INC
14000 VEIT PLACE
ROGERS, MN 55374

SITE	TICKET	GRID
01	1104411	3G

WEIGHMASTER
Jon Mussehl

DATE IN	TIME IN
June 24, 2026	3:13 pm
DATE OUT	TIME OUT
June 24, 2026	3:13 pm
VEHICLE	CONTAINER
YCH4639 6AXE	

26-118-1 City of Rogers Activity Center 263060
6/23/2026 to 6/22/2029

CUSTOMER TYPE Inter Company

GROSS	68860 lb	Scale In	INBOUND
TARE	29880 lb	Tare Out	INVOICE
NET	38980 lb		

Qty	Unit	Description	Origin	Rate	Extension	Tax	Total
19.49	tn	Contaminated ADC - T	HENNEPIN COUNTY 100%				
1.00		Environmental Fee					

SIGNATURE: _____

Docusign Envelope ID: 37AB93EC-DEF1-87BF-829B-51F74B074A45

Vonco II, LLC
15301 140th Ave SE

TICKET #: **1104397**
Operator: Jmussehl
In: 06/24/2026 2:38 pm
Out: 06/24/2026 2:38 pm
Vehicle: YCJ5331 6AXE

001005
VEIT & COMPANY INC
14000 VEIT PLACE

INBOUND
INVOICE

Contract: 26-118-I City of Rogers Activity Center 26

Reference:

Work Order#: 0
Cell: 3G

			Scale In Tare Out
GROSS	69,460.00	LB	
TARE	30,120.00	LB	
NET	39,340.00	LB	19.67 TN

Signature:_____

Quantity		Description	Rate	Extension	Tax	Total
19.67	TN	Contaminated ADC - Tons				
1.00		Environmental Fee				

Docusign Envelope ID: 37AB93EC-DEF1-87BF-829B-51F74B074A45

Vonco II, LLC
15301 140th Ave SE

TICKET #: **1104369**
Operator: Jmussehl
In : 06/24/2026 1:37 pm
Out: 06/24/2026 1:37 pm
Vehicle: YCJ5332 6AXE

001005
VEIT & COMPANY INC
14000 VEIT PLACE

INBOUND
INVOICE

Contract: 26-118-I City of Rogers Activity Center 26

Reference:

Work Order#: 0
Cell: 3G

			Scale In Tare Out
GROSS	68,860.00	LB	
TARE	29,540.00	LB	
NET	39,320.00	LB	19.66 TN

Signature:_____

Quantity		Description	Rate	Extension	Tax	Total
19.66	TN	Contaminated ADC - Tons				
1.00		Environmental Fee				

Docusign Envelope ID: 37AB93EC-DEF1-87BF-829B-51F74B074A45

Vonco·II, LLC
15301 140th Ave SE

TICKET #: **1104368**
Operator: Jmussehl
In: 06/24/2026 1:36 pm
Out: 06/24/2026 1:36 pm
Vehicle: YCH4639 6AXE

001005
VEIT & COMPANY INC
14000 VEIT PLACE

INBOUND
INVOICE

Contract: 26-118-I City of Rogers Activity Center 26

Reference:

Work Order#: 0
Cell: 3G

			Scale In Tare Out
GROSS	67,400.00	LB	
TARE	29,880.00	LB	
NET	37,520.00	LB	18.76 TN

Signature:_____

Quantity		Description	Rate	Extension	Tax	Total
18.76	TN	Contaminated ADC - Tons				
1.00		Environmental Fee				

Vonco II. LLC

Docusign Envelope ID: 37AB93EC-DEF1-87BF-829B-51F74B074A45

TICKET #:	**1104355**	
Operator:	Jmussehl	
In :	06/24/2026	1:05 pm
Out:	06/24/2026	1:05 pm
Vehicle:	YCJ5331 6AXE	

001005
VEIT & COMPANY INC
14000 VEIT PLACE

INBOUND
INVOICE

Contract: 26-118-I City of Rogers Activity Center 26

Reference:

Work Order#: 0

Cell: 3G

			Scale In Tare Out	
GROSS	69,120.00	LB		
TARE	30,120.00	LB		
NET	39,000.00	LB	19.50	TN

Signature:_____

Quantity		Description	Rate	Extension	Tax	Total
19.50	TN	Contaminated ADC - Tons				
1.00		Environmental Fee				

Docusign Envelope ID: 37AB93EC-DEF1-87BF-829B-51F74B074A45

Vonco II, LLC
15301 140th Ave SE

TICKET #: **1104329**
Operator: Jmussehl
In : 06/24/2026 11:55 am
Out: 06/24/2026 11:55 am
Vehicle: YCJ5332 6AXE

001005
VEIT & COMPANY INC
14000 VEIT PLACE

INBOUND
INVOICE

Contract: 26-118-I City of Rogers Activity Center 26

Reference:

Work Order#: 0
Cell: 3G

			Scale In Tare Out
GROSS	68,280.00	LB	
TARE	29,540.00	LB	
NET	38,740.00	LB	19.37 TN

Signature:_____

Quantity		Description	Rate	Extension	Tax	Total
19.37	TN	Contaminated ADC - Tons				
1.00		Environmental Fee				

Docusign Envelope ID: 37AB93EC-DEF1-87BF-829B-51F74B074A45

Vonco II, LLC
15301 140th Ave SE

TICKET #: **1104328**
Operator: Jmussehl
In: 06/24/2026 11:53 am
Out: 06/24/2026 11:53 am
Vehicle: YCH4639 6AXE

001005
VEIT & COMPANY INC
14000 VEIT PLACE

INBOUND
INVOICE

Contract: 26-118-I City of Rogers Activity Center 26

Reference:

Work Order#: 0
Cell: 3G

			Scale In Tare Out
GROSS	68,160.00	LB	
TARE	29,880.00	LB	
NET	38,280.00	LB	19.14 TN

Signature:_____

Quantity		Description	Rate	Extension	Tax	Total
19.14	TN	Contaminated ADC - Tons				
1.00		Environmental Fee				

Docusign Envelope ID: 37AB93EC-DEF1-87BF-829B-51F74B074A45

Vonco II, LLC
15301 140th Ave SE

TICKET #: **1104319**
Operator: Jmussehl
In : 06/24/2026 11:28 am
Out: 06/24/2026 11:28 am
Vehicle: YCJ5331 6AXE

001005
VEIT & COMPANY INC
14000 VEIT PLACE

INBOUND
INVOICE

Contract: 26-118-I City of Rogers Activity Center 26

Reference:

Work Order#: 0
Cell: 3G

			Scale In Tare Out
GROSS	68,380.00	LB	
TARE	30,120.00	LB	
NET	38,260.00	LB	19.13 TN

Signature:_____

Quantity		Description	Rate	Extension	Tax	Total
19.13	TN	Contaminated ADC - Tons				
1.00		Environmental Fee				

Docusign Envelope ID: 37AB93EC-DEF1-87BF-829B-51F74B074A45

Vonco II, LLC
15301 140th Ave SE

TICKET #: **1104288**
Operator: Jmussehl
In : 06/24/2026 10:19 am
Out: 06/24/2026 10:19 am
Vehicle: YCJ5332 6AXE

001005
VEIT & COMPANY INC
14000 VEIT PLACE

INBOUND
INVOICE

Contract: 26-118-I City of Rogers Activity Center 26

Reference:

Work Order#: 0
Cell: 3G

			Scale In Tare Out
GROSS	69,680.00	LB	
TARE	29,540.00	LB	
NET	40,140.00	LB	20.07 TN

Signature:

Quantity		Description	Rate	Extension	Tax	Total
20.07	TN	Contaminated ADC - Tons				
1.00		Environmental Fee				

Docusign Envelope ID: 37AB93EC-DEF1-87BF-829B-51F74B074A45

Vonco II, LLC
15301 140th Ave SE

TICKET #: **1104287**
Operator: Jmussehl
In: 06/24/2026 10:17 am
Out: 06/24/2026 10:17 am
Vehicle: YCH4639 6AXE

001005
VEIT & COMPANY INC
14000 VEIT PLACE

INBOUND
INVOICE

Contract: 26-118-I City of Rogers Activity Center 26

Reference:

Work Order#: 0
Cell: 3G

			Scale In Tare Out
GROSS	70,560.00	LB	
TARE	29,880.00	LB	
NET	40,680.00	LB	20.34 TN

Signature:_____

Quantity		Description	Rate	Extension	Tax	Total
20.34	TN	Contaminated ADC - Tons				
1.00		Environmental Fee				

Docusign Envelope ID: 37AB93EC-DEF1-87BF-829B-51F74B074A45

Vonco II, LLC
15301 140th Ave SE

TICKET #: **1104271**
Operator: Jmussehl
In: 06/24/2026 9:48 am
Out: 06/24/2026 9:48 am
Vehicle: YCJ5331 6AXE

001005
VEIT & COMPANY INC
14000 VEIT PLACE

INBOUND
INVOICE

Contract: 26-118-I City of Rogers Activity Center 26

Reference:

Work Order#: 0
Cell: 3G

			Scale In Tare Out
GROSS	68,200.00	LB	
TARE	30,120.00	LB	
NET	38,080.00	LB	19.04 TN

Signature:_____

Quantity		Description	Rate	Extension	Tax	Total
19.04	TN	Contaminated ADC - Tons				
1.00		Environmental Fee				

Docusign Envelope ID: 37AB93EC-DEF1-87BF-829B-51F74B074A45

Vonco`ll, LLC
15301 140th Ave SE

TICKET #: **1104237**
Operator: Jmussehl
In : 06/24/2026 8:25 am
Out: 06/24/2026 8:25 am
Vehicle: YCJ5332 6AXE

001005
VEIT & COMPANY INC
14000 VEIT PLACE

INBOUND
INVOICE

Contract: 26-118-I City of Rogers Activity Center 26

Reference:

Work Order#: 0
Cell: 3G

			Scale In Tare Out
GROSS	68,480.00	LB	
TARE	29,540.00	LB	
NET	38,940.00	LB	19.47 TN

Signature:_____

Quantity		Description	Rate	Extension	Tax	Total
19.47	TN	Contaminated ADC - Tons				
1.00		Environmental Fee				

Docusign Envelope ID: 37AB93EC-DEF1-87BF-829B-51F74B074A45

Vonco II, LLC
15301 140th Ave SE

TICKET #: **1104249**
Operator: IN - Jmussehl OUT - TAMI
In : 06/24/2026 8:23 am
Out: 06/24/2026 8:45 am
Vehicle: YCH4639 6AXE

001005
VEIT & COMPANY INC
14000 VEIT PLACE

INBOUND
INVOICE

Contract: 26-118-I City of Rogers Activity Center 26

Reference:

Work Order#: 0
Cell: 3G

			Scale In Scale Out
GROSS	69,120.00	LB	
TARE	29,880.00	LB	
NET	39,240.00	LB	19.62 TN

Signature:_____

Quantity		Description	Rate	Extension	Tax	Total
19.62	TN	Contaminated ADC - Tons				
1.00		Environmental Fee				

Docusign Envelope ID: 37AB93EC-DEF1-87BF-829B-51F74B074A45

Vonco-II, LLC
15301 140th Ave SE

TICKET #: **1104234**
Operator: Jmussehl
In: 06/24/2026 8:15 am
Out: 06/24/2026 8:15 am
Vehicle: YCJ5331 6AXE

001005
VEIT & COMPANY INC
14000 VEIT PLACE

INBOUND
INVOICE

Contract: 26-118-I City of Rogers Activity Center 26

Reference:

Work Order#: 0
Cell: 3G

			Scale In Tare Out
GROSS	69,380.00	LB	
TARE	30,120.00	LB	
NET	39,260.00	LB	19.63 TN

Signature:_____

Quantity		Description	Rate	Extension	Tax	Total
19.63	TN	Contaminated ADC - Tons				
1.00		Environmental Fee				

Docusign Envelope ID: 37AB93EC-DEF1-87BF-829B-51F74B074A45

0

REPRINT

901005 - VEIT & COMPANY INC
14000 VEIT PLACE
ROGERS, MN 55374

SITE	TICKET	GRID
01	1104699	3G

WEIGHMASTER: Jon Mussehl

DATE IN	TIME IN
June 25, 2025	3:48 pm
DATE OUT	TIME OUT
June 25, 2025	3:48 pm
VEHICLE	CONTAINER
YCH4639 6AXE	

26-118-I City of Rogers Activity Center 260060
5/23/2026 to 6/22/2029

CUSTOMER TYPE Inter Company

GROSS	68180 lb	Scale In	INBOUND
TARE	29880 lb	Tare Out	INVOICE
NET	38300 lb		

Qty	Unit	Description	Origin	Rate	Extension	Tax	Total
19.15	tn	Contaminated ADC - T	HENNEPIN COUNTY 100%				
1.00		Environmental Fee					

SIGNATURE:_____

Docusign Envelope ID: 37AB93EC-DEF1-87BF-829B-51F74B074A45

Vonco II, LLC
15301 140th Ave SE

TICKET #: **1104680**
Operator: Jmussehl
In : 06/25/2026 3:11 pm
Out: 06/25/2026 3:11 pm
Vehicle: VS7644 6AXE

001005
VEIT & COMPANY INC
14000 VEIT PLACE

INBOUND
INVOICE

Contract: 26-118-I City of Rogers Activity Center 26

Reference:

Work Order#: 0
Cell: 3G

			Scale In Tare Out
GROSS	73,600.00	LB	
TARE	31,340.00	LB	
NET	42,260.00	LB	21.13 TN

Signature:_____

Quantity		Description	Rate	Extension	Tax	Total
21.13	TN	Contaminated ADC - Tons				
1.00		Environmental Fee				

Vonco II, LLC

Docusign Envelope ID: 37AB93EC-DEF1-87BF-829B-51F74B074A45

TICKET #: **1104649**
Operator: Jmussehl
In : 06/25/2026 1:48 pm
Out: 06/25/2026 1:48 pm
Vehicle: YCH4639 6AXE

001005
VEIT & COMPANY INC
14000 VEIT PLACE

INBOUND
INVOICE

Contract: 26-118-I City of Rogers Activity Center 26

Work Order#: 0

Reference:

Cell: 3G

			Scale In Tare Out	
GROSS	71,360.00	LB		
TARE	29,880.00	LB		
NET	41,480.00	LB	20.74	TN

Signature:_____

Quantity		Description	Rate	Extension	Tax	Total
20.74	TN	Contaminated ADC - Tons				
1.00		Environmental Fee				

Vonco II, LLC

Docusign Envelope ID: 37AB93EC-DEF1-87BF-829B-51F74B074A45

TICKET #: **1104588**
Operator: Jmussehl
In : 06/25/2026 11:40 am
Out: 06/25/2026 11:40 am
Vehicle: YCH4639 6AXE

001005
VEIT & COMPANY INC
14000 VEIT PLACE

INBOUND
INVOICE

Contract: 26-118-I City of Rogers Activity Center 26

Reference:

Work Order#: 0

Cell: 3G

			Scale In Tare Out	
GROSS	69,360.00	LB		
TARE	29,880.00	LB		
NET	39,480.00	LB	19.74	TN

Signature:_____

Quantity		Description	Rate	Extension	Tax	Total
19.74	TN	Contaminated ADC - Tons				
1.00		Environmental Fee				

Docusign Envelope ID: 37AB93EC-DEF1-87BF-829B-51F74B074A45

Vonco II, LLC
15301 140th Ave SE

TICKET #: **1104533**
Operator: Jmussehl
In: 06/25/2026 9:48 am
Out: 06/25/2026 9:48 am
Vehicle: YCH4639 6AXE

001005
VEIT & COMPANY INC
14000 VEIT PLACE

INBOUND
INVOICE

Contract: 26-118-I City of Rogers Activity Center 26

Reference:

Work Order#: 0
Cell: 3G

			Scale In Tare Out
GROSS	70,140.00	LB	
TARE	29,880.00	LB	
NET	40,260.00	LB	20.13 TN

Signature:_____

Quantity		Description	Rate	Extension	Tax	Total
20.13	TN	Contaminated ADC - Tons				
1.00		Environmental Fee				

Docusign Envelope ID: 37AB93EC-DEF1-87BF-829B-51F74B074A45

Vonco II, LLC
15301 140th Ave SE

TICKET #: **1104472**
Operator: Jmussehl
In : 06/25/2026 7:56 am
Out: 06/25/2026 7:56 am
Vehicle: YCH4639 6AXE

001005
VEIT & COMPANY INC
14000 VEIT PLACE

INBOUND
INVOICE

Contract: 26-118-I City of Rogers Activity Center 26

Reference:

Work Order#: 0
Cell: 3G

			Scale In Tare Out
GROSS	65,660.00	LB	
TARE	29,880.00	LB	
NET	35,780.00	LB	17.89 TN

Signature:_____

Quantity		Description	Rate	Extension	Tax	Total
17.89	TN	Contaminated ADC - Tons				
1.00		Environmental Fee				

Docusign Envelope ID: 37AB93EC-DEF1-87BF-829B-51F74B074A45

Vonco II, LLC
15301 140th Ave SE

TICKET #: **1104771**
Operator: Jmussehl
In: 06/26/2026 7:53 am
Out: 06/26/2026 7:53 am
Vehicle: VS7644 6AXE

001005
VEIT & COMPANY INC
14000 VEIT PLACE

INBOUND
INVOICE

Contract: 26-118-I City of Rogers Activity Center 26

Reference:

Work Order#: 0
Cell: 3G

			Scale In Tare Out
GROSS	73,920.00	LB	
TARE	31,340.00	LB	
NET	42,580.00	LB	21.29 TN

Signature:_____

Quantity		Description	Rate	Extension	Tax	Total
21.29	TN	Contaminated ADC - Tons				
1.00		Environmental Fee				

Docusign Envelope ID: 37AB93EC-DEF1-87BF-829B-51F74B074A45

.vonco II, LLC
15301 140th Ave SE

TICKET #: **1105085**
Operator: Jmussehl
In : 06/29/2026 7:56 am
Out: 06/29/2026 7:56 am
Vehicle: YCH4639 6AXE

001005
VEIT & COMPANY INC
14000 VEIT PLACE

INBOUND
INVOICE

Contract: 26-118-I City of Rogers Activity Center 26

Reference:

Work Order#: 0
Cell: 3G

			Scale In Tare Out
GROSS	64,140.00	LB	
TARE	29,880.00	LB	
NET	34,260.00	LB	17.13 TN

Signature:_____

Quantity		Description	Rate	Extension	Tax	Total
17.13	TN	Contaminated ADC - Tons				
1.00		Environmental Fee				

Docusign Envelope ID: 37AB93EC-DEF1-87BF-829B-51F74B074A45

eurofins | Environment Testing

ANALYTICAL REPORT

PREPARED FOR

Attn: Reggie Carlson
American Engineering Testing Inc.
550 Cleveland Ave North
St. Paul, Minnesota 55114

Generated 6/18/2026 3:34:29 PM

JOB DESCRIPTION

Rogers Ice Arena Addition
P-0049771

JOB NUMBER

310-334195-1

Eurofins Cedar Falls
3019 Venture Way
Cedar Falls IA 50613

See page two for job notes and contact information.

my EOL

Eurofins Cedar Falls

Job Notes

This report may not be reproduced except in full, and with written approval from the laboratory. The results relate only to the samples tested. For questions please contact the Project Manager at the e-mail address or telephone number listed on this page.

The test results in this report relate only to the samples as received by the laboratory and will meet all requirements of the methodology, with any exceptions noted. This report shall not be reproduced except in full, without the express written approval of the laboratory. All questions should be directed to the Eurofins Environment Testing North Central, LLC Project Manager.

Authorization

Generated
6/18/2026 3:34:29 PM

Authorized for release by
Zach Bindert, Senior Project Manager
Zach.Bindert@et.eurofinsus.com
(319)595-2016

Table of Contents

Cover Page 1
Table of Contents 3
Case Narrative 4
Sample Summary 6
Detection Summary 7
Client Sample Results 8
Definitions 17
Surrogate Summary 18
QC Sample Results 19
QC Association 34
Chronicle 37
Certification Summary 39
Method Summary 40
Chain of Custody 41
Receipt Checklists 45

Case Narrative

Client: American Engineering Testing Inc.
Project: Rogers Ice Arena Addition

Job ID: 310-334195-1

Job Narrative
310-334195-1

The analytical test results presented in this report meet all requirements of the associated regulatory program listed on the Accreditation/Certification Summary Page, unless otherwise noted. Data qualifiers and/or narrative comments are included to explain any exceptions, if applicable. Regulated compliance samples (e.g. SDWA, NPDES) must comply with associated agency requirements/permits.

- Matrix-specific batch QC (e.g., MS, MSD, SD) may not be reported when insufficient sample volume is available or when site-specific QC samples are not submitted. In such cases, a Laboratory Control Sample Duplicate (LCSD) may be analyzed to provide precision data for the batch.
- For samples analyzed using surrogate and/or isotope dilution analytes, any recoveries falling outside of established acceptance criteria are re-prepared and/or re-analyzed to confirm results, unless the deviation is due to sample dilution or otherwise explained in the case narrative.

Receipt
The samples were received on 6/12/2026 1:40 PM. Unless otherwise noted below, the samples arrived in good condition, and, where required, properly preserved and on ice. The temperature of the cooler at receipt time was 1.1°C.

GC/MS VOA
Method 8260D: The continuing calibration verification (CCV) associated with batch 310-491852 recovered above the upper control limit for Carbon tetrachloride(22%D), Chlorodibromomethane(25%D), Tetrachloroethane(32%D), Bromoform(27%D), Trichloroethene(26%D), Bromobenzene(27%D), 1,1,1,2-Tetrachloroethane(25%D), and Hexachlorobutadiene(26%D). The samples associated with this CCV were non-detects for the affected analytes; therefore, the data have been reported. The associated sample is:(CCV 310-491852/3).

Method 8260D: The continuing calibration verification (CCV) associated with batch 310-491852 recovered outside of the control limits for Acetone(-32%D) and 2,2-Dichloropropane(-22%D). A CCV standard at or below the reporting limit (RL) was analyzed with the affected samples and found to be acceptable. The samples associated with this CCV were non-detects for the affected analyte; therefore, the data have been reported. The associated sample is impacted: (CCV 310-491852/3).

Method 8260D: The continuing calibration verification (CCV) associated with batch 310-491958 recovered above the upper control limit for 1,1-Dichloroethene(21%D). The samples associated with this CCV were non-detects for the affected analytes; therefore, the data have been reported. The associated sample is:(CCV 310-491958/3).

Method 8260D: The continuing calibration verification (CCV) associated with batch 310-491958 recovered outside of the control limits for Bromomethane(-26%D). A CCV standard at or below the reporting limit (RL) was analyzed with the affected samples and found to be acceptable. The samples associated with this CCV were non-detects for the affected analyte; therefore, the data have been reported. The associated sample is impacted: (CCV 310-491958/4).

Method 8260D: The continuing calibration verification (CCV) associated with batch 310-492116 recovered outside of the control limits for Acetone(-35%D), 2,2-Dichloropropane(-24%D), 2-Butanone(-21%D), 1,1-Dichloroethane(-23%D), and Ethyl ether(-23%D). A CCV standard at or below the reporting limit (RL) was analyzed with the affected samples and found to be acceptable. The samples associated with this CCV were non-detects for the affected analyte; therefore, the data have been reported. The associated sample is impacted: (CCV 310-492116/3).

Method 8260D: The continuing calibration verification (CCV) associated with batch 310-492116 recovered outside of the control limits for Bromomethane(-22%D). A CCV standard at or below the reporting limit (RL) was analyzed with the affected samples and found to be acceptable. The samples associated with this CCV were non-detects for the affected analyte; therefore, the data have been reported. The associated sample is impacted: (CCV 310-492116/4).

No additional analytical or quality issues were noted, other than those described above or in the Definitions/ Glossary page.

GC/MS Semi VOA
No additional analytical or quality issues were noted, other than those described above or in the Definitions/ Glossary page.

Gasoline Range Organics
No additional analytical or quality issues were noted, other than those described above or in the Definitions/ Glossary page.

Case Narrative

Client: American Engineering Testing Inc.
Project: Rogers Ice Arena Addition

Job ID: 310-334195-1

Job ID: 310-334195-1 (Continued)

Eurofins Cedar Falls

Diesel Range Organics
No additional analytical or quality issues were noted, other than those described above or in the Definitions/ Glossary page.

Metals
No additional analytical or quality issues were noted, other than those described above or in the Definitions/ Glossary page.

General Chemistry
No additional analytical or quality issues were noted, other than those described above or in the Definitions/ Glossary page.

Sample Summary

Client: American Engineering Testing Inc.
Project/Site: Rogers Ice Arena Addition

Job ID: 310-334195-1
SDG: P-0049771

Lab Sample ID	Client Sample ID	Matrix	Collected	Received	Sample Origin
310-334195-1	SS-1	Solid	06/11/26 08:35	06/12/26 13:40	Minnesota
310-334195-2	SS-2	Solid	06/11/26 08:39	06/12/26 13:40	Minnesota
310-334195-3	SS-3	Solid	06/11/26 08:44	06/12/26 13:40	Minnesota

Detection Summary

Client: American Engineering Testing Inc.
Project/Site: Rogers Ice Arena Addition

Job ID: 310-334195-1
SDG: P-0049771

Client Sample ID: SS-1 — Lab Sample ID: 310-334195-1

Analyte	Result	Qualifier	RL	MDL	Unit	Dil Fac	D	Method	Prep Type
Benzo[a]anthracene	0.00668		0.00535		mg/Kg	1	☼	8270E	Total/NA
Benzo[a]pyrene	0.00693		0.00535		mg/Kg	1	☼	8270E	Total/NA
Benzo[b]fluoranthene	0.00871		0.00535		mg/Kg	1	☼	8270E	Total/NA
Benzo[g,h,i]perylene	0.00869		0.00535		mg/Kg	1	☼	8270E	Total/NA
Chrysene	0.00750		0.00535		mg/Kg	1	☼	8270E	Total/NA
Fluoranthene	0.0107		0.00535		mg/Kg	1	☼	8270E	Total/NA
Pyrene	0.00890		0.00535		mg/Kg	1	☼	8270E	Total/NA
Arsenic	2.62		0.951		mg/Kg	2	☼	6020B	Total/NA
Barium	68.3		0.951		mg/Kg	2	☼	6020B	Total/NA
Chromium	7.99		0.380		mg/Kg	2	☼	6020B	Total/NA
Lead	4.43		0.190		mg/Kg	2	☼	6020B	Total/NA

Client Sample ID: SS-2 — Lab Sample ID: 310-334195-2

Analyte	Result	Qualifier	RL	MDL	Unit	Dil Fac	D	Method	Prep Type
Benzo[a]anthracene	0.0181		0.00510		mg/Kg	1	☼	8270E	Total/NA
Benzo[a]pyrene	0.0170		0.00510		mg/Kg	1	☼	8270E	Total/NA
Benzo[b]fluoranthene	0.0193		0.00510		mg/Kg	1	☼	8270E	Total/NA
Benzo[g,h,i]perylene	0.0147		0.00510		mg/Kg	1	☼	8270E	Total/NA
Benzo[k]fluoranthene	0.00842		0.00510		mg/Kg	1	☼	8270E	Total/NA
Chrysene	0.0192		0.00510		mg/Kg	1	☼	8270E	Total/NA
Fluoranthene	0.0357		0.00510		mg/Kg	1	☼	8270E	Total/NA
Indeno[1,2,3-cd]pyrene	0.0103		0.00510		mg/Kg	1	☼	8270E	Total/NA
Phenanthrene	0.0152		0.00510		mg/Kg	1	☼	8270E	Total/NA
Pyrene	0.0343		0.00510		mg/Kg	1	☼	8270E	Total/NA
Arsenic	3.02		0.924		mg/Kg	2	☼	6020B	Total/NA
Barium	55.9		0.924		mg/Kg	2	☼	6020B	Total/NA
Chromium	6.40		0.369		mg/Kg	2	☼	6020B	Total/NA
Lead	4.77		0.185		mg/Kg	2	☼	6020B	Total/NA

Client Sample ID: SS-3 — Lab Sample ID: 310-334195-3

Analyte	Result	Qualifier	RL	MDL	Unit	Dil Fac	D	Method	Prep Type
Arsenic	1.68		0.920		mg/Kg	2	☼	6020B	Total/NA
Barium	28.4		0.920		mg/Kg	2	☼	6020B	Total/NA
Chromium	6.14		0.368		mg/Kg	2	☼	6020B	Total/NA
Lead	2.39		0.184		mg/Kg	2	☼	6020B	Total/NA

This Detection Summary does not include radiochemical test results.

Client Sample Results

Client: American Engineering Testing Inc.
Project/Site: Rogers Ice Arena Addition

Job ID: 310-334195-1
SDG: P-0049771

Client Sample ID: SS-1

Date Collected: 06/11/26 08:35
Date Received: 06/12/26 13:40

Lab Sample ID: 310-334195-1

Matrix: Solid

Method: SW846 8260D - Volatile Organic Compounds by GC/MS

Analyte	Result	Qualifier	RL	MDL	Unit	D	Prepared	Analyzed	Dil Fac
Acetone	<0.584		0.584		mg/Kg	☼	06/15/26 11:00	06/16/26 13:03	1
Allyl chloride	<0.117		0.117		mg/Kg	☼	06/15/26 11:00	06/16/26 13:03	1
Benzene	<0.117		0.117		mg/Kg	☼	06/15/26 11:00	06/16/26 13:03	1
Bromobenzene	<0.117		0.117		mg/Kg	☼	06/15/26 11:00	06/16/26 13:03	1
Bromochloromethane	<0.117		0.117		mg/Kg	☼	06/15/26 11:00	06/16/26 13:03	1
Dichlorobromomethane	<0.117		0.117		mg/Kg	☼	06/15/26 11:00	06/16/26 13:03	1
Bromoform	<0.117		0.117		mg/Kg	☼	06/15/26 11:00	06/16/26 13:03	1
Bromomethane	<0.584		0.584		mg/Kg	☼	06/15/26 11:00	06/16/26 13:03	1
2-Butanone (MEK)	<0.877	*-	0.877		mg/Kg	☼	06/15/26 11:00	06/16/26 13:03	1
Carbon tetrachloride	<0.117		0.117		mg/Kg	☼	06/15/26 11:00	06/16/26 13:03	1
Chlorobenzene	<0.117		0.117		mg/Kg	☼	06/15/26 11:00	06/16/26 13:03	1
Chlorodibromomethane	<0.117		0.117		mg/Kg	☼	06/15/26 11:00	06/16/26 13:03	1
Chloroethane	<0.292		0.292		mg/Kg	☼	06/15/26 11:00	06/16/26 13:03	1
Chloroform	<0.117		0.117		mg/Kg	☼	06/15/26 11:00	06/16/26 13:03	1
Chloromethane	<0.292		0.292		mg/Kg	☼	06/15/26 11:00	06/16/26 13:03	1
2-Chlorotoluene	<0.117		0.117		mg/Kg	☼	06/15/26 11:00	06/16/26 13:03	1
4-Chlorotoluene	<0.117		0.117		mg/Kg	☼	06/15/26 11:00	06/16/26 13:03	1
cis-1,2-Dichloroethene	<0.117		0.117		mg/Kg	☼	06/15/26 11:00	06/16/26 13:03	1
cis-1,3-Dichloropropene	<0.117		0.117		mg/Kg	☼	06/15/26 11:00	06/16/26 13:03	1
1,2-Dibromo-3-Chloropropane	<0.117		0.117		mg/Kg	☼	06/15/26 11:00	06/16/26 13:03	1
1,2-Dibromoethane (EDB)	<0.117		0.117		mg/Kg	☼	06/15/26 11:00	06/16/26 13:03	1
Dibromomethane	<0.117		0.117		mg/Kg	☼	06/15/26 11:00	06/16/26 13:03	1
1,2-Dichlorobenzene	<0.117		0.117		mg/Kg	☼	06/15/26 11:00	06/16/26 13:03	1
1,3-Dichlorobenzene	<0.117		0.117		mg/Kg	☼	06/15/26 11:00	06/16/26 13:03	1
1,4-Dichlorobenzene	<0.117		0.117		mg/Kg	☼	06/15/26 11:00	06/16/26 13:03	1
Dichlorodifluoromethane	<0.117		0.117		mg/Kg	☼	06/15/26 11:00	06/16/26 13:03	1
1,1-Dichloroethane	<0.117		0.117		mg/Kg	☼	06/15/26 11:00	06/16/26 13:03	1
1,2-Dichloroethane	<0.117		0.117		mg/Kg	☼	06/15/26 11:00	06/16/26 13:03	1
1,1-Dichloroethene	<0.117		0.117		mg/Kg	☼	06/15/26 11:00	06/16/26 13:03	1
1,2-Dichloropropane	<0.117		0.117		mg/Kg	☼	06/15/26 11:00	06/16/26 13:03	1
1,3-Dichloropropane	<0.117		0.117		mg/Kg	☼	06/15/26 11:00	06/16/26 13:03	1
2,2-Dichloropropane	<0.117		0.117		mg/Kg	☼	06/15/26 11:00	06/16/26 13:03	1
1,1-Dichloropropene	<0.117		0.117		mg/Kg	☼	06/15/26 11:00	06/16/26 13:03	1
Diethyl ether	<0.117		0.117		mg/Kg	☼	06/15/26 11:00	06/16/26 13:03	1
Ethylbenzene	<0.117		0.117		mg/Kg	☼	06/15/26 11:00	06/16/26 13:03	1
Hexachlorobutadiene	<0.292		0.292		mg/Kg	☼	06/15/26 11:00	06/16/26 13:03	1
Isopropylbenzene	<0.117		0.117		mg/Kg	☼	06/15/26 11:00	06/16/26 13:03	1
Methylene Chloride	<0.292		0.292		mg/Kg	☼	06/15/26 11:00	06/16/26 13:03	1
4-Methyl-2-pentanone (MIBK)	<0.117		0.117		mg/Kg	☼	06/15/26 11:00	06/16/26 13:03	1
Methyl tert-butyl ether	<0.117		0.117		mg/Kg	☼	06/15/26 11:00	06/16/26 13:03	1
Naphthalene	<0.292		0.292		mg/Kg	☼	06/15/26 11:00	06/16/26 13:03	1
n-Butylbenzene	<0.117		0.117		mg/Kg	☼	06/15/26 11:00	06/16/26 13:03	1
N-Propylbenzene	<0.117		0.117		mg/Kg	☼	06/15/26 11:00	06/16/26 13:03	1
4-Isopropyltoluene	<0.117		0.117		mg/Kg	☼	06/15/26 11:00	06/16/26 13:03	1
sec-Butylbenzene	<0.117		0.117		mg/Kg	☼	06/15/26 11:00	06/16/26 13:03	1
Styrene	<0.117		0.117		mg/Kg	☼	06/15/26 11:00	06/16/26 13:03	1
tert-Butylbenzene	<0.117		0.117		mg/Kg	☼	06/15/26 11:00	06/16/26 13:03	1
1,1,1,2-Tetrachloroethane	<0.117		0.117		mg/Kg	☼	06/15/26 11:00	06/16/26 13:03	1
1,1,2,2-Tetrachloroethane	<0.117		0.117		mg/Kg	☼	06/15/26 11:00	06/16/26 13:03	1

Client Sample Results

Client: American Engineering Testing Inc.
Project/Site: Rogers Ice Arena Addition

Job ID: 310-334195-1
SDG: P-0049771

Client Sample ID: SS-1

Date Collected: 06/11/26 08:35
Date Received: 06/12/26 13:40

Lab Sample ID: 310-334195-1

Matrix: Solid

Method: SW846 8260D - Volatile Organic Compounds by GC/MS (Continued)

Analyte	Result	Qualifier	RL	MDL	Unit	D	Prepared	Analyzed	Dil Fac
Tetrachloroethene	<0.117		0.117		mg/Kg	☼	06/15/26 11:00	06/16/26 13:03	1
Tetrahydrofuran	<0.117		0.117		mg/Kg	☼	06/15/26 11:00	06/16/26 13:03	1
Toluene	<0.117		0.117		mg/Kg	☼	06/15/26 11:00	06/16/26 13:03	1
trans-1,2-Dichloroethene	<0.117		0.117		mg/Kg	☼	06/15/26 11:00	06/16/26 13:03	1
trans-1,3-Dichloropropene	<0.117		0.117		mg/Kg	☼	06/15/26 11:00	06/16/26 13:03	1
1,2,3-Trichlorobenzene	<0.117		0.117		mg/Kg	☼	06/15/26 11:00	06/16/26 13:03	1
1,2,4-Trichlorobenzene	<0.117		0.117		mg/Kg	☼	06/15/26 11:00	06/16/26 13:03	1
1,1,1-Trichloroethane	<0.117		0.117		mg/Kg	☼	06/15/26 11:00	06/16/26 13:03	1
1,1,2-Trichloroethane	<0.117		0.117		mg/Kg	☼	06/15/26 11:00	06/16/26 13:03	1
Trichloroethene	<0.117		0.117		mg/Kg	☼	06/15/26 11:00	06/16/26 13:03	1
Trichlorofluoromethane	<0.117		0.117		mg/Kg	☼	06/15/26 11:00	06/16/26 13:03	1
1,2,3-Trichloropropane	<0.117		0.117		mg/Kg	☼	06/15/26 11:00	06/16/26 13:03	1
1,1,2-Trichloro-1,2,2-trifluoroethane	<0.117		0.117		mg/Kg	☼	06/15/26 11:00	06/16/26 13:03	1
1,2,4-Trimethylbenzene	<0.117		0.117		mg/Kg	☼	06/15/26 11:00	06/16/26 13:03	1
1,3,5-Trimethylbenzene	<0.117		0.117		mg/Kg	☼	06/15/26 11:00	06/16/26 13:03	1
Vinyl chloride	<0.117		0.117		mg/Kg	☼	06/15/26 11:00	06/16/26 13:03	1
Xylenes, Total	<0.175		0.175		mg/Kg	☼	06/15/26 11:00	06/16/26 13:03	1

Surrogate	*%Recovery*	*Qualifier*	*Limits*	*Prepared*	*Analyzed*	*Dil Fac*
4-Bromofluorobenzene (Surr)	*93*		*80 - 120*	*06/15/26 11:00*	*06/16/26 13:03*	*1*
Dibromofluoromethane (Surr)	*98*		*80 - 120*	*06/15/26 11:00*	*06/16/26 13:03*	*1*
Toluene-d8 (Surr)	*94*		*80 - 120*	*06/15/26 11:00*	*06/16/26 13:03*	*1*

Method: SW846 8270E - Semivolatile Organic Compounds (GC-MS/MS)

Analyte	Result	Qualifier	RL	MDL	Unit	D	Prepared	Analyzed	Dil Fac
Acenaphthene	<0.00535		0.00535		mg/Kg	☼	06/15/26 15:02	06/17/26 19:57	1
Acenaphthylene	<0.00535		0.00535		mg/Kg	☼	06/15/26 15:02	06/17/26 19:57	1
Anthracene	<0.00535		0.00535		mg/Kg	☼	06/15/26 15:02	06/17/26 19:57	1
Benzo[a]anthracene	**0.00668**		0.00535		mg/Kg	☼	06/15/26 15:02	06/17/26 19:57	1
Benzo[a]pyrene	**0.00693**		0.00535		mg/Kg	☼	06/15/26 15:02	06/17/26 19:57	1
Benzo[b]fluoranthene	**0.00871**		0.00535		mg/Kg	☼	06/15/26 15:02	06/17/26 19:57	1
Benzo[g,h,i]perylene	**0.00869**		0.00535		mg/Kg	☼	06/15/26 15:02	06/17/26 19:57	1
Benzo[k]fluoranthene	<0.00535		0.00535		mg/Kg	☼	06/15/26 15:02	06/17/26 19:57	1
Chrysene	**0.00750**		0.00535		mg/Kg	☼	06/15/26 15:02	06/17/26 19:57	1
Dibenz(a,h)anthracene	<0.00535		0.00535		mg/Kg	☼	06/15/26 15:02	06/17/26 19:57	1
Fluoranthene	**0.0107**		0.00535		mg/Kg	☼	06/15/26 15:02	06/17/26 19:57	1
Fluorene	<0.00535		0.00535		mg/Kg	☼	06/15/26 15:02	06/17/26 19:57	1
Indeno[1,2,3-cd]pyrene	<0.00535		0.00535		mg/Kg	☼	06/15/26 15:02	06/17/26 19:57	1
2-Methylnaphthalene	<0.00535		0.00535		mg/Kg	☼	06/15/26 15:02	06/17/26 19:57	1
Naphthalene	<0.00535		0.00535		mg/Kg	☼	06/15/26 15:02	06/17/26 19:57	1
Phenanthrene	<0.00535		0.00535		mg/Kg	☼	06/15/26 15:02	06/17/26 19:57	1
Pyrene	**0.00890**		0.00535		mg/Kg	☼	06/15/26 15:02	06/17/26 19:57	1

Surrogate	*%Recovery*	*Qualifier*	*Limits*	*Prepared*	*Analyzed*	*Dil Fac*
2-Fluorobiphenyl (Surr)	*56*		*20 - 122*	*06/15/26 15:02*	*06/17/26 19:57*	*1*
Nitrobenzene-d5 (Surr)	*57*		*10 - 132*	*06/15/26 15:02*	*06/17/26 19:57*	*1*
Terphenyl-d14 (Surr)	*62*		*10 - 119*	*06/15/26 15:02*	*06/17/26 19:57*	*1*

Client Sample Results

Client: American Engineering Testing Inc.
Project/Site: Rogers Ice Arena Addition

Job ID: 310-334195-1
SDG: P-0049771

Client Sample ID: SS-1

Date Collected: 06/11/26 08:35
Date Received: 06/12/26 13:40

Lab Sample ID: 310-334195-1

Matrix: Solid

Method: WI-GRO - Wisconsin - Gasoline Range Organics (GC)

Analyte	Result	Qualifier	RL	MDL	Unit	D	Prepared	Analyzed	Dil Fac
Wisconsin GRO	<11.3		11.3		mg/Kg	☼	06/15/26 12:29	06/16/26 08:41	1

Surrogate	*%Recovery*	*Qualifier*	*Limits*	*Prepared*	*Analyzed*	*Dil Fac*
4-Bromofluorobenzene (Surr)	*101*		*80 - 120*	*06/15/26 12:29*	*06/16/26 08:41*	*1*

Method: WI-DRO - Wisconsin - Diesel Range Organics (GC)

Analyte	Result	Qualifier	RL	MDL	Unit	D	Prepared	Analyzed	Dil Fac
Diesel Range Organics [C10-C28]	<7.16		7.16		mg/Kg	☼	06/15/26 15:47	06/16/26 13:50	1

Method: SW846 6020B - Metals (ICP/MS)

Analyte	Result	Qualifier	RL	MDL	Unit	D	Prepared	Analyzed	Dil Fac
Arsenic	**2.62**		0.951		mg/Kg	☼	06/16/26 15:00	06/17/26 11:26	2
Barium	**68.3**		0.951		mg/Kg	☼	06/16/26 15:00	06/17/26 11:26	2
Cadmium	<0.190		0.190		mg/Kg	☼	06/16/26 15:00	06/17/26 11:26	2
Chromium	**7.99**		0.380		mg/Kg	☼	06/16/26 15:00	06/17/26 11:26	2
Lead	**4.43**		0.190		mg/Kg	☼	06/16/26 15:00	06/17/26 11:26	2
Selenium	<0.951		0.951		mg/Kg	☼	06/16/26 15:00	06/17/26 11:26	2
Silver	<0.190		0.190		mg/Kg	☼	06/16/26 15:00	06/17/26 11:26	2

Method: SW846 7471B - Mercury (CVAA)

Analyte	Result	Qualifier	RL	MDL	Unit	D	Prepared	Analyzed	Dil Fac
Mercury	<0.110		0.110		mg/Kg	☼	06/16/26 15:00	06/17/26 11:39	1

General Chemistry

Analyte	Result	Qualifier	RL	MDL	Unit	D	Prepared	Analyzed	Dil Fac
Percent Moisture (EPA Moisture)	**7.8**		0.1		%			06/13/26 04:26	1
Percent Solids (EPA Moisture)	**92.2**		0.1		%			06/13/26 04:26	1

Client Sample Results

Client: American Engineering Testing Inc.
Project/Site: Rogers Ice Arena Addition

Job ID: 310-334195-1
SDG: P-0049771

Client Sample ID: SS-2

Date Collected: 06/11/26 08:39
Date Received: 06/12/26 13:40

Lab Sample ID: 310-334195-2

Matrix: Solid

Method: SW846 8260D - Volatile Organic Compounds by GC/MS

Analyte	Result	Qualifier	RL	MDL	Unit	D	Prepared	Analyzed	Dil Fac
Acetone	<0.594		0.594		mg/Kg	☼	06/17/26 10:38	06/18/26 05:29	1
Allyl chloride	<0.119		0.119		mg/Kg	☼	06/17/26 10:38	06/18/26 05:29	1
Benzene	<0.119		0.119		mg/Kg	☼	06/17/26 10:38	06/18/26 05:29	1
Bromobenzene	<0.119		0.119		mg/Kg	☼	06/17/26 10:38	06/18/26 05:29	1
Bromochloromethane	<0.119		0.119		mg/Kg	☼	06/17/26 10:38	06/18/26 05:29	1
Dichlorobromomethane	<0.119		0.119		mg/Kg	☼	06/17/26 10:38	06/18/26 05:29	1
Bromoform	<0.119		0.119		mg/Kg	☼	06/17/26 10:38	06/18/26 05:29	1
Bromomethane	<0.594		0.594		mg/Kg	☼	06/17/26 10:38	06/18/26 05:29	1
2-Butanone (MEK)	<0.892		0.892		mg/Kg	☼	06/17/26 10:38	06/18/26 05:29	1
Carbon tetrachloride	<0.119		0.119		mg/Kg	☼	06/17/26 10:38	06/18/26 05:29	1
Chlorobenzene	<0.119		0.119		mg/Kg	☼	06/17/26 10:38	06/18/26 05:29	1
Chlorodibromomethane	<0.119		0.119		mg/Kg	☼	06/17/26 10:38	06/18/26 05:29	1
Chloroethane	<0.297		0.297		mg/Kg	☼	06/17/26 10:38	06/18/26 05:29	1
Chloroform	<0.119		0.119		mg/Kg	☼	06/17/26 10:38	06/18/26 05:29	1
Chloromethane	<0.297		0.297		mg/Kg	☼	06/17/26 10:38	06/18/26 05:29	1
2-Chlorotoluene	<0.119		0.119		mg/Kg	☼	06/17/26 10:38	06/18/26 05:29	1
4-Chlorotoluene	<0.119		0.119		mg/Kg	☼	06/17/26 10:38	06/18/26 05:29	1
cis-1,2-Dichloroethene	<0.119		0.119		mg/Kg	☼	06/17/26 10:38	06/18/26 05:29	1
cis-1,3-Dichloropropene	<0.119		0.119		mg/Kg	☼	06/17/26 10:38	06/18/26 05:29	1
1,2-Dibromo-3-Chloropropane	<0.119		0.119		mg/Kg	☼	06/17/26 10:38	06/18/26 05:29	1
1,2-Dibromoethane (EDB)	<0.119		0.119		mg/Kg	☼	06/17/26 10:38	06/18/26 05:29	1
Dibromomethane	<0.119		0.119		mg/Kg	☼	06/17/26 10:38	06/18/26 05:29	1
1,2-Dichlorobenzene	<0.119		0.119		mg/Kg	☼	06/17/26 10:38	06/18/26 05:29	1
1,3-Dichlorobenzene	<0.119		0.119		mg/Kg	☼	06/17/26 10:38	06/18/26 05:29	1
1,4-Dichlorobenzene	<0.119		0.119		mg/Kg	☼	06/17/26 10:38	06/18/26 05:29	1
Dichlorodifluoromethane	<0.119		0.119		mg/Kg	☼	06/17/26 10:38	06/18/26 05:29	1
1,1-Dichloroethane	<0.119		0.119		mg/Kg	☼	06/17/26 10:38	06/18/26 05:29	1
1,2-Dichloroethane	<0.119		0.119		mg/Kg	☼	06/17/26 10:38	06/18/26 05:29	1
1,1-Dichloroethene	<0.119		0.119		mg/Kg	☼	06/17/26 10:38	06/18/26 05:29	1
1,2-Dichloropropane	<0.119		0.119		mg/Kg	☼	06/17/26 10:38	06/18/26 05:29	1
1,3-Dichloropropane	<0.119		0.119		mg/Kg	☼	06/17/26 10:38	06/18/26 05:29	1
2,2-Dichloropropane	<0.119		0.119		mg/Kg	☼	06/17/26 10:38	06/18/26 05:29	1
1,1-Dichloropropene	<0.119		0.119		mg/Kg	☼	06/17/26 10:38	06/18/26 05:29	1
Diethyl ether	<0.119		0.119		mg/Kg	☼	06/17/26 10:38	06/18/26 05:29	1
Ethylbenzene	<0.119		0.119		mg/Kg	☼	06/17/26 10:38	06/18/26 05:29	1
Hexachlorobutadiene	<0.297		0.297		mg/Kg	☼	06/17/26 10:38	06/18/26 05:29	1
Isopropylbenzene	<0.119		0.119		mg/Kg	☼	06/17/26 10:38	06/18/26 05:29	1
Methylene Chloride	<0.297		0.297		mg/Kg	☼	06/17/26 10:38	06/18/26 05:29	1
4-Methyl-2-pentanone (MIBK)	<0.119		0.119		mg/Kg	☼	06/17/26 10:38	06/18/26 05:29	1
Methyl tert-butyl ether	<0.119		0.119		mg/Kg	☼	06/17/26 10:38	06/18/26 05:29	1
Naphthalene	<0.297		0.297		mg/Kg	☼	06/17/26 10:38	06/18/26 05:29	1
n-Butylbenzene	<0.119		0.119		mg/Kg	☼	06/17/26 10:38	06/18/26 05:29	1
N-Propylbenzene	<0.119		0.119		mg/Kg	☼	06/17/26 10:38	06/18/26 05:29	1
4-Isopropyltoluene	<0.119		0.119		mg/Kg	☼	06/17/26 10:38	06/18/26 05:29	1
sec-Butylbenzene	<0.119		0.119		mg/Kg	☼	06/17/26 10:38	06/18/26 05:29	1
Styrene	<0.119		0.119		mg/Kg	☼	06/17/26 10:38	06/18/26 05:29	1
tert-Butylbenzene	<0.119		0.119		mg/Kg	☼	06/17/26 10:38	06/18/26 05:29	1
1,1,1,2-Tetrachloroethane	<0.119		0.119		mg/Kg	☼	06/17/26 10:38	06/18/26 05:29	1
1,1,2,2-Tetrachloroethane	<0.119		0.119		mg/Kg	☼	06/17/26 10:38	06/18/26 05:29	1

Client Sample Results

Client: American Engineering Testing Inc.
Project/Site: Rogers Ice Arena Addition

Job ID: 310-334195-1
SDG: P-0049771

Client Sample ID: SS-2

Date Collected: 06/11/26 08:39
Date Received: 06/12/26 13:40

Lab Sample ID: 310-334195-2

Matrix: Solid

Method: SW846 8260D - Volatile Organic Compounds by GC/MS (Continued)

Analyte	Result	Qualifier	RL	MDL	Unit	D	Prepared	Analyzed	Dil Fac
Tetrachloroethene	<0.119		0.119		mg/Kg	☼	06/17/26 10:38	06/18/26 05:29	1
Tetrahydrofuran	<0.119		0.119		mg/Kg	☼	06/17/26 10:38	06/18/26 05:29	1
Toluene	<0.119		0.119		mg/Kg	☼	06/17/26 10:38	06/18/26 05:29	1
trans-1,2-Dichloroethene	<0.119		0.119		mg/Kg	☼	06/17/26 10:38	06/18/26 05:29	1
trans-1,3-Dichloropropene	<0.119		0.119		mg/Kg	☼	06/17/26 10:38	06/18/26 05:29	1
1,2,3-Trichlorobenzene	<0.119		0.119		mg/Kg	☼	06/17/26 10:38	06/18/26 05:29	1
1,2,4-Trichlorobenzene	<0.119		0.119		mg/Kg	☼	06/17/26 10:38	06/18/26 05:29	1
1,1,1-Trichloroethane	<0.119		0.119		mg/Kg	☼	06/17/26 10:38	06/18/26 05:29	1
1,1,2-Trichloroethane	<0.119		0.119		mg/Kg	☼	06/17/26 10:38	06/18/26 05:29	1
Trichloroethene	<0.119		0.119		mg/Kg	☼	06/17/26 10:38	06/18/26 05:29	1
Trichlorofluoromethane	<0.119		0.119		mg/Kg	☼	06/17/26 10:38	06/18/26 05:29	1
1,2,3-Trichloropropane	<0.119		0.119		mg/Kg	☼	06/17/26 10:38	06/18/26 05:29	1
1,1,2-Trichloro-1,2,2-trifluoroethane	<0.119		0.119		mg/Kg	☼	06/17/26 10:38	06/18/26 05:29	1
1,2,4-Trimethylbenzene	<0.119		0.119		mg/Kg	☼	06/17/26 10:38	06/18/26 05:29	1
1,3,5-Trimethylbenzene	<0.119		0.119		mg/Kg	☼	06/17/26 10:38	06/18/26 05:29	1
Vinyl chloride	<0.119		0.119		mg/Kg	☼	06/17/26 10:38	06/18/26 05:29	1
Xylenes, Total	<0.178		0.178		mg/Kg	☼	06/17/26 10:38	06/18/26 05:29	1

Surrogate	*%Recovery*	*Qualifier*	*Limits*	*Prepared*	*Analyzed*	*Dil Fac*
4-Bromofluorobenzene (Surr)	*95*		*80 - 120*	*06/17/26 10:38*	*06/18/26 05:29*	*1*
Dibromofluoromethane (Surr)	*99*		*80 - 120*	*06/17/26 10:38*	*06/18/26 05:29*	*1*
Toluene-d8 (Surr)	*96*		*80 - 120*	*06/17/26 10:38*	*06/18/26 05:29*	*1*

Method: SW846 8270E - Semivolatile Organic Compounds (GC-MS/MS)

Analyte	Result	Qualifier	RL	MDL	Unit	D	Prepared	Analyzed	Dil Fac
Acenaphthene	<0.00510		0.00510		mg/Kg	☼	06/15/26 15:02	06/17/26 20:21	1
Acenaphthylene	<0.00510		0.00510		mg/Kg	☼	06/15/26 15:02	06/17/26 20:21	1
Anthracene	<0.00510		0.00510		mg/Kg	☼	06/15/26 15:02	06/17/26 20:21	1
Benzo[a]anthracene	**0.0181**		0.00510		mg/Kg	☼	06/15/26 15:02	06/17/26 20:21	1
Benzo[a]pyrene	**0.0170**		0.00510		mg/Kg	☼	06/15/26 15:02	06/17/26 20:21	1
Benzo[b]fluoranthene	**0.0193**		0.00510		mg/Kg	☼	06/15/26 15:02	06/17/26 20:21	1
Benzo[g,h,i]perylene	**0.0147**		0.00510		mg/Kg	☼	06/15/26 15:02	06/17/26 20:21	1
Benzo[k]fluoranthene	**0.00842**		0.00510		mg/Kg	☼	06/15/26 15:02	06/17/26 20:21	1
Chrysene	**0.0192**		0.00510		mg/Kg	☼	06/15/26 15:02	06/17/26 20:21	1
Dibenz(a,h)anthracene	<0.00510		0.00510		mg/Kg	☼	06/15/26 15:02	06/17/26 20:21	1
Fluoranthene	**0.0357**		0.00510		mg/Kg	☼	06/15/26 15:02	06/17/26 20:21	1
Fluorene	<0.00510		0.00510		mg/Kg	☼	06/15/26 15:02	06/17/26 20:21	1
Indeno[1,2,3-cd]pyrene	**0.0103**		0.00510		mg/Kg	☼	06/15/26 15:02	06/17/26 20:21	1
2-Methylnaphthalene	<0.00510		0.00510		mg/Kg	☼	06/15/26 15:02	06/17/26 20:21	1
Naphthalene	<0.00510		0.00510		mg/Kg	☼	06/15/26 15:02	06/17/26 20:21	1
Phenanthrene	**0.0152**		0.00510		mg/Kg	☼	06/15/26 15:02	06/17/26 20:21	1
Pyrene	**0.0343**		0.00510		mg/Kg	☼	06/15/26 15:02	06/17/26 20:21	1

Surrogate	*%Recovery*	*Qualifier*	*Limits*	*Prepared*	*Analyzed*	*Dil Fac*
2-Fluorobiphenyl (Surr)	*62*		*20 - 122*	*06/15/26 15:02*	*06/17/26 20:21*	*1*
Nitrobenzene-d5 (Surr)	*62*		*10 - 132*	*06/15/26 15:02*	*06/17/26 20:21*	*1*
Terphenyl-d14 (Surr)	*66*		*10 - 119*	*06/15/26 15:02*	*06/17/26 20:21*	*1*

Client Sample Results

Client: American Engineering Testing Inc.
Project/Site: Rogers Ice Arena Addition

Job ID: 310-334195-1
SDG: P-0049771

Client Sample ID: SS-2

Date Collected: 06/11/26 08:39
Date Received: 06/12/26 13:40

Lab Sample ID: 310-334195-2

Matrix: Solid

Method: WI-GRO - Wisconsin - Gasoline Range Organics (GC)

Analyte	Result	Qualifier	RL	MDL	Unit	D	Prepared	Analyzed	Dil Fac
Wisconsin GRO	<11.4		11.4		mg/Kg	☼	06/15/26 12:29	06/16/26 09:07	1

Surrogate	*%Recovery*	*Qualifier*	*Limits*	*Prepared*	*Analyzed*	*Dil Fac*
4-Bromofluorobenzene (Surr)	*100*		*80 - 120*	*06/15/26 12:29*	*06/16/26 09:07*	*1*

Method: WI-DRO - Wisconsin - Diesel Range Organics (GC)

Analyte	Result	Qualifier	RL	MDL	Unit	D	Prepared	Analyzed	Dil Fac
Diesel Range Organics [C10-C28]	<7.15		7.15		mg/Kg	☼	06/15/26 15:47	06/16/26 14:06	1

Method: SW846 6020B - Metals (ICP/MS)

Analyte	Result	Qualifier	RL	MDL	Unit	D	Prepared	Analyzed	Dil Fac
Arsenic	**3.02**		0.924		mg/Kg	☼	06/16/26 15:00	06/17/26 11:29	2
Barium	**55.9**		0.924		mg/Kg	☼	06/16/26 15:00	06/17/26 11:29	2
Cadmium	<0.185		0.185		mg/Kg	☼	06/16/26 15:00	06/17/26 11:29	2
Chromium	**6.40**		0.369		mg/Kg	☼	06/16/26 15:00	06/17/26 11:29	2
Lead	**4.77**		0.185		mg/Kg	☼	06/16/26 15:00	06/17/26 11:29	2
Selenium	<0.924		0.924		mg/Kg	☼	06/16/26 15:00	06/17/26 11:29	2
Silver	<0.185		0.185		mg/Kg	☼	06/16/26 15:00	06/17/26 11:29	2

Method: SW846 7471B - Mercury (CVAA)

Analyte	Result	Qualifier	RL	MDL	Unit	D	Prepared	Analyzed	Dil Fac
Mercury	<0.125		0.125		mg/Kg	☼	06/16/26 15:00	06/17/26 11:41	1

General Chemistry

Analyte	Result	Qualifier	RL	MDL	Unit	D	Prepared	Analyzed	Dil Fac
Percent Moisture (EPA Moisture)	**7.5**		0.1		%			06/13/26 04:26	1
Percent Solids (EPA Moisture)	**92.5**		0.1		%			06/13/26 04:26	1

Client Sample Results

Client: American Engineering Testing Inc.
Project/Site: Rogers Ice Arena Addition

Job ID: 310-334195-1
SDG: P-0049771

Client Sample ID: SS-3

Date Collected: 06/11/26 08:44
Date Received: 06/12/26 13:40

Lab Sample ID: 310-334195-3

Matrix: Solid

Method: SW846 8260D - Volatile Organic Compounds by GC/MS

Analyte	Result	Qualifier	RL	MDL	Unit	D	Prepared	Analyzed	Dil Fac
Acetone	<0.574		0.574		mg/Kg	☼	06/15/26 11:00	06/16/26 13:47	1
Allyl chloride	<0.115		0.115		mg/Kg	☼	06/15/26 11:00	06/16/26 13:47	1
Benzene	<0.115		0.115		mg/Kg	☼	06/15/26 11:00	06/16/26 13:47	1
Bromobenzene	<0.115		0.115		mg/Kg	☼	06/15/26 11:00	06/16/26 13:47	1
Bromochloromethane	<0.115		0.115		mg/Kg	☼	06/15/26 11:00	06/16/26 13:47	1
Dichlorobromomethane	<0.115		0.115		mg/Kg	☼	06/15/26 11:00	06/16/26 13:47	1
Bromoform	<0.115		0.115		mg/Kg	☼	06/15/26 11:00	06/16/26 13:47	1
Bromomethane	<0.574		0.574		mg/Kg	☼	06/15/26 11:00	06/16/26 13:47	1
2-Butanone (MEK)	<0.861	*-	0.861		mg/Kg	☼	06/15/26 11:00	06/16/26 13:47	1
Carbon tetrachloride	<0.115		0.115		mg/Kg	☼	06/15/26 11:00	06/16/26 13:47	1
Chlorobenzene	<0.115		0.115		mg/Kg	☼	06/15/26 11:00	06/16/26 13:47	1
Chlorodibromomethane	<0.115		0.115		mg/Kg	☼	06/15/26 11:00	06/16/26 13:47	1
Chloroethane	<0.287		0.287		mg/Kg	☼	06/15/26 11:00	06/16/26 13:47	1
Chloroform	<0.115		0.115		mg/Kg	☼	06/15/26 11:00	06/16/26 13:47	1
Chloromethane	<0.287		0.287		mg/Kg	☼	06/15/26 11:00	06/16/26 13:47	1
2-Chlorotoluene	<0.115		0.115		mg/Kg	☼	06/15/26 11:00	06/16/26 13:47	1
4-Chlorotoluene	<0.115		0.115		mg/Kg	☼	06/15/26 11:00	06/16/26 13:47	1
cis-1,2-Dichloroethene	<0.115		0.115		mg/Kg	☼	06/15/26 11:00	06/16/26 13:47	1
cis-1,3-Dichloropropene	<0.115		0.115		mg/Kg	☼	06/15/26 11:00	06/16/26 13:47	1
1,2-Dibromo-3-Chloropropane	<0.115		0.115		mg/Kg	☼	06/15/26 11:00	06/16/26 13:47	1
1,2-Dibromoethane (EDB)	<0.115		0.115		mg/Kg	☼	06/15/26 11:00	06/16/26 13:47	1
Dibromomethane	<0.115		0.115		mg/Kg	☼	06/15/26 11:00	06/16/26 13:47	1
1,2-Dichlorobenzene	<0.115		0.115		mg/Kg	☼	06/15/26 11:00	06/16/26 13:47	1
1,3-Dichlorobenzene	<0.115		0.115		mg/Kg	☼	06/15/26 11:00	06/16/26 13:47	1
1,4-Dichlorobenzene	<0.115		0.115		mg/Kg	☼	06/15/26 11:00	06/16/26 13:47	1
Dichlorodifluoromethane	<0.115		0.115		mg/Kg	☼	06/15/26 11:00	06/16/26 13:47	1
1,1-Dichloroethane	<0.115		0.115		mg/Kg	☼	06/15/26 11:00	06/16/26 13:47	1
1,2-Dichloroethane	<0.115		0.115		mg/Kg	☼	06/15/26 11:00	06/16/26 13:47	1
1,1-Dichloroethene	<0.115		0.115		mg/Kg	☼	06/15/26 11:00	06/16/26 13:47	1
1,2-Dichloropropane	<0.115		0.115		mg/Kg	☼	06/15/26 11:00	06/16/26 13:47	1
1,3-Dichloropropane	<0.115		0.115		mg/Kg	☼	06/15/26 11:00	06/16/26 13:47	1
2,2-Dichloropropane	<0.115		0.115		mg/Kg	☼	06/15/26 11:00	06/16/26 13:47	1
1,1-Dichloropropene	<0.115		0.115		mg/Kg	☼	06/15/26 11:00	06/16/26 13:47	1
Diethyl ether	<0.115		0.115		mg/Kg	☼	06/15/26 11:00	06/16/26 13:47	1
Ethylbenzene	<0.115		0.115		mg/Kg	☼	06/15/26 11:00	06/16/26 13:47	1
Hexachlorobutadiene	<0.287		0.287		mg/Kg	☼	06/15/26 11:00	06/16/26 13:47	1
Isopropylbenzene	<0.115		0.115		mg/Kg	☼	06/15/26 11:00	06/16/26 13:47	1
Methylene Chloride	<0.287		0.287		mg/Kg	☼	06/15/26 11:00	06/16/26 13:47	1
4-Methyl-2-pentanone (MIBK)	<0.115		0.115		mg/Kg	☼	06/15/26 11:00	06/16/26 13:47	1
Methyl tert-butyl ether	<0.115		0.115		mg/Kg	☼	06/15/26 11:00	06/16/26 13:47	1
Naphthalene	<0.287		0.287		mg/Kg	☼	06/15/26 11:00	06/16/26 13:47	1
n-Butylbenzene	<0.115		0.115		mg/Kg	☼	06/15/26 11:00	06/16/26 13:47	1
N-Propylbenzene	<0.115		0.115		mg/Kg	☼	06/15/26 11:00	06/16/26 13:47	1
4-Isopropyltoluene	<0.115		0.115		mg/Kg	☼	06/15/26 11:00	06/16/26 13:47	1
sec-Butylbenzene	<0.115		0.115		mg/Kg	☼	06/15/26 11:00	06/16/26 13:47	1
Styrene	<0.115		0.115		mg/Kg	☼	06/15/26 11:00	06/16/26 13:47	1
tert-Butylbenzene	<0.115		0.115		mg/Kg	☼	06/15/26 11:00	06/16/26 13:47	1
1,1,1,2-Tetrachloroethane	<0.115		0.115		mg/Kg	☼	06/15/26 11:00	06/16/26 13:47	1
1,1,2,2-Tetrachloroethane	<0.115		0.115		mg/Kg	☼	06/15/26 11:00	06/16/26 13:47	1

Client Sample Results

Client: American Engineering Testing Inc.
Project/Site: Rogers Ice Arena Addition

Job ID: 310-334195-1
SDG: P-0049771

Client Sample ID: SS-3

Date Collected: 06/11/26 08:44
Date Received: 06/12/26 13:40

Lab Sample ID: 310-334195-3

Matrix: Solid

Method: SW846 8260D - Volatile Organic Compounds by GC/MS (Continued)

Analyte	Result	Qualifier	RL	MDL	Unit	D	Prepared	Analyzed	Dil Fac
Tetrachloroethene	<0.115		0.115		mg/Kg	☼	06/15/26 11:00	06/16/26 13:47	1
Tetrahydrofuran	<0.115		0.115		mg/Kg	☼	06/15/26 11:00	06/16/26 13:47	1
Toluene	<0.115		0.115		mg/Kg	☼	06/15/26 11:00	06/16/26 13:47	1
trans-1,2-Dichloroethene	<0.115		0.115		mg/Kg	☼	06/15/26 11:00	06/16/26 13:47	1
trans-1,3-Dichloropropene	<0.115		0.115		mg/Kg	☼	06/15/26 11:00	06/16/26 13:47	1
1,2,3-Trichlorobenzene	<0.115		0.115		mg/Kg	☼	06/15/26 11:00	06/16/26 13:47	1
1,2,4-Trichlorobenzene	<0.115		0.115		mg/Kg	☼	06/15/26 11:00	06/16/26 13:47	1
1,1,1-Trichloroethane	<0.115		0.115		mg/Kg	☼	06/15/26 11:00	06/16/26 13:47	1
1,1,2-Trichloroethane	<0.115		0.115		mg/Kg	☼	06/15/26 11:00	06/16/26 13:47	1
Trichloroethene	<0.115		0.115		mg/Kg	☼	06/15/26 11:00	06/16/26 13:47	1
Trichlorofluoromethane	<0.115		0.115		mg/Kg	☼	06/15/26 11:00	06/16/26 13:47	1
1,2,3-Trichloropropane	<0.115		0.115		mg/Kg	☼	06/15/26 11:00	06/16/26 13:47	1
1,1,2-Trichloro-1,2,2-trifluoroethane	<0.115		0.115		mg/Kg	☼	06/15/26 11:00	06/16/26 13:47	1
1,2,4-Trimethylbenzene	<0.115		0.115		mg/Kg	☼	06/15/26 11:00	06/16/26 13:47	1
1,3,5-Trimethylbenzene	<0.115		0.115		mg/Kg	☼	06/15/26 11:00	06/16/26 13:47	1
Vinyl chloride	<0.115		0.115		mg/Kg	☼	06/15/26 11:00	06/16/26 13:47	1
Xylenes, Total	<0.172		0.172		mg/Kg	☼	06/15/26 11:00	06/16/26 13:47	1

Surrogate	*%Recovery*	*Qualifier*	*Limits*	*Prepared*	*Analyzed*	*Dil Fac*
4-Bromofluorobenzene (Surr)	*93*		*80 - 120*	*06/15/26 11:00*	*06/16/26 13:47*	*1*
Dibromofluoromethane (Surr)	*99*		*80 - 120*	*06/15/26 11:00*	*06/16/26 13:47*	*1*
Toluene-d8 (Surr)	*91*		*80 - 120*	*06/15/26 11:00*	*06/16/26 13:47*	*1*

Method: SW846 8270E - Semivolatile Organic Compounds (GC-MS/MS)

Analyte	Result	Qualifier	RL	MDL	Unit	D	Prepared	Analyzed	Dil Fac
Acenaphthene	<0.00512		0.00512		mg/Kg	☼	06/15/26 15:02	06/17/26 20:45	1
Acenaphthylene	<0.00512		0.00512		mg/Kg	☼	06/15/26 15:02	06/17/26 20:45	1
Anthracene	<0.00512		0.00512		mg/Kg	☼	06/15/26 15:02	06/17/26 20:45	1
Benzo[a]anthracene	<0.00512		0.00512		mg/Kg	☼	06/15/26 15:02	06/17/26 20:45	1
Benzo[a]pyrene	<0.00512		0.00512		mg/Kg	☼	06/15/26 15:02	06/17/26 20:45	1
Benzo[b]fluoranthene	<0.00512		0.00512		mg/Kg	☼	06/15/26 15:02	06/17/26 20:45	1
Benzo[g,h,i]perylene	<0.00512		0.00512		mg/Kg	☼	06/15/26 15:02	06/17/26 20:45	1
Benzo[k]fluoranthene	<0.00512		0.00512		mg/Kg	☼	06/15/26 15:02	06/17/26 20:45	1
Chrysene	<0.00512		0.00512		mg/Kg	☼	06/15/26 15:02	06/17/26 20:45	1
Dibenz(a,h)anthracene	<0.00512		0.00512		mg/Kg	☼	06/15/26 15:02	06/17/26 20:45	1
Fluoranthene	<0.00512		0.00512		mg/Kg	☼	06/15/26 15:02	06/17/26 20:45	1
Fluorene	<0.00512		0.00512		mg/Kg	☼	06/15/26 15:02	06/17/26 20:45	1
Indeno[1,2,3-cd]pyrene	<0.00512		0.00512		mg/Kg	☼	06/15/26 15:02	06/17/26 20:45	1
2-Methylnaphthalene	<0.00512		0.00512		mg/Kg	☼	06/15/26 15:02	06/17/26 20:45	1
Naphthalene	<0.00512		0.00512		mg/Kg	☼	06/15/26 15:02	06/17/26 20:45	1
Phenanthrene	<0.00512		0.00512		mg/Kg	☼	06/15/26 15:02	06/17/26 20:45	1
Pyrene	<0.00512		0.00512		mg/Kg	☼	06/15/26 15:02	06/17/26 20:45	1

Surrogate	*%Recovery*	*Qualifier*	*Limits*	*Prepared*	*Analyzed*	*Dil Fac*
2-Fluorobiphenyl (Surr)	*72*		*20 - 122*	*06/15/26 15:02*	*06/17/26 20:45*	*1*
Nitrobenzene-d5 (Surr)	*67*		*10 - 132*	*06/15/26 15:02*	*06/17/26 20:45*	*1*
Terphenyl-d14 (Surr)	*77*		*10 - 119*	*06/15/26 15:02*	*06/17/26 20:45*	*1*

Client Sample Results

Client: American Engineering Testing Inc.
Project/Site: Rogers Ice Arena Addition

Job ID: 310-334195-1
SDG: P-0049771

Client Sample ID: SS-3

Date Collected: 06/11/26 08:44
Date Received: 06/12/26 13:40

Lab Sample ID: 310-334195-3

Matrix: Solid

Method: WI-GRO - Wisconsin - Gasoline Range Organics (GC)

Analyte	Result	Qualifier	RL	MDL	Unit	D	Prepared	Analyzed	Dil Fac
Wisconsin GRO	<11.1		11.1		mg/Kg	☼	06/16/26 11:14	06/16/26 21:20	1

Surrogate	*%Recovery*	*Qualifier*	*Limits*	*Prepared*	*Analyzed*	*Dil Fac*
4-Bromofluorobenzene (Surr)	*100*		*80 - 120*	*06/16/26 11:14*	*06/16/26 21:20*	*1*

Method: WI-DRO - Wisconsin - Diesel Range Organics (GC)

Analyte	Result	Qualifier	RL	MDL	Unit	D	Prepared	Analyzed	Dil Fac
Diesel Range Organics [C10-C28]	<7.38		7.38		mg/Kg	☼	06/15/26 15:47	06/16/26 14:24	1

Method: SW846 6020B - Metals (ICP/MS)

Analyte	Result	Qualifier	RL	MDL	Unit	D	Prepared	Analyzed	Dil Fac
Arsenic	**1.68**		0.920		mg/Kg	☼	06/16/26 15:00	06/17/26 11:32	2
Barium	**28.4**		0.920		mg/Kg	☼	06/16/26 15:00	06/17/26 11:32	2
Cadmium	<0.184		0.184		mg/Kg	☼	06/16/26 15:00	06/17/26 11:32	2
Chromium	**6.14**		0.368		mg/Kg	☼	06/16/26 15:00	06/17/26 11:32	2
Lead	**2.39**		0.184		mg/Kg	☼	06/16/26 15:00	06/17/26 11:32	2
Selenium	<0.920		0.920		mg/Kg	☼	06/16/26 15:00	06/17/26 11:32	2
Silver	<0.184		0.184		mg/Kg	☼	06/16/26 15:00	06/17/26 11:32	2

Method: SW846 7471B - Mercury (CVAA)

Analyte	Result	Qualifier	RL	MDL	Unit	D	Prepared	Analyzed	Dil Fac
Mercury	<0.105		0.105		mg/Kg	☼	06/16/26 15:00	06/17/26 11:42	1

General Chemistry

Analyte	Result	Qualifier	RL	MDL	Unit	D	Prepared	Analyzed	Dil Fac
Percent Moisture (EPA Moisture)	**6.3**		0.1		%			06/13/26 04:26	1
Percent Solids (EPA Moisture)	**93.7**		0.1		%			06/13/26 04:26	1

Definitions/Glossary

Client: American Engineering Testing Inc.
Project/Site: Rogers Ice Arena Addition

Job ID: 310-334195-1
SDG: P-0049771

Qualifiers

GC/MS VOA

Qualifier	Qualifier Description
*-	LCS and/or LCSD is outside acceptance limits, low biased.
F2	MS/MSD RPD exceeds control limits

Metals

Qualifier	Qualifier Description
F1	MS and/or MSD recovery exceeds control limits.
F2	MS/MSD RPD exceeds control limits

Glossary

Abbreviation	These commonly used abbreviations may or may not be present in this report.
☼	Listed under the "D" column to designate that the result is reported on a dry weight basis
%R	Percent Recovery
CFL	Contains Free Liquid
CFU	Colony Forming Unit
CNF	Contains No Free Liquid
DER	Duplicate Error Ratio (normalized absolute difference)
Dil Fac	Dilution Factor
DL	Detection Limit (DoD/DOE)
DL, RA, RE, IN	Indicates a Dilution, Re-analysis, Re-extraction, or additional Initial metals/anion analysis of the sample
DLC	Decision Level Concentration (Radiochemistry)
EDL	Estimated Detection Limit (Dioxin)
LOD	Limit of Detection (DoD/DOE)
LOQ	Limit of Quantitation (DoD/DOE)
MCL	EPA recommended "Maximum Contaminant Level"
MDA	Minimum Detectable Activity (Radiochemistry)
MDC	Minimum Detectable Concentration (Radiochemistry)
MDL	Method Detection Limit
ML	Minimum Level (Dioxin)
MPN	Most Probable Number
MQL	Method Quantitation Limit
NC	Not Calculated
ND	Not Detected at the reporting limit (or MDL or EDL if shown)
NEG	Negative / Absent
POS	Positive / Present
PQL	Practical Quantitation Limit
PRES	Presumptive
QC	Quality Control
RER	Relative Error Ratio (Radiochemistry)
RL	Reporting Limit or Requested Limit (Radiochemistry)
RPD	Relative Percent Difference, a measure of the relative difference between two points
TEF	Toxicity Equivalent Factor (Dioxin)
TEQ	Toxicity Equivalent Quotient (Dioxin)
TNTC	Too Numerous To Count

Surrogate Summary

Client: American Engineering Testing Inc.
Project/Site: Rogers Ice Arena Addition

Job ID: 310-334195-1
SDG: P-0049771

Method: 8260D - Volatile Organic Compounds by GC/MS

Matrix: Solid **Prep Type: Total/NA**

		Percent Surrogate Recovery (Acceptance Limits)		
		BFB	DBFM	TOL
Lab Sample ID	Client Sample ID	(80-120)	(80-120)	(80-120)
310-334125-E-2-B MS	Matrix Spike	90	95	92
310-334125-E-2-C MSD	Matrix Spike Duplicate	92	99	93
310-334195-1	SS-1	93	98	94
310-334195-2	SS-2	95	99	96
310-334195-3	SS-3	93	99	91
LCS 310-491851/2-A	Lab Control Sample	88	100	92
LCS 310-492114/2-A	Lab Control Sample	96	95	98
MB 310-491851/1-A	Method Blank	94	105	93
MB 310-492114/1-A	Method Blank	94	104	94

Surrogate Legend

BFB = 4-Bromofluorobenzene (Surr)
DBFM = Dibromofluoromethane (Surr)
TOL = Toluene-d8 (Surr)

Method: 8270E - Semivolatile Organic Compounds (GC-MS/MS)

Matrix: Solid **Prep Type: Total/NA**

		Percent Surrogate Recovery (Acceptance Limits)		
		FBP	NBZ	TPHL
Lab Sample ID	Client Sample ID	(20-122)	(10-132)	(10-119)
310-333923-C-1-B MS	Matrix Spike	48	33	52
310-333923-C-1-C MSD	Matrix Spike Duplicate	72	38	74
310-334195-1	SS-1	56	57	62
310-334195-2	SS-2	62	62	66
310-334195-3	SS-3	72	67	77
LCS 310-491893/2-A	Lab Control Sample	60	57	53
MB 310-491893/1-A	Method Blank	63	64	60

Surrogate Legend

FBP = 2-Fluorobiphenyl (Surr)
NBZ = Nitrobenzene-d5 (Surr)
TPHL = Terphenyl-d14 (Surr)

Method: WI-GRO - Wisconsin - Gasoline Range Organics (GC)

Matrix: Solid **Prep Type: Total/NA**

		Percent Surrogate Recovery (Acceptance Limits)
		BFB
Lab Sample ID	Client Sample ID	(80-120)
310-334195-1	SS-1	101
310-334195-2	SS-2	100
310-334195-3	SS-3	100
LCS 310-491866/2-A	Lab Control Sample	100
LCS 310-491992/2-A	Lab Control Sample	92
LCSD 310-491866/23-A	Lab Control Sample Dup	99
LCSD 310-491992/23-A	Lab Control Sample Dup	96
MB 310-491866/1-A	Method Blank	106
MB 310-491992/1-A	Method Blank	100

Surrogate Legend

BFB = 4-Bromofluorobenzene (Surr)

QC Sample Results

Client: American Engineering Testing Inc.
Project/Site: Rogers Ice Arena Addition

Job ID: 310-334195-1
SDG: P-0049771

Method: 8260D - Volatile Organic Compounds by GC/MS

Lab Sample ID: MB 310-491851/1-A
Matrix: Solid
Analysis Batch: 491852

Client Sample ID: Method Blank
Prep Type: Total/NA
Prep Batch: 491851

Analyte	MB Result	MB Qualifier	RL	MDL	Unit	D	Prepared	Analyzed	Dil Fac
Acetone	<0.479		0.479		mg/Kg		06/15/26 11:00	06/16/26 07:06	1
Allyl chloride	<0.0957		0.0957		mg/Kg		06/15/26 11:00	06/16/26 07:06	1
Benzene	<0.0957		0.0957		mg/Kg		06/15/26 11:00	06/16/26 07:06	1
Bromobenzene	<0.0957		0.0957		mg/Kg		06/15/26 11:00	06/16/26 07:06	1
Bromochloromethane	<0.0957		0.0957		mg/Kg		06/15/26 11:00	06/16/26 07:06	1
Dichlorobromomethane	<0.0957		0.0957		mg/Kg		06/15/26 11:00	06/16/26 07:06	1
Bromoform	<0.0957		0.0957		mg/Kg		06/15/26 11:00	06/16/26 07:06	1
Bromomethane	<0.479		0.479		mg/Kg		06/15/26 11:00	06/16/26 07:06	1
2-Butanone (MEK)	<0.718		0.718		mg/Kg		06/15/26 11:00	06/16/26 07:06	1
Carbon tetrachloride	<0.0957		0.0957		mg/Kg		06/15/26 11:00	06/16/26 07:06	1
Chlorobenzene	<0.0957		0.0957		mg/Kg		06/15/26 11:00	06/16/26 07:06	1
Chlorodibromomethane	<0.0957		0.0957		mg/Kg		06/15/26 11:00	06/16/26 07:06	1
Chloroethane	<0.239		0.239		mg/Kg		06/15/26 11:00	06/16/26 07:06	1
Chloroform	<0.0957		0.0957		mg/Kg		06/15/26 11:00	06/16/26 07:06	1
Chloromethane	<0.239		0.239		mg/Kg		06/15/26 11:00	06/16/26 07:06	1
2-Chlorotoluene	<0.0957		0.0957		mg/Kg		06/15/26 11:00	06/16/26 07:06	1
4-Chlorotoluene	<0.0957		0.0957		mg/Kg		06/15/26 11:00	06/16/26 07:06	1
cis-1,2-Dichloroethene	<0.0957		0.0957		mg/Kg		06/15/26 11:00	06/16/26 07:06	1
cis-1,3-Dichloropropene	<0.0957		0.0957		mg/Kg		06/15/26 11:00	06/16/26 07:06	1
1,2-Dibromo-3-Chloropropane	<0.0957		0.0957		mg/Kg		06/15/26 11:00	06/16/26 07:06	1
1,2-Dibromoethane (EDB)	<0.0957		0.0957		mg/Kg		06/15/26 11:00	06/16/26 07:06	1
Dibromomethane	<0.0957		0.0957		mg/Kg		06/15/26 11:00	06/16/26 07:06	1
1,2-Dichlorobenzene	<0.0957		0.0957		mg/Kg		06/15/26 11:00	06/16/26 07:06	1
1,3-Dichlorobenzene	<0.0957		0.0957		mg/Kg		06/15/26 11:00	06/16/26 07:06	1
1,4-Dichlorobenzene	<0.0957		0.0957		mg/Kg		06/15/26 11:00	06/16/26 07:06	1
Dichlorodifluoromethane	<0.0957		0.0957		mg/Kg		06/15/26 11:00	06/16/26 07:06	1
1,1-Dichloroethane	<0.0957		0.0957		mg/Kg		06/15/26 11:00	06/16/26 07:06	1
1,2-Dichloroethane	<0.0957		0.0957		mg/Kg		06/15/26 11:00	06/16/26 07:06	1
1,1-Dichloroethene	<0.0957		0.0957		mg/Kg		06/15/26 11:00	06/16/26 07:06	1
1,2-Dichloropropane	<0.0957		0.0957		mg/Kg		06/15/26 11:00	06/16/26 07:06	1
1,3-Dichloropropane	<0.0957		0.0957		mg/Kg		06/15/26 11:00	06/16/26 07:06	1
2,2-Dichloropropane	<0.0957		0.0957		mg/Kg		06/15/26 11:00	06/16/26 07:06	1
1,1-Dichloropropene	<0.0957		0.0957		mg/Kg		06/15/26 11:00	06/16/26 07:06	1
Diethyl ether	<0.0957		0.0957		mg/Kg		06/15/26 11:00	06/16/26 07:06	1
Ethylbenzene	<0.0957		0.0957		mg/Kg		06/15/26 11:00	06/16/26 07:06	1
Hexachlorobutadiene	<0.239		0.239		mg/Kg		06/15/26 11:00	06/16/26 07:06	1
Isopropylbenzene	<0.0957		0.0957		mg/Kg		06/15/26 11:00	06/16/26 07:06	1
Methylene Chloride	<0.239		0.239		mg/Kg		06/15/26 11:00	06/16/26 07:06	1
4-Methyl-2-pentanone (MIBK)	<0.0957		0.0957		mg/Kg		06/15/26 11:00	06/16/26 07:06	1
Methyl tert-butyl ether	<0.0957		0.0957		mg/Kg		06/15/26 11:00	06/16/26 07:06	1
Naphthalene	<0.239		0.239		mg/Kg		06/15/26 11:00	06/16/26 07:06	1
n-Butylbenzene	<0.0957		0.0957		mg/Kg		06/15/26 11:00	06/16/26 07:06	1
N-Propylbenzene	<0.0957		0.0957		mg/Kg		06/15/26 11:00	06/16/26 07:06	1
4-Isopropyltoluene	<0.0957		0.0957		mg/Kg		06/15/26 11:00	06/16/26 07:06	1
sec-Butylbenzene	<0.0957		0.0957		mg/Kg		06/15/26 11:00	06/16/26 07:06	1
Styrene	<0.0957		0.0957		mg/Kg		06/15/26 11:00	06/16/26 07:06	1
tert-Butylbenzene	<0.0957		0.0957		mg/Kg		06/15/26 11:00	06/16/26 07:06	1
1,1,1,2-Tetrachloroethane	<0.0957		0.0957		mg/Kg		06/15/26 11:00	06/16/26 07:06	1

QC Sample Results

Client: American Engineering Testing Inc.
Project/Site: Rogers Ice Arena Addition

Job ID: 310-334195-1
SDG: P-0049771

Method: 8260D - Volatile Organic Compounds by GC/MS (Continued)

Lab Sample ID: MB 310-491851/1-A
Matrix: Solid
Analysis Batch: 491852

Client Sample ID: Method Blank
Prep Type: Total/NA
Prep Batch: 491851

Analyte	MB Result	MB Qualifier	RL	MDL	Unit	D	Prepared	Analyzed	Dil Fac
1,1,2,2-Tetrachloroethane	<0.0957		0.0957		mg/Kg		06/15/26 11:00	06/16/26 07:06	1
Tetrachloroethene	<0.0957		0.0957		mg/Kg		06/15/26 11:00	06/16/26 07:06	1
Tetrahydrofuran	<0.0957		0.0957		mg/Kg		06/15/26 11:00	06/16/26 07:06	1
Toluene	<0.0957		0.0957		mg/Kg		06/15/26 11:00	06/16/26 07:06	1
trans-1,2-Dichloroethene	<0.0957		0.0957		mg/Kg		06/15/26 11:00	06/16/26 07:06	1
trans-1,3-Dichloropropene	<0.0957		0.0957		mg/Kg		06/15/26 11:00	06/16/26 07:06	1
1,2,3-Trichlorobenzene	<0.0957		0.0957		mg/Kg		06/15/26 11:00	06/16/26 07:06	1
1,2,4-Trichlorobenzene	<0.0957		0.0957		mg/Kg		06/15/26 11:00	06/16/26 07:06	1
1,1,1-Trichloroethane	<0.0957		0.0957		mg/Kg		06/15/26 11:00	06/16/26 07:06	1
1,1,2-Trichloroethane	<0.0957		0.0957		mg/Kg		06/15/26 11:00	06/16/26 07:06	1
Trichloroethene	<0.0957		0.0957		mg/Kg		06/15/26 11:00	06/16/26 07:06	1
Trichlorofluoromethane	<0.0957		0.0957		mg/Kg		06/15/26 11:00	06/16/26 07:06	1
1,2,3-Trichloropropane	<0.0957		0.0957		mg/Kg		06/15/26 11:00	06/16/26 07:06	1
1,1,2-Trichloro-1,2,2-trifluoroethane	<0.0957		0.0957		mg/Kg		06/15/26 11:00	06/16/26 07:06	1
1,2,4-Trimethylbenzene	<0.0957		0.0957		mg/Kg		06/15/26 11:00	06/16/26 07:06	1
1,3,5-Trimethylbenzene	<0.0957		0.0957		mg/Kg		06/15/26 11:00	06/16/26 07:06	1
Vinyl chloride	<0.0957		0.0957		mg/Kg		06/15/26 11:00	06/16/26 07:06	1
Xylenes, Total	<0.144		0.144		mg/Kg		06/15/26 11:00	06/16/26 07:06	1

Surrogate	*MB %Recovery*	*MB Qualifier*	*Limits*	*Prepared*	*Analyzed*	*Dil Fac*
4-Bromofluorobenzene (Surr)	*94*		*80 - 120*	*06/15/26 11:00*	*06/16/26 07:06*	*1*
Dibromofluoromethane (Surr)	*105*		*80 - 120*	*06/15/26 11:00*	*06/16/26 07:06*	*1*
Toluene-d8 (Surr)	*93*		*80 - 120*	*06/15/26 11:00*	*06/16/26 07:06*	*1*

Lab Sample ID: LCS 310-491851/2-A
Matrix: Solid
Analysis Batch: 491958

Client Sample ID: Lab Control Sample
Prep Type: Total/NA
Prep Batch: 491851

Analyte	Spike Added	LCS Result	LCS Qualifier	Unit	D	%Rec	%Rec Limits
Acetone	1.94	1.409		mg/Kg		73	54 - 150
Allyl chloride	0.971	1.047		mg/Kg		108	68 - 135
Benzene	0.971	0.9517		mg/Kg		98	76 - 129
Bromobenzene	0.971	1.028		mg/Kg		106	76 - 125
Bromochloromethane	0.971	1.030		mg/Kg		106	74 - 136
Dichlorobromomethane	0.971	0.8386		mg/Kg		86	73 - 126
Bromoform	0.971	0.9949		mg/Kg		102	64 - 130
2-Butanone (MEK)	1.94	1.669		mg/Kg		86	66 - 147
Carbon tetrachloride	0.971	0.9770		mg/Kg		101	73 - 136
Chlorobenzene	0.971	0.9426		mg/Kg		97	78 - 123
Chlorodibromomethane	0.971	0.9175		mg/Kg		94	73 - 121
Chloroform	0.971	0.8941		mg/Kg		92	75 - 131
2-Chlorotoluene	0.971	0.9311		mg/Kg		96	78 - 126
4-Chlorotoluene	0.971	0.9636		mg/Kg		99	76 - 123
cis-1,2-Dichloroethene	0.971	0.9860		mg/Kg		102	76 - 134
cis-1,3-Dichloropropene	0.971	0.8651		mg/Kg		89	73 - 126
1,2-Dibromo-3-Chloropropane	0.971	0.8855		mg/Kg		91	65 - 130
1,2-Dibromoethane (EDB)	0.971	0.9627		mg/Kg		99	80 - 126
Dibromomethane	0.971	0.9122		mg/Kg		94	79 - 130

QC Sample Results

Client: American Engineering Testing Inc.
Project/Site: Rogers Ice Arena Addition

Job ID: 310-334195-1
SDG: P-0049771

Method: 8260D - Volatile Organic Compounds by GC/MS (Continued)

Lab Sample ID: LCS 310-491851/2-A
Matrix: Solid
Analysis Batch: 491958

Client Sample ID: Lab Control Sample
Prep Type: Total/NA
Prep Batch: 491851

Analyte	Spike Added	LCS Result	LCS Qualifier	Unit	D	%Rec	%Rec Limits
1,2-Dichlorobenzene	0.971	0.8988		mg/Kg		93	77 - 122
1,3-Dichlorobenzene	0.971	0.9733		mg/Kg		100	77 - 124
1,4-Dichlorobenzene	0.971	0.9654		mg/Kg		99	75 - 122
1,1-Dichloroethane	0.971	0.8554		mg/Kg		88	68 - 142
1,2-Dichloroethane	0.971	0.7726		mg/Kg		80	70 - 140
1,1-Dichloroethene	0.971	1.031		mg/Kg		106	64 - 141
1,2-Dichloropropane	0.971	0.8949		mg/Kg		92	77 - 129
1,3-Dichloropropane	0.971	0.8720		mg/Kg		90	77 - 132
2,2-Dichloropropane	0.971	0.9636		mg/Kg		99	55 - 145
1,1-Dichloropropene	0.971	0.9064		mg/Kg		93	75 - 136
Diethyl ether	0.971	0.7886		mg/Kg		81	68 - 138
Ethylbenzene	0.971	0.7902		mg/Kg		81	76 - 128
Hexachlorobutadiene	0.971	1.077		mg/Kg		111	66 - 141
Isopropylbenzene	0.971	0.9337		mg/Kg		96	76 - 126
Methylene Chloride	0.971	0.9350		mg/Kg		96	68 - 139
4-Methyl-2-pentanone (MIBK)	1.94	1.386		mg/Kg		71	66 - 139
Methyl tert-butyl ether	0.971	0.9298		mg/Kg		96	68 - 139
Naphthalene	0.971	0.8265		mg/Kg		85	71 - 125
n-Butylbenzene	0.971	0.8240		mg/Kg		85	70 - 131
N-Propylbenzene	0.971	0.8902		mg/Kg		92	77 - 127
4-Isopropyltoluene	0.971	0.9386		mg/Kg		97	74 - 128
sec-Butylbenzene	0.971	0.9052		mg/Kg		93	75 - 127
Styrene	0.971	0.9440		mg/Kg		97	77 - 124
tert-Butylbenzene	0.971	0.8907		mg/Kg		92	76 - 128
1,1,1,2-Tetrachloroethane	0.971	0.9429		mg/Kg		97	77 - 126
1,1,2,2-Tetrachloroethane	0.971	0.8758		mg/Kg		90	76 - 126
Tetrachloroethene	0.971	1.042		mg/Kg		107	73 - 135
Tetrahydrofuran	1.94	1.802		mg/Kg		93	67 - 143
Toluene	0.971	0.9065		mg/Kg		93	75 - 126
trans-1,2-Dichloroethene	0.971	1.047		mg/Kg		108	68 - 138
trans-1,3-Dichloropropene	0.971	0.8495		mg/Kg		87	72 - 126
1,2,3-Trichlorobenzene	0.971	0.9226		mg/Kg		95	67 - 127
1,2,4-Trichlorobenzene	0.971	0.9409		mg/Kg		97	70 - 125
1,1,1-Trichloroethane	0.971	0.9914		mg/Kg		102	74 - 135
1,1,2-Trichloroethane	0.971	0.9154		mg/Kg		94	77 - 131
Trichloroethene	0.971	1.040		mg/Kg		107	77 - 132
1,2,3-Trichloropropane	0.971	0.9546		mg/Kg		98	77 - 133
1,1,2-Trichloro-1,2,2-trifluoroetha ne	0.971	0.9065		mg/Kg		93	57 - 150
1,2,4-Trimethylbenzene	0.971	0.8722		mg/Kg		90	75 - 126
1,3,5-Trimethylbenzene	0.971	0.8981		mg/Kg		92	74 - 127
Xylenes, Total	1.94	1.832		mg/Kg		94	77 - 127

Surrogate	*LCS %Recovery*	*LCS Qualifier*	*Limits*
4-Bromofluorobenzene (Surr)	*88*		*80 - 120*
Dibromofluoromethane (Surr)	*100*		*80 - 120*
Toluene-d8 (Surr)	*92*		*80 - 120*

QC Sample Results

Client: American Engineering Testing Inc.
Project/Site: Rogers Ice Arena Addition

Job ID: 310-334195-1
SDG: P-0049771

Method: 8260D - Volatile Organic Compounds by GC/MS (Continued)

Lab Sample ID: 310-334125-E-2-B MS
Matrix: Solid
Analysis Batch: 491852

Client Sample ID: Matrix Spike
Prep Type: Total/NA
Prep Batch: 491851

Analyte	Sample Result	Sample Qualifier	Spike Added	MS Result	MS Qualifier	Unit	D	%Rec	%Rec Limits
Acetone	<0.584	F2	2.16	1.416		mg/Kg	☼	66	22 - 150
Allyl chloride	<0.117		1.08	0.8365		mg/Kg	☼	77	30 - 145
Benzene	<0.117		1.08	0.8181		mg/Kg	☼	76	34 - 146
Bromobenzene	<0.117		1.08	0.9318		mg/Kg	☼	86	34 - 150
Bromochloromethane	<0.117		1.08	0.8908		mg/Kg	☼	83	36 - 150
Dichlorobromomethane	<0.117		1.08	0.7527		mg/Kg	☼	70	32 - 148
Bromoform	<0.117		1.08	0.9193		mg/Kg	☼	85	26 - 147
2-Butanone (MEK)	<0.876	*-	2.16	1.745		mg/Kg	☼	81	30 - 150
Carbon tetrachloride	<0.117		1.08	0.8573		mg/Kg	☼	79	33 - 150
Chlorobenzene	<0.117		1.08	0.8848		mg/Kg	☼	82	36 - 148
Chlorodibromomethane	<0.117		1.08	0.8481		mg/Kg	☼	79	32 - 142
Chloroform	<0.117		1.08	0.8180		mg/Kg	☼	76	36 - 150
2-Chlorotoluene	<0.117		1.08	0.8952		mg/Kg	☼	83	29 - 150
4-Chlorotoluene	<0.117		1.08	0.8884		mg/Kg	☼	82	31 - 150
cis-1,2-Dichloroethene	<0.117		1.08	0.8655		mg/Kg	☼	80	37 - 150
cis-1,3-Dichloropropene	<0.117		1.08	0.7450		mg/Kg	☼	69	33 - 144
1,2-Dibromo-3-Chloropropane	<0.117		1.08	0.9011		mg/Kg	☼	83	25 - 150
1,2-Dibromoethane (EDB)	<0.117		1.08	0.9006		mg/Kg	☼	83	36 - 150
Dibromomethane	<0.117		1.08	0.8585		mg/Kg	☼	80	36 - 150
1,2-Dichlorobenzene	<0.117		1.08	0.7874		mg/Kg	☼	73	34 - 149
1,3-Dichlorobenzene	<0.117		1.08	0.8423		mg/Kg	☼	78	34 - 149
1,4-Dichlorobenzene	<0.117		1.08	0.8489		mg/Kg	☼	79	34 - 147
1,1-Dichloroethane	<0.117		1.08	0.7544		mg/Kg	☼	70	33 - 150
1,2-Dichloroethane	<0.117		1.08	0.7395		mg/Kg	☼	68	34 - 150
1,1-Dichloroethene	<0.117		1.08	0.8526		mg/Kg	☼	79	30 - 147
1,2-Dichloropropane	<0.117		1.08	0.8104		mg/Kg	☼	75	36 - 150
1,3-Dichloropropane	<0.117		1.08	0.7943		mg/Kg	☼	74	36 - 150
2,2-Dichloropropane	<0.117		1.08	0.6278		mg/Kg	☼	58	21 - 145
1,1-Dichloropropene	<0.117		1.08	0.7979		mg/Kg	☼	74	36 - 150
Diethyl ether	<0.117		1.08	0.7410		mg/Kg	☼	69	31 - 150
Ethylbenzene	<0.117		1.08	0.8004		mg/Kg	☼	74	29 - 150
Hexachlorobutadiene	<0.292		1.08	0.8702		mg/Kg	☼	81	14 - 150
Isopropylbenzene	<0.117		1.08	0.8507		mg/Kg	☼	79	30 - 150
Methylene Chloride	<0.292		1.08	0.7428		mg/Kg	☼	69	27 - 150
4-Methyl-2-pentanone (MIBK)	<0.117		2.16	1.413		mg/Kg	☼	65	29 - 150
Methyl tert-butyl ether	<0.117		1.08	0.8420		mg/Kg	☼	78	31 - 150
Naphthalene	<0.292		1.08	0.7599		mg/Kg	☼	70	20 - 150
n-Butylbenzene	<0.117		1.08	0.6637		mg/Kg	☼	61	18 - 150
N-Propylbenzene	<0.117		1.08	0.8017		mg/Kg	☼	74	29 - 150
4-Isopropyltoluene	<0.117		1.08	0.8037		mg/Kg	☼	74	25 - 150
sec-Butylbenzene	<0.117		1.08	0.7883		mg/Kg	☼	73	26 - 150
Styrene	<0.117		1.08	0.8517		mg/Kg	☼	79	33 - 150
tert-Butylbenzene	<0.117		1.08	0.8463		mg/Kg	☼	78	33 - 150
1,1,1,2-Tetrachloroethane	<0.117		1.08	0.8957		mg/Kg	☼	83	33 - 150
1,1,2,2-Tetrachloroethane	<0.117		1.08	0.8178		mg/Kg	☼	76	25 - 150
Tetrachloroethene	<0.117		1.08	0.9245		mg/Kg	☼	86	33 - 150
Tetrahydrofuran	<0.117		2.16	1.809		mg/Kg	☼	84	31 - 150
Toluene	<0.117		1.08	0.8087		mg/Kg	☼	75	34 - 146

QC Sample Results

Client: American Engineering Testing Inc.
Project/Site: Rogers Ice Arena Addition

Job ID: 310-334195-1
SDG: P-0049771

Method: 8260D - Volatile Organic Compounds by GC/MS (Continued)

Lab Sample ID: 310-334125-E-2-B MS
Matrix: Solid
Analysis Batch: 491852

Client Sample ID: Matrix Spike
Prep Type: Total/NA
Prep Batch: 491851

Analyte	Sample Result	Sample Qualifier	Spike Added	MS Result	MS Qualifier	Unit	D	%Rec	%Rec Limits
trans-1,2-Dichloroethene	<0.117		1.08	0.8530		mg/Kg	☼	79	34 - 148
trans-1,3-Dichloropropene	<0.117		1.08	0.7370		mg/Kg	☼	68	32 - 144
1,2,3-Trichlorobenzene	<0.117		1.08	0.8305		mg/Kg	☼	77	24 - 150
1,2,4-Trichlorobenzene	<0.117		1.08	0.8049		mg/Kg	☼	75	25 - 150
1,1,1-Trichloroethane	<0.117		1.08	0.8275		mg/Kg	☼	77	35 - 150
1,1,2-Trichloroethane	<0.117		1.08	0.7993		mg/Kg	☼	74	34 - 150
Trichloroethene	<0.117		1.08	0.8974		mg/Kg	☼	83	35 - 150
1,2,3-Trichloropropane	<0.117		1.08	0.9473		mg/Kg	☼	88	33 - 150
1,1,2-Trichloro-1,2,2-trifluoroethane	<0.117		1.08	0.8861		mg/Kg	☼	82	28 - 150
1,2,4-Trimethylbenzene	<0.117		1.08	0.7826		mg/Kg	☼	72	19 - 150
1,3,5-Trimethylbenzene	<0.117		1.08	0.8311		mg/Kg	☼	77	24 - 150
Xylenes, Total	<0.175		2.16	1.695		mg/Kg	☼	79	28 - 150

Surrogate	*MS %Recovery*	*MS Qualifier*	*Limits*
4-Bromofluorobenzene (Surr)	*90*		*80 - 120*
Dibromofluoromethane (Surr)	*95*		*80 - 120*
Toluene-d8 (Surr)	*92*		*80 - 120*

Lab Sample ID: 310-334125-E-2-C MSD
Matrix: Solid
Analysis Batch: 491852

Client Sample ID: Matrix Spike Duplicate
Prep Type: Total/NA
Prep Batch: 491851

Analyte	Sample Result	Sample Qualifier	Spike Added	MSD Result	MSD Qualifier	Unit	D	%Rec	%Rec Limits	RPD	RPD Limit
Acetone	<0.584	F2	2.10	0.6903	F2	mg/Kg	☼	33	22 - 150	69	40
Allyl chloride	<0.117		1.05	0.7421		mg/Kg	☼	71	30 - 145	12	40
Benzene	<0.117		1.05	0.7714		mg/Kg	☼	73	34 - 146	6	40
Bromobenzene	<0.117		1.05	0.9518		mg/Kg	☼	91	34 - 150	2	40
Bromochloromethane	<0.117		1.05	0.9182		mg/Kg	☼	87	36 - 150	3	40
Dichlorobromomethane	<0.117		1.05	0.7724		mg/Kg	☼	73	32 - 148	3	40
Bromoform	<0.117		1.05	0.9157		mg/Kg	☼	87	26 - 147	0	40
2-Butanone (MEK)	<0.876	*-	2.10	1.585		mg/Kg	☼	75	30 - 150	10	40
Carbon tetrachloride	<0.117		1.05	0.9234		mg/Kg	☼	88	33 - 150	7	40
Chlorobenzene	<0.117		1.05	0.8799		mg/Kg	☼	84	36 - 148	1	40
Chlorodibromomethane	<0.117		1.05	0.8736		mg/Kg	☼	83	32 - 142	3	40
Chloroform	<0.117		1.05	0.8055		mg/Kg	☼	77	36 - 150	2	40
2-Chlorotoluene	<0.117		1.05	0.9360		mg/Kg	☼	89	29 - 150	4	40
4-Chlorotoluene	<0.117		1.05	0.8908		mg/Kg	☼	85	31 - 150	0	40
cis-1,2-Dichloroethene	<0.117		1.05	0.8992		mg/Kg	☼	86	37 - 150	4	40
cis-1,3-Dichloropropene	<0.117		1.05	0.7439		mg/Kg	☼	71	33 - 144	0	40
1,2-Dibromo-3-Chloropropane	<0.117		1.05	0.8862		mg/Kg	☼	84	25 - 150	2	40
1,2-Dibromoethane (EDB)	<0.117		1.05	0.9091		mg/Kg	☼	86	36 - 150	1	40
Dibromomethane	<0.117		1.05	1.127		mg/Kg	☼	107	36 - 150	27	40
1,2-Dichlorobenzene	<0.117		1.05	0.8343		mg/Kg	☼	79	34 - 149	6	40
1,3-Dichlorobenzene	<0.117		1.05	0.8903		mg/Kg	☼	85	34 - 149	6	40
1,4-Dichlorobenzene	<0.117		1.05	0.8767		mg/Kg	☼	83	34 - 147	3	40
1,1-Dichloroethane	<0.117		1.05	0.7071		mg/Kg	☼	67	33 - 150	6	40
1,2-Dichloroethane	<0.117		1.05	0.7660		mg/Kg	☼	73	34 - 150	4	40
1,1-Dichloroethene	<0.117		1.05	0.8124		mg/Kg	☼	77	30 - 147	5	40

QC Sample Results

Client: American Engineering Testing Inc.
Project/Site: Rogers Ice Arena Addition

Job ID: 310-334195-1
SDG: P-0049771

Method: 8260D - Volatile Organic Compounds by GC/MS (Continued)

Lab Sample ID: 310-334125-E-2-C MSD
Matrix: Solid
Analysis Batch: 491852

Client Sample ID: Matrix Spike Duplicate
Prep Type: Total/NA
Prep Batch: 491851

Analyte	Sample Result	Sample Qualifier	Spike Added	MSD Result	MSD Qualifier	Unit	D	%Rec	%Rec Limits	RPD	RPD Limit
1,2-Dichloropropane	<0.117		1.05	1.010		mg/Kg	☼	96	36 - 150	22	40
1,3-Dichloropropane	<0.117		1.05	0.7809		mg/Kg	☼	74	36 - 150	2	40
2,2-Dichloropropane	<0.117		1.05	0.6469		mg/Kg	☼	62	21 - 145	3	40
1,1-Dichloropropene	<0.117		1.05	0.8056		mg/Kg	☼	77	36 - 150	1	40
Diethyl ether	<0.117		1.05	0.6777		mg/Kg	☼	64	31 - 150	9	40
Ethylbenzene	<0.117		1.05	0.8032		mg/Kg	☼	76	29 - 150	0	40
Hexachlorobutadiene	<0.292		1.05	0.9460		mg/Kg	☼	90	14 - 150	8	40
Isopropylbenzene	<0.117		1.05	0.8577		mg/Kg	☼	82	30 - 150	1	40
Methylene Chloride	<0.292		1.05	0.7257		mg/Kg	☼	69	27 - 150	2	40
4-Methyl-2-pentanone (MIBK)	<0.117		2.10	1.398		mg/Kg	☼	66	29 - 150	1	40
Methyl tert-butyl ether	<0.117		1.05	0.8188		mg/Kg	☼	78	31 - 150	3	40
Naphthalene	<0.292		1.05	0.7962		mg/Kg	☼	76	20 - 150	5	40
n-Butylbenzene	<0.117		1.05	0.7217		mg/Kg	☼	69	18 - 150	8	40
N-Propylbenzene	<0.117		1.05	0.8114		mg/Kg	☼	77	29 - 150	1	40
4-Isopropyltoluene	<0.117		1.05	0.8297		mg/Kg	☼	79	25 - 150	3	40
sec-Butylbenzene	<0.117		1.05	0.8136		mg/Kg	☼	77	26 - 150	3	40
Styrene	<0.117		1.05	0.8660		mg/Kg	☼	82	33 - 150	2	40
tert-Butylbenzene	<0.117		1.05	0.8432		mg/Kg	☼	80	33 - 150	0	40
1,1,1,2-Tetrachloroethane	<0.117		1.05	0.9214		mg/Kg	☼	88	33 - 150	3	40
1,1,2,2-Tetrachloroethane	<0.117		1.05	0.8207		mg/Kg	☼	78	25 - 150	0	40
Tetrachloroethene	<0.117		1.05	0.9725		mg/Kg	☼	92	33 - 150	5	40
Tetrahydrofuran	<0.117		2.10	1.618		mg/Kg	☼	77	31 - 150	11	40
Toluene	<0.117		1.05	0.8036		mg/Kg	☼	76	34 - 146	1	40
trans-1,2-Dichloroethene	<0.117		1.05	0.8684		mg/Kg	☼	83	34 - 148	2	40
trans-1,3-Dichloropropene	<0.117		1.05	0.7287		mg/Kg	☼	69	32 - 144	1	40
1,2,3-Trichlorobenzene	<0.117		1.05	0.8709		mg/Kg	☼	83	24 - 150	5	40
1,2,4-Trichlorobenzene	<0.117		1.05	0.8323		mg/Kg	☼	79	25 - 150	3	40
1,1,1-Trichloroethane	<0.117		1.05	0.8765		mg/Kg	☼	83	35 - 150	6	40
1,1,2-Trichloroethane	<0.117		1.05	0.8089		mg/Kg	☼	77	34 - 150	1	40
Trichloroethene	<0.117		1.05	1.177		mg/Kg	☼	112	35 - 150	27	40
1,2,3-Trichloropropane	<0.117		1.05	0.9613		mg/Kg	☼	91	33 - 150	1	40
1,1,2-Trichloro-1,2,2-trifluoroethane	<0.117		1.05	0.9021		mg/Kg	☼	86	28 - 150	2	40
1,2,4-Trimethylbenzene	<0.117		1.05	0.7980		mg/Kg	☼	76	19 - 150	2	40
1,3,5-Trimethylbenzene	<0.117		1.05	0.8446		mg/Kg	☼	80	24 - 150	2	40
Xylenes, Total	<0.175		2.10	1.698		mg/Kg	☼	81	28 - 150	0	40

Surrogate	*MSD %Recovery*	*MSD Qualifier*	*Limits*
4-Bromofluorobenzene (Surr)	*92*		*80 - 120*
Dibromofluoromethane (Surr)	*99*		*80 - 120*
Toluene-d8 (Surr)	*93*		*80 - 120*

Lab Sample ID: MB 310-492114/1-A
Matrix: Solid
Analysis Batch: 492116

Client Sample ID: Method Blank
Prep Type: Total/NA
Prep Batch: 492114

Analyte	MB Result	MB Qualifier	RL	MDL	Unit	D	Prepared	Analyzed	Dil Fac
Acetone	<0.470		0.470		mg/Kg		06/17/26 10:38	06/18/26 04:02	1
Allyl chloride	<0.0941		0.0941		mg/Kg		06/17/26 10:38	06/18/26 04:02	1

QC Sample Results

Client: American Engineering Testing Inc.
Project/Site: Rogers Ice Arena Addition

Job ID: 310-334195-1
SDG: P-0049771

Method: 8260D - Volatile Organic Compounds by GC/MS (Continued)

Lab Sample ID: MB 310-492114/1-A
Matrix: Solid
Analysis Batch: 492116

Client Sample ID: Method Blank
Prep Type: Total/NA
Prep Batch: 492114

Analyte	MB Result	MB Qualifier	RL	MDL	Unit	D	Prepared	Analyzed	Dil Fac
Benzene	<0.0941		0.0941		mg/Kg		06/17/26 10:38	06/18/26 04:02	1
Bromobenzene	<0.0941		0.0941		mg/Kg		06/17/26 10:38	06/18/26 04:02	1
Bromochloromethane	<0.0941		0.0941		mg/Kg		06/17/26 10:38	06/18/26 04:02	1
Dichlorobromomethane	<0.0941		0.0941		mg/Kg		06/17/26 10:38	06/18/26 04:02	1
Bromoform	<0.0941		0.0941		mg/Kg		06/17/26 10:38	06/18/26 04:02	1
Bromomethane	<0.470		0.470		mg/Kg		06/17/26 10:38	06/18/26 04:02	1
2-Butanone (MEK)	<0.705		0.705		mg/Kg		06/17/26 10:38	06/18/26 04:02	1
Carbon tetrachloride	<0.0941		0.0941		mg/Kg		06/17/26 10:38	06/18/26 04:02	1
Chlorobenzene	<0.0941		0.0941		mg/Kg		06/17/26 10:38	06/18/26 04:02	1
Chlorodibromomethane	<0.0941		0.0941		mg/Kg		06/17/26 10:38	06/18/26 04:02	1
Chloroethane	<0.235		0.235		mg/Kg		06/17/26 10:38	06/18/26 04:02	1
Chloroform	<0.0941		0.0941		mg/Kg		06/17/26 10:38	06/18/26 04:02	1
Chloromethane	<0.235		0.235		mg/Kg		06/17/26 10:38	06/18/26 04:02	1
2-Chlorotoluene	<0.0941		0.0941		mg/Kg		06/17/26 10:38	06/18/26 04:02	1
4-Chlorotoluene	<0.0941		0.0941		mg/Kg		06/17/26 10:38	06/18/26 04:02	1
cis-1,2-Dichloroethene	<0.0941		0.0941		mg/Kg		06/17/26 10:38	06/18/26 04:02	1
cis-1,3-Dichloropropene	<0.0941		0.0941		mg/Kg		06/17/26 10:38	06/18/26 04:02	1
1,2-Dibromo-3-Chloropropane	<0.0941		0.0941		mg/Kg		06/17/26 10:38	06/18/26 04:02	1
1,2-Dibromoethane (EDB)	<0.0941		0.0941		mg/Kg		06/17/26 10:38	06/18/26 04:02	1
Dibromomethane	<0.0941		0.0941		mg/Kg		06/17/26 10:38	06/18/26 04:02	1
1,2-Dichlorobenzene	<0.0941		0.0941		mg/Kg		06/17/26 10:38	06/18/26 04:02	1
1,3-Dichlorobenzene	<0.0941		0.0941		mg/Kg		06/17/26 10:38	06/18/26 04:02	1
1,4-Dichlorobenzene	<0.0941		0.0941		mg/Kg		06/17/26 10:38	06/18/26 04:02	1
Dichlorodifluoromethane	<0.0941		0.0941		mg/Kg		06/17/26 10:38	06/18/26 04:02	1
1,1-Dichloroethane	<0.0941		0.0941		mg/Kg		06/17/26 10:38	06/18/26 04:02	1
1,2-Dichloroethane	<0.0941		0.0941		mg/Kg		06/17/26 10:38	06/18/26 04:02	1
1,1-Dichloroethene	<0.0941		0.0941		mg/Kg		06/17/26 10:38	06/18/26 04:02	1
1,2-Dichloropropane	<0.0941		0.0941		mg/Kg		06/17/26 10:38	06/18/26 04:02	1
1,3-Dichloropropane	<0.0941		0.0941		mg/Kg		06/17/26 10:38	06/18/26 04:02	1
2,2-Dichloropropane	<0.0941		0.0941		mg/Kg		06/17/26 10:38	06/18/26 04:02	1
1,1-Dichloropropene	<0.0941		0.0941		mg/Kg		06/17/26 10:38	06/18/26 04:02	1
Diethyl ether	<0.0941		0.0941		mg/Kg		06/17/26 10:38	06/18/26 04:02	1
Ethylbenzene	<0.0941		0.0941		mg/Kg		06/17/26 10:38	06/18/26 04:02	1
Hexachlorobutadiene	<0.235		0.235		mg/Kg		06/17/26 10:38	06/18/26 04:02	1
Isopropylbenzene	<0.0941		0.0941		mg/Kg		06/17/26 10:38	06/18/26 04:02	1
Methylene Chloride	<0.235		0.235		mg/Kg		06/17/26 10:38	06/18/26 04:02	1
4-Methyl-2-pentanone (MIBK)	<0.0941		0.0941		mg/Kg		06/17/26 10:38	06/18/26 04:02	1
Methyl tert-butyl ether	<0.0941		0.0941		mg/Kg		06/17/26 10:38	06/18/26 04:02	1
Naphthalene	<0.235		0.235		mg/Kg		06/17/26 10:38	06/18/26 04:02	1
n-Butylbenzene	<0.0941		0.0941		mg/Kg		06/17/26 10:38	06/18/26 04:02	1
N-Propylbenzene	<0.0941		0.0941		mg/Kg		06/17/26 10:38	06/18/26 04:02	1
4-Isopropyltoluene	<0.0941		0.0941		mg/Kg		06/17/26 10:38	06/18/26 04:02	1
sec-Butylbenzene	<0.0941		0.0941		mg/Kg		06/17/26 10:38	06/18/26 04:02	1
Styrene	<0.0941		0.0941		mg/Kg		06/17/26 10:38	06/18/26 04:02	1
tert-Butylbenzene	<0.0941		0.0941		mg/Kg		06/17/26 10:38	06/18/26 04:02	1
1,1,1,2-Tetrachloroethane	<0.0941		0.0941		mg/Kg		06/17/26 10:38	06/18/26 04:02	1
1,1,2,2-Tetrachloroethane	<0.0941		0.0941		mg/Kg		06/17/26 10:38	06/18/26 04:02	1
Tetrachloroethene	<0.0941		0.0941		mg/Kg		06/17/26 10:38	06/18/26 04:02	1
Tetrahydrofuran	<0.0941		0.0941		mg/Kg		06/17/26 10:38	06/18/26 04:02	1

QC Sample Results

Client: American Engineering Testing Inc.
Project/Site: Rogers Ice Arena Addition

Job ID: 310-334195-1
SDG: P-0049771

Method: 8260D - Volatile Organic Compounds by GC/MS (Continued)

Lab Sample ID: MB 310-492114/1-A
Matrix: Solid
Analysis Batch: 492116

Client Sample ID: Method Blank
Prep Type: Total/NA
Prep Batch: 492114

Analyte	MB Result	MB Qualifier	RL	MDL	Unit	D	Prepared	Analyzed	Dil Fac
Toluene	<0.0941		0.0941		mg/Kg		06/17/26 10:38	06/18/26 04:02	1
trans-1,2-Dichloroethene	<0.0941		0.0941		mg/Kg		06/17/26 10:38	06/18/26 04:02	1
trans-1,3-Dichloropropene	<0.0941		0.0941		mg/Kg		06/17/26 10:38	06/18/26 04:02	1
1,2,3-Trichlorobenzene	<0.0941		0.0941		mg/Kg		06/17/26 10:38	06/18/26 04:02	1
1,2,4-Trichlorobenzene	<0.0941		0.0941		mg/Kg		06/17/26 10:38	06/18/26 04:02	1
1,1,1-Trichloroethane	<0.0941		0.0941		mg/Kg		06/17/26 10:38	06/18/26 04:02	1
1,1,2-Trichloroethane	<0.0941		0.0941		mg/Kg		06/17/26 10:38	06/18/26 04:02	1
Trichloroethene	<0.0941		0.0941		mg/Kg		06/17/26 10:38	06/18/26 04:02	1
Trichlorofluoromethane	<0.0941		0.0941		mg/Kg		06/17/26 10:38	06/18/26 04:02	1
1,2,3-Trichloropropane	<0.0941		0.0941		mg/Kg		06/17/26 10:38	06/18/26 04:02	1
1,1,2-Trichloro-1,2,2-trifluoroethane	<0.0941		0.0941		mg/Kg		06/17/26 10:38	06/18/26 04:02	1
1,2,4-Trimethylbenzene	<0.0941		0.0941		mg/Kg		06/17/26 10:38	06/18/26 04:02	1
1,3,5-Trimethylbenzene	<0.0941		0.0941		mg/Kg		06/17/26 10:38	06/18/26 04:02	1
Vinyl chloride	<0.0941		0.0941		mg/Kg		06/17/26 10:38	06/18/26 04:02	1
Xylenes, Total	<0.141		0.141		mg/Kg		06/17/26 10:38	06/18/26 04:02	1

Surrogate	*MB %Recovery*	*MB Qualifier*	*Limits*	*Prepared*	*Analyzed*	*Dil Fac*
4-Bromofluorobenzene (Surr)	*94*		*80 - 120*	*06/17/26 10:38*	*06/18/26 04:02*	*1*
Dibromofluoromethane (Surr)	*104*		*80 - 120*	*06/17/26 10:38*	*06/18/26 04:02*	*1*
Toluene-d8 (Surr)	*94*		*80 - 120*	*06/17/26 10:38*	*06/18/26 04:02*	*1*

Lab Sample ID: LCS 310-492114/2-A
Matrix: Solid
Analysis Batch: 492116

Client Sample ID: Lab Control Sample
Prep Type: Total/NA
Prep Batch: 492114

Analyte	Spike Added	LCS Result	LCS Qualifier	Unit	D	%Rec	%Rec Limits
Acetone	1.90	1.331		mg/Kg		70	54 - 150
Allyl chloride	0.950	0.8598		mg/Kg		91	68 - 135
Benzene	0.950	0.8305		mg/Kg		87	76 - 129
Bromobenzene	0.950	0.9218		mg/Kg		97	76 - 125
Bromochloromethane	0.950	0.8842		mg/Kg		93	74 - 136
Dichlorobromomethane	0.950	0.7866		mg/Kg		83	73 - 126
Bromoform	0.950	0.8483		mg/Kg		89	64 - 130
2-Butanone (MEK)	1.90	1.484		mg/Kg		78	66 - 147
Carbon tetrachloride	0.950	0.8606		mg/Kg		91	73 - 136
Chlorobenzene	0.950	0.8406		mg/Kg		88	78 - 123
Chlorodibromomethane	0.950	0.8514		mg/Kg		90	73 - 121
Chloroform	0.950	0.8002		mg/Kg		84	75 - 131
2-Chlorotoluene	0.950	0.8867		mg/Kg		93	78 - 126
4-Chlorotoluene	0.950	0.8683		mg/Kg		91	76 - 123
cis-1,2-Dichloroethene	0.950	0.8951		mg/Kg		94	76 - 134
cis-1,3-Dichloropropene	0.950	0.7707		mg/Kg		81	73 - 126
1,2-Dibromo-3-Chloropropane	0.950	0.7415		mg/Kg		78	65 - 130
1,2-Dibromoethane (EDB)	0.950	0.8675		mg/Kg		91	80 - 126
Dibromomethane	0.950	0.8473		mg/Kg		89	79 - 130
1,2-Dichlorobenzene	0.950	0.7821		mg/Kg		82	77 - 122
1,3-Dichlorobenzene	0.950	0.8317		mg/Kg		88	77 - 124
1,4-Dichlorobenzene	0.950	0.8182		mg/Kg		86	75 - 122

QC Sample Results

Client: American Engineering Testing Inc.
Project/Site: Rogers Ice Arena Addition

Job ID: 310-334195-1
SDG: P-0049771

Method: 8260D - Volatile Organic Compounds by GC/MS (Continued)

Lab Sample ID: LCS 310-492114/2-A
Matrix: Solid
Analysis Batch: 492116

Client Sample ID: Lab Control Sample
Prep Type: Total/NA
Prep Batch: 492114

Analyte	Spike Added	LCS Result	LCS Qualifier	Unit	D	%Rec	%Rec Limits
1,1-Dichloroethane	0.950	0.7891		mg/Kg		83	68 - 142
1,2-Dichloroethane	0.950	0.7552		mg/Kg		80	70 - 140
1,1-Dichloroethene	0.950	0.8763		mg/Kg		92	64 - 141
1,2-Dichloropropane	0.950	0.8161		mg/Kg		86	77 - 129
1,3-Dichloropropane	0.950	0.8196		mg/Kg		86	77 - 132
2,2-Dichloropropane	0.950	0.7496		mg/Kg		79	55 - 145
1,1-Dichloropropene	0.950	0.8182		mg/Kg		86	75 - 136
Diethyl ether	0.950	0.8175		mg/Kg		86	68 - 138
Ethylbenzene	0.950	0.7893		mg/Kg		83	76 - 128
Hexachlorobutadiene	0.950	0.8432		mg/Kg		89	66 - 141
Isopropylbenzene	0.950	0.8625		mg/Kg		91	76 - 126
Methylene Chloride	0.950	0.7983		mg/Kg		84	68 - 139
4-Methyl-2-pentanone (MIBK)	1.90	1.273		mg/Kg		67	66 - 139
Methyl tert-butyl ether	0.950	0.7961		mg/Kg		84	68 - 139
Naphthalene	0.950	0.7074		mg/Kg		74	71 - 125
n-Butylbenzene	0.950	0.7290		mg/Kg		77	70 - 131
N-Propylbenzene	0.950	0.8113		mg/Kg		85	77 - 127
4-Isopropyltoluene	0.950	0.7958		mg/Kg		84	74 - 128
sec-Butylbenzene	0.950	0.7963		mg/Kg		84	75 - 127
Styrene	0.950	0.8498		mg/Kg		89	77 - 124
tert-Butylbenzene	0.950	0.8416		mg/Kg		89	76 - 128
1,1,1,2-Tetrachloroethane	0.950	0.8767		mg/Kg		92	77 - 126
1,1,2,2-Tetrachloroethane	0.950	0.7877		mg/Kg		83	76 - 126
Tetrachloroethene	0.950	0.8867		mg/Kg		93	73 - 135
Tetrahydrofuran	1.90	1.622		mg/Kg		85	67 - 143
Toluene	0.950	0.8326		mg/Kg		88	75 - 126
trans-1,2-Dichloroethene	0.950	0.8764		mg/Kg		92	68 - 138
trans-1,3-Dichloropropene	0.950	0.7629		mg/Kg		80	72 - 126
1,2,3-Trichlorobenzene	0.950	0.8010		mg/Kg		84	67 - 127
1,2,4-Trichlorobenzene	0.950	0.7894		mg/Kg		83	70 - 125
1,1,1-Trichloroethane	0.950	0.8459		mg/Kg		89	74 - 135
1,1,2-Trichloroethane	0.950	0.7980		mg/Kg		84	77 - 131
Trichloroethene	0.950	0.8657		mg/Kg		91	77 - 132
1,2,3-Trichloropropane	0.950	0.8269		mg/Kg		87	77 - 133
1,1,2-Trichloro-1,2,2-trifluoroethane	0.950	0.8784		mg/Kg		92	57 - 150
1,2,4-Trimethylbenzene	0.950	0.7887		mg/Kg		83	75 - 126
1,3,5-Trimethylbenzene	0.950	0.8330		mg/Kg		88	74 - 127
Xylenes, Total	1.90	1.657		mg/Kg		87	77 - 127

Surrogate	*LCS %Recovery*	*LCS Qualifier*	*Limits*
4-Bromofluorobenzene (Surr)	*96*		*80 - 120*
Dibromofluoromethane (Surr)	*95*		*80 - 120*
Toluene-d8 (Surr)	*98*		*80 - 120*

QC Sample Results

Client: American Engineering Testing Inc.
Project/Site: Rogers Ice Arena Addition

Job ID: 310-334195-1
SDG: P-0049771

Method: 8270E - Semivolatile Organic Compounds (GC-MS/MS)

Lab Sample ID: MB 310-491893/1-A
Matrix: Solid
Analysis Batch: 492148

Client Sample ID: Method Blank
Prep Type: Total/NA
Prep Batch: 491893

Analyte	MB Result	MB Qualifier	RL	MDL	Unit	D	Prepared	Analyzed	Dil Fac
Acenaphthene	<0.00483		0.00483		mg/Kg		06/15/26 15:02	06/17/26 16:22	1
Acenaphthylene	<0.00483		0.00483		mg/Kg		06/15/26 15:02	06/17/26 16:22	1
Anthracene	<0.00483		0.00483		mg/Kg		06/15/26 15:02	06/17/26 16:22	1
Benzo[a]anthracene	<0.00483		0.00483		mg/Kg		06/15/26 15:02	06/17/26 16:22	1
Benzo[a]pyrene	<0.00483		0.00483		mg/Kg		06/15/26 15:02	06/17/26 16:22	1
Benzo[b]fluoranthene	<0.00483		0.00483		mg/Kg		06/15/26 15:02	06/17/26 16:22	1
Benzo[g,h,i]perylene	<0.00483		0.00483		mg/Kg		06/15/26 15:02	06/17/26 16:22	1
Benzo[k]fluoranthene	<0.00483		0.00483		mg/Kg		06/15/26 15:02	06/17/26 16:22	1
Chrysene	<0.00483		0.00483		mg/Kg		06/15/26 15:02	06/17/26 16:22	1
Dibenz(a,h)anthracene	<0.00483		0.00483		mg/Kg		06/15/26 15:02	06/17/26 16:22	1
Fluoranthene	<0.00483		0.00483		mg/Kg		06/15/26 15:02	06/17/26 16:22	1
Fluorene	<0.00483		0.00483		mg/Kg		06/15/26 15:02	06/17/26 16:22	1
Indeno[1,2,3-cd]pyrene	<0.00483		0.00483		mg/Kg		06/15/26 15:02	06/17/26 16:22	1
2-Methylnaphthalene	<0.00483		0.00483		mg/Kg		06/15/26 15:02	06/17/26 16:22	1
Naphthalene	<0.00483		0.00483		mg/Kg		06/15/26 15:02	06/17/26 16:22	1
Phenanthrene	<0.00483		0.00483		mg/Kg		06/15/26 15:02	06/17/26 16:22	1
Pyrene	<0.00483		0.00483		mg/Kg		06/15/26 15:02	06/17/26 16:22	1

Surrogate	*MB %Recovery*	*MB Qualifier*	*Limits*	*Prepared*	*Analyzed*	*Dil Fac*
2-Fluorobiphenyl (Surr)	*63*		*20 - 122*	*06/15/26 15:02*	*06/17/26 16:22*	*1*
Nitrobenzene-d5 (Surr)	*64*		*10 - 132*	*06/15/26 15:02*	*06/17/26 16:22*	*1*
Terphenyl-d14 (Surr)	*60*		*10 - 119*	*06/15/26 15:02*	*06/17/26 16:22*	*1*

Lab Sample ID: LCS 310-491893/2-A
Matrix: Solid
Analysis Batch: 492148

Client Sample ID: Lab Control Sample
Prep Type: Total/NA
Prep Batch: 491893

Analyte	Spike Added	LCS Result	LCS Qualifier	Unit	D	%Rec	%Rec Limits
Acenaphthene	0.0655	0.05099		mg/Kg		78	32 - 132
Acenaphthylene	0.0655	0.05176		mg/Kg		79	31 - 133
Anthracene	0.0655	0.05960		mg/Kg		91	25 - 124
Benzo[a]anthracene	0.0655	0.06131		mg/Kg		94	19 - 124
Benzo[a]pyrene	0.0655	0.05813		mg/Kg		89	14 - 122
Benzo[b]fluoranthene	0.0655	0.05100		mg/Kg		78	17 - 121
Benzo[g,h,i]perylene	0.0655	0.06647		mg/Kg		101	12 - 135
Benzo[k]fluoranthene	0.0655	0.05907		mg/Kg		90	18 - 124
Chrysene	0.0655	0.06132		mg/Kg		94	20 - 126
Dibenz(a,h)anthracene	0.0655	0.06419		mg/Kg		98	11 - 130
Fluoranthene	0.0655	0.06276		mg/Kg		96	24 - 125
Fluorene	0.0655	0.04226		mg/Kg		64	27 - 127
Indeno[1,2,3-cd]pyrene	0.0655	0.06505		mg/Kg		99	12 - 125
2-Methylnaphthalene	0.0655	0.05879		mg/Kg		90	33 - 125
Naphthalene	0.0655	0.05237		mg/Kg		80	33 - 127
Phenanthrene	0.0655	0.06067		mg/Kg		93	23 - 124
Pyrene	0.0655	0.06934		mg/Kg		106	19 - 124

Surrogate	*LCS %Recovery*	*LCS Qualifier*	*Limits*
2-Fluorobiphenyl (Surr)	*60*		*20 - 122*

QC Sample Results

Client: American Engineering Testing Inc.
Project/Site: Rogers Ice Arena Addition

Job ID: 310-334195-1
SDG: P-0049771

Method: 8270E - Semivolatile Organic Compounds (GC-MS/MS) (Continued)

Lab Sample ID: LCS 310-491893/2-A
Matrix: Solid
Analysis Batch: 492148

Client Sample ID: Lab Control Sample
Prep Type: Total/NA
Prep Batch: 491893

Surrogate	*LCS %Recovery*	*LCS Qualifier*	*Limits*
Nitrobenzene-d5 (Surr)	*57*		*10 - 132*
Terphenyl-d14 (Surr)	*53*		*10 - 119*

Lab Sample ID: 310-333923-C-1-B MS
Matrix: Solid
Analysis Batch: 492148

Client Sample ID: Matrix Spike
Prep Type: Total/NA
Prep Batch: 491893

Analyte	Sample Result	Sample Qualifier	Spike Added	MS Result	MS Qualifier	Unit	D	%Rec	%Rec Limits
Acenaphthene	<0.00560		0.0752	0.05716		mg/Kg	☼	72	10 - 150
Acenaphthylene	<0.00560		0.0752	0.05719		mg/Kg	☼	70	10 - 148
Anthracene	<0.00560		0.0752	0.06555		mg/Kg	☼	82	10 - 138
Benzo[a]anthracene	0.0192		0.0752	0.07639		mg/Kg	☼	76	10 - 149
Benzo[a]pyrene	0.0210		0.0752	0.06863		mg/Kg	☼	63	10 - 131
Benzo[b]fluoranthene	0.0217		0.0752	0.06051		mg/Kg	☼	52	10 - 134
Benzo[g,h,i]perylene	0.0300		0.0752	0.06908		mg/Kg	☼	52	10 - 139
Benzo[k]fluoranthene	0.00780		0.0752	0.06803		mg/Kg	☼	80	10 - 129
Chrysene	0.0241		0.0752	0.07430		mg/Kg	☼	67	10 - 143
Dibenz(a,h)anthracene	<0.00560		0.0752	0.06249		mg/Kg	☼	76	10 - 130
Fluoranthene	0.0380		0.0752	0.08778		mg/Kg	☼	66	10 - 150
Fluorene	<0.00560		0.0752	0.04896		mg/Kg	☼	62	10 - 140
Indeno[1,2,3-cd]pyrene	0.0131		0.0752	0.06562		mg/Kg	☼	70	10 - 129
2-Methylnaphthalene	<0.00560		0.0752	0.06244		mg/Kg	☼	83	10 - 150
Naphthalene	<0.00560		0.0752	0.05987		mg/Kg	☼	80	10 - 150
Phenanthrene	0.0134		0.0752	0.07033		mg/Kg	☼	76	10 - 150
Pyrene	0.0510		0.0752	0.1012		mg/Kg	☼	67	10 - 150

Surrogate	*MS %Recovery*	*MS Qualifier*	*Limits*
2-Fluorobiphenyl (Surr)	*48*		*20 - 122*
Nitrobenzene-d5 (Surr)	*33*		*10 - 132*
Terphenyl-d14 (Surr)	*52*		*10 - 119*

Lab Sample ID: 310-333923-C-1-C MSD
Matrix: Solid
Analysis Batch: 492148

Client Sample ID: Matrix Spike Duplicate
Prep Type: Total/NA
Prep Batch: 491893

Analyte	Sample Result	Sample Qualifier	Spike Added	MSD Result	MSD Qualifier	Unit	D	%Rec	%Rec Limits	RPD	RPD Limit
Acenaphthene	<0.00560		0.0788	0.07240		mg/Kg	☼	88	10 - 150	24	40
Acenaphthylene	<0.00560		0.0788	0.07191		mg/Kg	☼	86	10 - 148	23	40
Anthracene	<0.00560		0.0788	0.07928		mg/Kg	☼	96	10 - 138	19	40
Benzo[a]anthracene	0.0192		0.0788	0.09690		mg/Kg	☼	99	10 - 149	24	40
Benzo[a]pyrene	0.0210		0.0788	0.09348		mg/Kg	☼	92	10 - 131	31	40
Benzo[b]fluoranthene	0.0217		0.0788	0.08113		mg/Kg	☼	75	10 - 134	29	40
Benzo[g,h,i]perylene	0.0300		0.0788	0.08759		mg/Kg	☼	73	10 - 139	24	40
Benzo[k]fluoranthene	0.00780		0.0788	0.08953		mg/Kg	☼	104	10 - 129	27	40
Chrysene	0.0241		0.0788	0.09868		mg/Kg	☼	95	10 - 143	28	40
Dibenz(a,h)anthracene	<0.00560		0.0788	0.08124		mg/Kg	☼	97	10 - 130	26	40
Fluoranthene	0.0380		0.0788	0.1077		mg/Kg	☼	88	10 - 150	20	40
Fluorene	<0.00560		0.0788	0.06703		mg/Kg	☼	82	10 - 140	31	40

QC Sample Results

Client: American Engineering Testing Inc.
Project/Site: Rogers Ice Arena Addition

Job ID: 310-334195-1
SDG: P-0049771

Method: 8270E - Semivolatile Organic Compounds (GC-MS/MS) (Continued)

Lab Sample ID: 310-333923-C-1-C MSD — **Client Sample ID: Matrix Spike Duplicate**
Matrix: Solid — **Prep Type: Total/NA**
Analysis Batch: 492148 — **Prep Batch: 491893**

Analyte	Sample Result	Sample Qualifier	Spike Added	MSD Result	MSD Qualifier	Unit	D	%Rec	%Rec Limits	RPD	RPD Limit
Indeno[1,2,3-cd]pyrene	0.0131		0.0788	0.08554		mg/Kg	☼	92	10 - 129	26	40
2-Methylnaphthalene	<0.00560		0.0788	0.08565		mg/Kg	☼	109	10 - 150	31	40
Naphthalene	<0.00560		0.0788	0.06943		mg/Kg	☼	88	10 - 150	15	40
Phenanthrene	0.0134		0.0788	0.08433		mg/Kg	☼	90	10 - 150	18	40
Pyrene	0.0510		0.0788	0.1259		mg/Kg	☼	95	10 - 150	22	40

Surrogate	*MSD %Recovery*	*MSD Qualifier*	*Limits*
2-Fluorobiphenyl (Surr)	*72*		*20 - 122*
Nitrobenzene-d5 (Surr)	*38*		*10 - 132*
Terphenyl-d14 (Surr)	*74*		*10 - 119*

Method: WI-GRO - Wisconsin - Gasoline Range Organics (GC)

Lab Sample ID: MB 310-491866/1-A — **Client Sample ID: Method Blank**
Matrix: Solid — **Prep Type: Total/NA**
Analysis Batch: 491874 — **Prep Batch: 491866**

Analyte	MB Result	MB Qualifier	RL	MDL	Unit	D	Prepared	Analyzed	Dil Fac
Wisconsin GRO	<9.34		9.34		mg/Kg		06/15/26 12:29	06/16/26 01:19	1

Surrogate	*MB %Recovery*	*MB Qualifier*	*Limits*	*Prepared*	*Analyzed*	*Dil Fac*
4-Bromofluorobenzene (Surr)	*106*		*80 - 120*	*06/15/26 12:29*	*06/16/26 01:19*	*1*

Lab Sample ID: LCS 310-491866/2-A — **Client Sample ID: Lab Control Sample**
Matrix: Solid — **Prep Type: Total/NA**
Analysis Batch: 491874 — **Prep Batch: 491866**

Analyte	Spike Added	LCS Result	LCS Qualifier	Unit	D	%Rec	%Rec Limits
Wisconsin GRO	18.9	20.97		mg/Kg		111	80 - 120

Surrogate	*LCS %Recovery*	*LCS Qualifier*	*Limits*
4-Bromofluorobenzene (Surr)	*100*		*80 - 120*

Lab Sample ID: LCSD 310-491866/23-A — **Client Sample ID: Lab Control Sample Dup**
Matrix: Solid — **Prep Type: Total/NA**
Analysis Batch: 491874 — **Prep Batch: 491866**

Analyte	Spike Added	LCSD Result	LCSD Qualifier	Unit	D	%Rec	%Rec Limits	RPD	RPD Limit
Wisconsin GRO	19.0	19.77		mg/Kg		104	80 - 120	6	20

Surrogate	*LCSD %Recovery*	*LCSD Qualifier*	*Limits*
4-Bromofluorobenzene (Surr)	*99*		*80 - 120*

QC Sample Results

Client: American Engineering Testing Inc.
Project/Site: Rogers Ice Arena Addition

Job ID: 310-334195-1
SDG: P-0049771

Method: WI-GRO - Wisconsin - Gasoline Range Organics (GC) (Continued)

Lab Sample ID: MB 310-491992/1-A — **Client Sample ID: Method Blank**
Matrix: Solid — **Prep Type: Total/NA**
Analysis Batch: 491993 — **Prep Batch: 491992**

Analyte	MB Result	MB Qualifier	RL	MDL	Unit	D	Prepared	Analyzed	Dil Fac
Wisconsin GRO	<9.31		9.31		mg/Kg		06/16/26 11:14	06/16/26 15:13	1

Surrogate	*MB %Recovery*	*MB Qualifier*	*Limits*	*Prepared*	*Analyzed*	*Dil Fac*
4-Bromofluorobenzene (Surr)	*100*		*80 - 120*	*06/16/26 11:14*	*06/16/26 15:13*	*1*

Lab Sample ID: LCS 310-491992/2-A — **Client Sample ID: Lab Control Sample**
Matrix: Solid — **Prep Type: Total/NA**
Analysis Batch: 491993 — **Prep Batch: 491992**

Analyte	Spike Added	LCS Result	LCS Qualifier	Unit	D	%Rec	%Rec Limits
Wisconsin GRO	19.0	16.22		mg/Kg		85	80 - 120

Surrogate	*LCS %Recovery*	*LCS Qualifier*	*Limits*
4-Bromofluorobenzene (Surr)	*92*		*80 - 120*

Lab Sample ID: LCSD 310-491992/23-A — **Client Sample ID: Lab Control Sample Dup**
Matrix: Solid — **Prep Type: Total/NA**
Analysis Batch: 491993 — **Prep Batch: 491992**

Analyte	Spike Added	LCSD Result	LCSD Qualifier	Unit	D	%Rec	%Rec Limits	RPD	RPD Limit
Wisconsin GRO	19.2	18.60		mg/Kg		97	80 - 120	14	20

Surrogate	*LCSD %Recovery*	*LCSD Qualifier*	*Limits*
4-Bromofluorobenzene (Surr)	*96*		*80 - 120*

Method: WI-DRO - Wisconsin - Diesel Range Organics (GC)

Lab Sample ID: MB 310-491909/1-A — **Client Sample ID: Method Blank**
Matrix: Solid — **Prep Type: Total/NA**
Analysis Batch: 491934 — **Prep Batch: 491909**

Analyte	MB Result	MB Qualifier	RL	MDL	Unit	D	Prepared	Analyzed	Dil Fac
Diesel Range Organics [C10-C28]	<6.50		6.50		mg/Kg		06/15/26 15:47	06/16/26 10:42	1

Lab Sample ID: LCS 310-491909/2-A — **Client Sample ID: Lab Control Sample**
Matrix: Solid — **Prep Type: Total/NA**
Analysis Batch: 491934 — **Prep Batch: 491909**

Analyte	Spike Added	LCS Result	LCS Qualifier	Unit	D	%Rec	%Rec Limits
Diesel Range Organics [C10-C28]	124	138.3		mg/Kg		112	70 - 120

Lab Sample ID: LCSD 310-491909/3-A — **Client Sample ID: Lab Control Sample Dup**
Matrix: Solid — **Prep Type: Total/NA**
Analysis Batch: 491934 — **Prep Batch: 491909**

Analyte	Spike Added	LCSD Result	LCSD Qualifier	Unit	D	%Rec	%Rec Limits	RPD	RPD Limit
Diesel Range Organics [C10-C28]	116	121.3		mg/Kg		104	70 - 120	13	20

QC Sample Results

Client: American Engineering Testing Inc.
Project/Site: Rogers Ice Arena Addition

Job ID: 310-334195-1
SDG: P-0049771

Method: 6020B - Metals (ICP/MS)

Lab Sample ID: MB 240-705987/1-A — **Client Sample ID: Method Blank**
Matrix: Solid — **Prep Type: Total/NA**
Analysis Batch: 706121 — **Prep Batch: 705987**

Analyte	MB Result	MB Qualifier	RL	MDL	Unit	D	Prepared	Analyzed	Dil Fac
Arsenic	<1.00		1.00		mg/Kg		06/16/26 15:00	06/17/26 10:49	2
Barium	<1.00		1.00		mg/Kg		06/16/26 15:00	06/17/26 10:49	2
Cadmium	<0.200		0.200		mg/Kg		06/16/26 15:00	06/17/26 10:49	2
Chromium	<0.400		0.400		mg/Kg		06/16/26 15:00	06/17/26 10:49	2
Lead	<0.200		0.200		mg/Kg		06/16/26 15:00	06/17/26 10:49	2
Selenium	<1.00		1.00		mg/Kg		06/16/26 15:00	06/17/26 10:49	2
Silver	<0.200		0.200		mg/Kg		06/16/26 15:00	06/17/26 10:49	2

Lab Sample ID: LCS 240-705987/2-A — **Client Sample ID: Lab Control Sample**
Matrix: Solid — **Prep Type: Total/NA**
Analysis Batch: 706121 — **Prep Batch: 705987**

Analyte	Spike Added	LCS Result	LCS Qualifier	Unit	D	%Rec	%Rec Limits
Arsenic	100	102.1		mg/Kg		102	80 - 120
Barium	100	101.7		mg/Kg		102	80 - 120
Cadmium	50.0	49.72		mg/Kg		99	80 - 120
Chromium	50.0	52.15		mg/Kg		104	80 - 120
Lead	50.0	49.89		mg/Kg		100	80 - 120
Selenium	100	99.14		mg/Kg		99	80 - 120
Silver	10.0	10.28		mg/Kg		103	80 - 120

Lab Sample ID: 310-334188-C-1-B MS — **Client Sample ID: Matrix Spike**
Matrix: Solid — **Prep Type: Total/NA**
Analysis Batch: 706121 — **Prep Batch: 705987**

Analyte	Sample Result	Sample Qualifier	Spike Added	MS Result	MS Qualifier	Unit	D	%Rec	%Rec Limits
Arsenic	9.81		91.4	105.6		mg/Kg	☼	105	80 - 120
Barium	35.9	F1 F2	91.4	127.3		mg/Kg	☼	100	80 - 120
Cadmium	<0.170		45.7	44.82		mg/Kg	☼	98	80 - 120
Chromium	10.8		45.7	57.57		mg/Kg	☼	102	80 - 120
Lead	13.4	F1 F2	45.7	65.39		mg/Kg	☼	114	80 - 120
Selenium	<0.850		91.4	77.62		mg/Kg	☼	85	80 - 120
Silver	<0.170		9.14	9.382		mg/Kg	☼	102	80 - 120

Lab Sample ID: 310-334188-C-1-C MSD — **Client Sample ID: Matrix Spike Duplicate**
Matrix: Solid — **Prep Type: Total/NA**
Analysis Batch: 706121 — **Prep Batch: 705987**

Analyte	Sample Result	Sample Qualifier	Spike Added	MSD Result	MSD Qualifier	Unit	D	%Rec	%Rec Limits	RPD	RPD Limit
Arsenic	9.81		91.4	102.3		mg/Kg	☼	101	80 - 120	3	20
Barium	35.9	F1 F2	91.4	161.6	F1 F2	mg/Kg	☼	138	80 - 120	24	20
Cadmium	<0.170		45.7	44.58		mg/Kg	☼	97	80 - 120	1	20
Chromium	10.8		45.7	59.78		mg/Kg	☼	107	80 - 120	4	20
Lead	13.4	F1 F2	45.7	96.71	F1 F2	mg/Kg	☼	182	80 - 120	39	20
Selenium	<0.850		91.4	79.46		mg/Kg	☼	87	80 - 120	2	20
Silver	<0.170		9.14	9.296		mg/Kg	☼	101	80 - 120	1	20

QC Sample Results

Client: American Engineering Testing Inc.
Project/Site: Rogers Ice Arena Addition

Job ID: 310-334195-1
SDG: P-0049771

Method: 7471B - Mercury (CVAA)

Lab Sample ID: MB 240-705989/1-A — **Client Sample ID: Method Blank**
Matrix: Solid — **Prep Type: Total/NA**
Analysis Batch: 706147 — **Prep Batch: 705989**

Analyte	MB Result	MB Qualifier	RL	MDL	Unit	D	Prepared	Analyzed	Dil Fac
Mercury	<0.100		0.100		mg/Kg		06/16/26 15:00	06/17/26 11:11	1

Lab Sample ID: LCS 240-705989/2-A — **Client Sample ID: Lab Control Sample**
Matrix: Solid — **Prep Type: Total/NA**
Analysis Batch: 706147 — **Prep Batch: 705989**

Analyte	Spike Added	LCS Result	LCS Qualifier	Unit	D	%Rec	%Rec Limits
Mercury	0.833	0.7411		mg/Kg		89	80 - 120

Lab Sample ID: 310-334188-C-1-E MS — **Client Sample ID: Matrix Spike**
Matrix: Solid — **Prep Type: Total/NA**
Analysis Batch: 706147 — **Prep Batch: 705989**

Analyte	Sample Result	Sample Qualifier	Spike Added	MS Result	MS Qualifier	Unit	D	%Rec	%Rec Limits
Mercury	<0.0948		0.181	0.1978		mg/Kg	☼	99	80 - 120

Lab Sample ID: 310-334188-C-1-F MSD — **Client Sample ID: Matrix Spike Duplicate**
Matrix: Solid — **Prep Type: Total/NA**
Analysis Batch: 706147 — **Prep Batch: 705989**

Analyte	Sample Result	Sample Qualifier	Spike Added	MSD Result	MSD Qualifier	Unit	D	%Rec	%Rec Limits	RPD	RPD Limit
Mercury	<0.0948		0.181	0.1990		mg/Kg	☼	100	80 - 120	1	20

Method: Moisture - Percent Moisture

Lab Sample ID: 310-334195-1 DU — **Client Sample ID: SS-1**
Matrix: Solid — **Prep Type: Total/NA**
Analysis Batch: 491786

Analyte	Sample Result	Sample Qualifier	DU Result	DU Qualifier	Unit	D	RPD	RPD Limit
Percent Moisture	7.8		8.0		%		3	40
Percent Solids	92.2		92.0		%		0.3	19

QC Association Summary

Client: American Engineering Testing Inc.
Project/Site: Rogers Ice Arena Addition

Job ID: 310-334195-1
SDG: P-0049771

GC/MS VOA

Prep Batch: 491851

Lab Sample ID	Client Sample ID	Prep Type	Matrix	Method	Prep Batch
310-334195-1	SS-1	Total/NA	Solid	5035	
310-334195-3	SS-3	Total/NA	Solid	5035	
MB 310-491851/1-A	Method Blank	Total/NA	Solid	5035	
LCS 310-491851/2-A	Lab Control Sample	Total/NA	Solid	5035	
310-334125-E-2-B MS	Matrix Spike	Total/NA	Solid	5035	
310-334125-E-2-C MSD	Matrix Spike Duplicate	Total/NA	Solid	5035	

Analysis Batch: 491852

Lab Sample ID	Client Sample ID	Prep Type	Matrix	Method	Prep Batch
310-334195-1	SS-1	Total/NA	Solid	8260D	491851
310-334195-3	SS-3	Total/NA	Solid	8260D	491851
MB 310-491851/1-A	Method Blank	Total/NA	Solid	8260D	491851
310-334125-E-2-B MS	Matrix Spike	Total/NA	Solid	8260D	491851
310-334125-E-2-C MSD	Matrix Spike Duplicate	Total/NA	Solid	8260D	491851

Analysis Batch: 491958

Lab Sample ID	Client Sample ID	Prep Type	Matrix	Method	Prep Batch
LCS 310-491851/2-A	Lab Control Sample	Total/NA	Solid	8260D	491851

Prep Batch: 492114

Lab Sample ID	Client Sample ID	Prep Type	Matrix	Method	Prep Batch
310-334195-2	SS-2	Total/NA	Solid	5035	
MB 310-492114/1-A	Method Blank	Total/NA	Solid	5035	
LCS 310-492114/2-A	Lab Control Sample	Total/NA	Solid	5035	

Analysis Batch: 492116

Lab Sample ID	Client Sample ID	Prep Type	Matrix	Method	Prep Batch
310-334195-2	SS-2	Total/NA	Solid	8260D	492114
MB 310-492114/1-A	Method Blank	Total/NA	Solid	8260D	492114
LCS 310-492114/2-A	Lab Control Sample	Total/NA	Solid	8260D	492114

GC/MS Semi VOA

Prep Batch: 491893

Lab Sample ID	Client Sample ID	Prep Type	Matrix	Method	Prep Batch
310-334195-1	SS-1	Total/NA	Solid	3546	
310-334195-2	SS-2	Total/NA	Solid	3546	
310-334195-3	SS-3	Total/NA	Solid	3546	
MB 310-491893/1-A	Method Blank	Total/NA	Solid	3546	
LCS 310-491893/2-A	Lab Control Sample	Total/NA	Solid	3546	
310-333923-C-1-B MS	Matrix Spike	Total/NA	Solid	3546	
310-333923-C-1-C MSD	Matrix Spike Duplicate	Total/NA	Solid	3546	

Analysis Batch: 492148

Lab Sample ID	Client Sample ID	Prep Type	Matrix	Method	Prep Batch
310-334195-1	SS-1	Total/NA	Solid	8270E	491893
310-334195-2	SS-2	Total/NA	Solid	8270E	491893
310-334195-3	SS-3	Total/NA	Solid	8270E	491893
MB 310-491893/1-A	Method Blank	Total/NA	Solid	8270E	491893
LCS 310-491893/2-A	Lab Control Sample	Total/NA	Solid	8270E	491893
310-333923-C-1-B MS	Matrix Spike	Total/NA	Solid	8270E	491893

QC Association Summary

Client: American Engineering Testing Inc.
Project/Site: Rogers Ice Arena Addition

Job ID: 310-334195-1
SDG: P-0049771

GC/MS Semi VOA (Continued)

Analysis Batch: 492148 (Continued)

Lab Sample ID	Client Sample ID	Prep Type	Matrix	Method	Prep Batch
310-333923-C-1-C MSD	Matrix Spike Duplicate	Total/NA	Solid	8270E	491893

GC VOA

Prep Batch: 491866

Lab Sample ID	Client Sample ID	Prep Type	Matrix	Method	Prep Batch
310-334195-1	SS-1	Total/NA	Solid	WI GRO	
310-334195-2	SS-2	Total/NA	Solid	WI GRO	
MB 310-491866/1-A	Method Blank	Total/NA	Solid	WI GRO	
LCS 310-491866/2-A	Lab Control Sample	Total/NA	Solid	WI GRO	
LCSD 310-491866/23-A	Lab Control Sample Dup	Total/NA	Solid	WI GRO	

Analysis Batch: 491874

Lab Sample ID	Client Sample ID	Prep Type	Matrix	Method	Prep Batch
310-334195-1	SS-1	Total/NA	Solid	WI-GRO	491866
310-334195-2	SS-2	Total/NA	Solid	WI-GRO	491866
MB 310-491866/1-A	Method Blank	Total/NA	Solid	WI-GRO	491866
LCS 310-491866/2-A	Lab Control Sample	Total/NA	Solid	WI-GRO	491866
LCSD 310-491866/23-A	Lab Control Sample Dup	Total/NA	Solid	WI-GRO	491866

Prep Batch: 491992

Lab Sample ID	Client Sample ID	Prep Type	Matrix	Method	Prep Batch
310-334195-3	SS-3	Total/NA	Solid	WI GRO	
MB 310-491992/1-A	Method Blank	Total/NA	Solid	WI GRO	
LCS 310-491992/2-A	Lab Control Sample	Total/NA	Solid	WI GRO	
LCSD 310-491992/23-A	Lab Control Sample Dup	Total/NA	Solid	WI GRO	

Analysis Batch: 491993

Lab Sample ID	Client Sample ID	Prep Type	Matrix	Method	Prep Batch
310-334195-3	SS-3	Total/NA	Solid	WI-GRO	491992
MB 310-491992/1-A	Method Blank	Total/NA	Solid	WI-GRO	491992
LCS 310-491992/2-A	Lab Control Sample	Total/NA	Solid	WI-GRO	491992
LCSD 310-491992/23-A	Lab Control Sample Dup	Total/NA	Solid	WI-GRO	491992

GC Semi VOA

Prep Batch: 491909

Lab Sample ID	Client Sample ID	Prep Type	Matrix	Method	Prep Batch
310-334195-1	SS-1	Total/NA	Solid	WI DRO PREP	
310-334195-2	SS-2	Total/NA	Solid	WI DRO PREP	
310-334195-3	SS-3	Total/NA	Solid	WI DRO PREP	
MB 310-491909/1-A	Method Blank	Total/NA	Solid	WI DRO PREP	
LCS 310-491909/2-A	Lab Control Sample	Total/NA	Solid	WI DRO PREP	
LCSD 310-491909/3-A	Lab Control Sample Dup	Total/NA	Solid	WI DRO PREP	

Analysis Batch: 491934

Lab Sample ID	Client Sample ID	Prep Type	Matrix	Method	Prep Batch
310-334195-1	SS-1	Total/NA	Solid	WI-DRO	491909
310-334195-2	SS-2	Total/NA	Solid	WI-DRO	491909
310-334195-3	SS-3	Total/NA	Solid	WI-DRO	491909
MB 310-491909/1-A	Method Blank	Total/NA	Solid	WI-DRO	491909
LCS 310-491909/2-A	Lab Control Sample	Total/NA	Solid	WI-DRO	491909

QC Association Summary

Client: American Engineering Testing Inc.
Project/Site: Rogers Ice Arena Addition

Job ID: 310-334195-1
SDG: P-0049771

GC Semi VOA (Continued)

Analysis Batch: 491934 (Continued)

Lab Sample ID	Client Sample ID	Prep Type	Matrix	Method	Prep Batch
LCSD 310-491909/3-A	Lab Control Sample Dup	Total/NA	Solid	WI-DRO	491909

Metals

Prep Batch: 705987

Lab Sample ID	Client Sample ID	Prep Type	Matrix	Method	Prep Batch
310-334195-1	SS-1	Total/NA	Solid	3050B	
310-334195-2	SS-2	Total/NA	Solid	3050B	
310-334195-3	SS-3	Total/NA	Solid	3050B	
MB 240-705987/1-A	Method Blank	Total/NA	Solid	3050B	
LCS 240-705987/2-A	Lab Control Sample	Total/NA	Solid	3050B	
310-334188-C-1-B MS	Matrix Spike	Total/NA	Solid	3050B	
310-334188-C-1-C MSD	Matrix Spike Duplicate	Total/NA	Solid	3050B	

Prep Batch: 705989

Lab Sample ID	Client Sample ID	Prep Type	Matrix	Method	Prep Batch
310-334195-1	SS-1	Total/NA	Solid	7471B	
310-334195-2	SS-2	Total/NA	Solid	7471B	
310-334195-3	SS-3	Total/NA	Solid	7471B	
MB 240-705989/1-A	Method Blank	Total/NA	Solid	7471B	
LCS 240-705989/2-A	Lab Control Sample	Total/NA	Solid	7471B	
310-334188-C-1-E MS	Matrix Spike	Total/NA	Solid	7471B	
310-334188-C-1-F MSD	Matrix Spike Duplicate	Total/NA	Solid	7471B	

Analysis Batch: 706121

Lab Sample ID	Client Sample ID	Prep Type	Matrix	Method	Prep Batch
310-334195-1	SS-1	Total/NA	Solid	6020B	705987
310-334195-2	SS-2	Total/NA	Solid	6020B	705987
310-334195-3	SS-3	Total/NA	Solid	6020B	705987
MB 240-705987/1-A	Method Blank	Total/NA	Solid	6020B	705987
LCS 240-705987/2-A	Lab Control Sample	Total/NA	Solid	6020B	705987
310-334188-C-1-B MS	Matrix Spike	Total/NA	Solid	6020B	705987
310-334188-C-1-C MSD	Matrix Spike Duplicate	Total/NA	Solid	6020B	705987

Analysis Batch: 706147

Lab Sample ID	Client Sample ID	Prep Type	Matrix	Method	Prep Batch
310-334195-1	SS-1	Total/NA	Solid	7471B	705989
310-334195-2	SS-2	Total/NA	Solid	7471B	705989
310-334195-3	SS-3	Total/NA	Solid	7471B	705989
MB 240-705989/1-A	Method Blank	Total/NA	Solid	7471B	705989
LCS 240-705989/2-A	Lab Control Sample	Total/NA	Solid	7471B	705989
310-334188-C-1-E MS	Matrix Spike	Total/NA	Solid	7471B	705989
310-334188-C-1-F MSD	Matrix Spike Duplicate	Total/NA	Solid	7471B	705989

General Chemistry

Analysis Batch: 491786

Lab Sample ID	Client Sample ID	Prep Type	Matrix	Method	Prep Batch
310-334195-1	SS-1	Total/NA	Solid	Moisture	
310-334195-2	SS-2	Total/NA	Solid	Moisture	
310-334195-3	SS-3	Total/NA	Solid	Moisture	
310-334195-1 DU	SS-1	Total/NA	Solid	Moisture	

Lab Chronicle

Client: American Engineering Testing Inc.
Project/Site: Rogers Ice Arena Addition

Job ID: 310-334195-1
SDG: P-0049771

Client Sample ID: SS-1

Lab Sample ID: 310-334195-1

Date Collected: 06/11/26 08:35
Matrix: Solid
Date Received: 06/12/26 13:40

Prep Type	Batch Type	Batch Method	Run	Dilution Factor	Batch Number	Analyst	Lab	Prepared or Analyzed
Total/NA	Prep	5035			491851	MZR8	EET CF	06/15/26 11:00
Total/NA	Analysis	8260D		1	491852	MZR8	EET CF	06/16/26 13:03
Total/NA	Prep	3546			491893	RHL8	EET CF	06/15/26 15:02
Total/NA	Analysis	8270E		1	492148	P5ZC	EET CF	06/17/26 19:57
Total/NA	Prep	WI GRO			491866	GP2V	EET CF	06/15/26 12:29
Total/NA	Analysis	WI-GRO		1	491874	GP2V	EET CF	06/16/26 08:41
Total/NA	Prep	WI DRO PREP			491909	U8FK	EET CF	06/15/26 15:47
Total/NA	Analysis	WI-DRO		1	491934	C3AA	EET CF	06/16/26 13:50
Total/NA	Prep	3050B			705987	DEE	EET CLE	06/16/26 15:00
Total/NA	Analysis	6020B		2	706121	S4FJ	EET CLE	06/17/26 11:26
Total/NA	Prep	7471B			705989	DEE	EET CLE	06/16/26 15:00
Total/NA	Analysis	7471B		1	706147	BN	EET CLE	06/17/26 11:39
Total/NA	Analysis	Moisture		1	491786	DGU1	EET CF	06/13/26 04:26

Client Sample ID: SS-2

Lab Sample ID: 310-334195-2

Date Collected: 06/11/26 08:39
Matrix: Solid
Date Received: 06/12/26 13:40

Prep Type	Batch Type	Batch Method	Run	Dilution Factor	Batch Number	Analyst	Lab	Prepared or Analyzed
Total/NA	Prep	5035			492114	MZR8	EET CF	06/17/26 10:38
Total/NA	Analysis	8260D		1	492116	MZR8	EET CF	06/18/26 05:29
Total/NA	Prep	3546			491893	RHL8	EET CF	06/15/26 15:02
Total/NA	Analysis	8270E		1	492148	P5ZC	EET CF	06/17/26 20:21
Total/NA	Prep	WI GRO			491866	GP2V	EET CF	06/15/26 12:29
Total/NA	Analysis	WI-GRO		1	491874	GP2V	EET CF	06/16/26 09:07
Total/NA	Prep	WI DRO PREP			491909	U8FK	EET CF	06/15/26 15:47
Total/NA	Analysis	WI-DRO		1	491934	C3AA	EET CF	06/16/26 14:06
Total/NA	Prep	3050B			705987	DEE	EET CLE	06/16/26 15:00
Total/NA	Analysis	6020B		2	706121	S4FJ	EET CLE	06/17/26 11:29
Total/NA	Prep	7471B			705989	DEE	EET CLE	06/16/26 15:00
Total/NA	Analysis	7471B		1	706147	BN	EET CLE	06/17/26 11:41
Total/NA	Analysis	Moisture		1	491786	DGU1	EET CF	06/13/26 04:26

Client Sample ID: SS-3

Lab Sample ID: 310-334195-3

Date Collected: 06/11/26 08:44
Matrix: Solid
Date Received: 06/12/26 13:40

Prep Type	Batch Type	Batch Method	Run	Dilution Factor	Batch Number	Analyst	Lab	Prepared or Analyzed
Total/NA	Prep	5035			491851	MZR8	EET CF	06/15/26 11:00
Total/NA	Analysis	8260D		1	491852	MZR8	EET CF	06/16/26 13:47
Total/NA	Prep	3546			491893	RHL8	EET CF	06/15/26 15:02
Total/NA	Analysis	8270E		1	492148	P5ZC	EET CF	06/17/26 20:45
Total/NA	Prep	WI GRO			491992	GP2V	EET CF	06/16/26 11:14
Total/NA	Analysis	WI-GRO		1	491993	D2YP	EET CF	06/16/26 21:20

Lab Chronicle

Client: American Engineering Testing Inc.
Project/Site: Rogers Ice Arena Addition

Job ID: 310-334195-1
SDG: P-0049771

Client Sample ID: SS-3

Date Collected: 06/11/26 08:44
Date Received: 06/12/26 13:40

Lab Sample ID: 310-334195-3

Matrix: Solid

Prep Type	Batch Type	Batch Method	Run	Dilution Factor	Batch Number	Analyst	Lab	Prepared or Analyzed
Total/NA	Prep	WI DRO PREP			491909	U8FK	EET CF	06/15/26 15:47
Total/NA	Analysis	WI-DRO		1	491934	C3AA	EET CF	06/16/26 14:24
Total/NA	Prep	3050B			705987	DEE	EET CLE	06/16/26 15:00
Total/NA	Analysis	6020B		2	706121	S4FJ	EET CLE	06/17/26 11:32
Total/NA	Prep	7471B			705989	DEE	EET CLE	06/16/26 15:00
Total/NA	Analysis	7471B		1	706147	BN	EET CLE	06/17/26 11:42
Total/NA	Analysis	Moisture		1	491786	DGU1	EET CF	06/13/26 04:26

Laboratory References:

EET CF = Eurofins Cedar Falls, 3019 Venture Way, Cedar Falls, IA 50613, TEL (319)277-2401

EET CLE = Eurofins Cleveland, 180 S. Van Buren Avenue, Barberton, OH 44203, TEL (330)497-9396

Accreditation/Certification Summary

Client: American Engineering Testing Inc.
Project/Site: Rogers Ice Arena Addition

Job ID: 310-334195-1
SDG: P-0049771

Laboratory: Eurofins Cedar Falls

Unless otherwise noted, all analytes for this laboratory were covered under each accreditation/certification below.

Authority	Program	Identification Number	Expiration Date
Minnesota	NELAP	019-999-319	12-31-26

The following analytes are included in this report, but the laboratory is not certified by Minnesota NELAP 019-999-319. This list may include analytes for which the agency does not offer certification :

Analysis Method	Prep Method	Matrix	Analyte
Moisture		Solid	Percent Moisture
Moisture		Solid	Percent Solids

Laboratory: Eurofins Cleveland

The accreditations/certifications listed below are applicable to this report.

Authority	Program	Identification Number	Expiration Date
Minnesota	NELAP	039-999-348	12-31-26

Method Summary

Client: American Engineering Testing Inc.
Project/Site: Rogers Ice Arena Addition

Job ID: 310-334195-1
SDG: P-0049771

Method	Method Description	Protocol	Laboratory
8260D	Volatile Organic Compounds by GC/MS	SW846	EET CF
8270E	Semivolatile Organic Compounds (GC-MS/MS)	SW846	EET CF
WI-GRO	Wisconsin - Gasoline Range Organics (GC)	WI-GRO	EET CF
WI-DRO	Wisconsin - Diesel Range Organics (GC)	WI-DRO	EET CF
6020B	Metals (ICP/MS)	SW846	EET CLE
7471B	Mercury (CVAA)	SW846	EET CLE
Moisture	Percent Moisture	EPA	EET CF
3050B	Preparation, Metals	SW846	EET CLE
3546	Microwave Extraction	SW846	EET CF
5035	Closed System Purge and Trap	SW846	EET CF
7471B	Preparation, Mercury	SW846	EET CLE
WI DRO PREP	Wisconsin Extraction (Diesel Range Organics)	WI-DRO	EET CF
WI GRO	Closed System Purge and Trap	WI-GRO	EET CF

Protocol References:

EPA = US Environmental Protection Agency

SW846 = "Test Methods For Evaluating Solid Waste, Physical/Chemical Methods", Third Edition, November 1986 And Its Updates.

WI-DRO = "Modified DRO: Method For Determining Diesel Range Organics", Wisconsin DNR, Publ-SW-141, September, 1995.

WI-GRO = "Modified GRO: Method For Determining Gasoline Range Organics", Wisconsin DNR, Publ-SW-140, September, 1995.

Laboratory References:

EET CF = Eurofins Cedar Falls, 3019 Venture Way, Cedar Falls, IA 50613, TEL (319)277-2401

EET CLE = Eurofins Cleveland, 180 S. Van Buren Avenue, Barberton, OH 44203, TEL (330)497-9396

eurofins | Environment Testing America

310-334195 Chain of Custody

Cooler/Sample Receipt and Temperature Log Form

Client Information

Client: AET

City/State: CITY STATE | Project:

Receipt Information

Date/Time Received: DATE 6/12/24 TIME 1340 | Received By: [signature]

Delivery Type: ☐ UPS ☐ FedEx ☐ FedEx Ground ☐ US Mail ☐ Spee-Dee ☑ Lab Courier ☐ Lab Field Services ☐ Client Drop-off ☐ Other:_____

Condition of Cooler/Containers

Sample(s) received in Cooler? ☑ Yes ☐ No *If yes:* Cooler ID:

Multiple Coolers? ☐ Yes ☑ No *If yes:* Cooler # _____ of _____

Cooler Custody Seals Present? ☑ Yes ☐ No *If yes:* Cooler custody seals intact? ☑ Yes ☐ No

Sample Custody Seals Present? ☐ Yes ☑ No *If yes:* Sample custody seals intact? ☐ Yes ☐ No

Trip Blank Present? ☐ Yes ☑ No *If yes:* Which VOA samples are in cooler? ↓

Temperature Record

Coolant: ☑ Wet ice ☐ Blue ice ☐ Dry ice ☐ Other:_____ ☐ NONE

Thermometer ID: B13 | Correction Factor (°C): 0

• **Temp Blank Temperature** – If no temp blank, or temp blank temperature above criteria, proceed to Sample Container Temperature

Uncorrected Temp (°C): 1.1 | Corrected Temp (°C): 1.1

• **Sample Container Temperature**

	CONTAINER 1	CONTAINER 2
Container(s) used:		
Uncorrected Temp (°C):		
Corrected Temp (°C):		

Exceptions Noted

1) If temperature exceeds criteria, was sample(s) received same day of sampling? ☐ Yes ☐ No
   a) *If yes:* Is there evidence that the chilling process began? ☐ Yes ☐ No

2) If temperature is <0°C, are there obvious signs that the integrity of sample containers is compromised? (e.g., bulging septa, broken/cracked bottles, frozen solid?) ☐ Yes ☐ No

NOTE. If yes, contact PM before proceeding If no, proceed with login

Additional Comments

AMERICAN ENGINEERING TESTING

☐ St. Paul Office
550 Cleveland Ave N
St. Paul, MN 55114
651-659-9001
651-659-1379 (fax)

☐ OTHER _____

ADDRESS _____

PHONE: _____

PAGE ____ OF ____

№ 27369

AET PROJECT NUMBER P-0049771

PROJECT NAME/LOCATION Rogers Ice Arena Addition

AET PROJECT MANAGER Reggie Carlson

AET PURCHASE ORDER NO _____

SEND REPORT TO aplarlson@teamaet.com

SAMPLED BY (PRINT) Calvin Bister

SAMPLER SIGNATURE Calvin Bister

REQUESTED TURNAROUND TIME ☐ NORMAL ☑ RUSH

DATE NEEDED BY. 6/16/26

ITEM #	SAMPLE DESCRIPTION	DATE	TIME	SAMPLE TYPE	NO OF CONTAINERS	PRESERVATIVES: UNPRESERVED	MeOH	HCL	H_2SO_4	HNO_3	FIELD FILTERED Y/N	DRO	GRO	VOCs	RCRA	PAH	Moisture					REMARKS
1	SS-1	6/11/26	1635	Soil	5	3	2					X	X	X	X	X	X					
2	SS-2	↓	839	Soil	5	3	2					X	X	X	X	X	X					
3	SS-3	↓	844	Soil	6	4	2					X	X	X	X	X	X					

NOTE

ITEM NUMBER	RELINQUISHED BY/AFFILIATION	ACCEPTED BY/AFFILIATION	DATE	TIME
All	Calvin K / AET	[illegible]	6-11-26	1013
All	[illegible] 6-11-26 1700	[illegible]	6/12/26	1340

8/2022

Docusign Envelope ID: 37AB93EC-DEF1-87BF-829B-51F74B074A45

Eurofins Cedar Falls
3019 Venture Way
Cedar Falls, IA 50613
Phone: 319-277-2401 Fax: 319-277-2425

Chain of Custody Record

eurofins Environment Test

Client Information (Sub Contract Lab)	Sampler: N/A	Lab PM: Bindert, Zach T	Carrier Tracking No(s): N/A	COC No: 310-95371 1
Client Contact: Shipping/Receiving	Phone: N/A	E-Mail: Zach.Bindert@et.eurofinsus.com	State of Origin: Minnesota	Page: Page 1 of 1
Company: Eurofins Environment Testing North Centr		Accreditations Required (See note): NELAP Minnesota		Job #: 310-334195-1
Address: 180 S. Van Buren Avenue,	Due Date Requested: 6/17/2026			
City: Barberton	TAT Requested (days): N/A			
State, Zip: OH 44203				
Phone: 330-497-9396(Tel) 330-497-0772(Fax)	PO #: N/A			
Email: N/A	WO #: N/A			
Project Name: Rogers Ice Arena Addition	Project #: 31017046			
Site: N/A	SSOW#: N/A			

Analysis Requested

Preservation Codes.

Other: N/A

F127

Sample Identification Client ID (Lab ID)	Sample Date	Sample Time	Sample Type (C=comp, G=grab)	Matrix (W=water, S=solid, O=wastelol BT=Tissue, A=Air)	Field Filtered Sample (Yes or No)	Perform MS/MSD (Yes or No)	6020B/3050BRCRA Metals Analyte List	7471B/7471B_PrepMercury	Total Number of containers	Special Instructions/Note:
			Preservation Code:							
SS-1 (310-334195-1)	6/11/26	08.35 Central	G	Solid			X	X	1	
SS-2 (310-334195-2)	6/11/26	08:39 Central	G	Solid			X	X	1	
SS-3 (310-334195-3)	6/11/26	08:44 Central	G	Solid			X	X	1	

Note: Since laboratory accreditations are subject to change, Eurofins Environment Testing North Central, LLC places the ownership of method, analyte & accreditation compliance upon our subcontract laboratories. This sample shipment is forwarded under chain-of-custody. If the laboratory does not currently maintain accreditation in the State of Origin listed above for analysis/tests/matrix being analyzed, the samples must be shipped back to the Eurofins Environment Testing North Central LLC laboratory or other instructions will be provided. Any changes to accreditation status should be brought to Eurofins Environment Testing North Central LLC attention immediately. If all requested accreditations are current to date, return the signed Chain of Custody attesting to said compliance to Eurofins Environment Testing North Central, LLC.

Possible Hazard Identification	Sample Disposal (A fee may be assessed if samples are retained longer than 1 month)
Unconfirmed	☐ Return To Client ☐ Disposal By Lab ☐ Archive For _____ Months
Deliverable Requested: I II III IV Other (specify) Primary Deliverable Rank: 2	Special Instructions/QC Requirements:

Empty Kit Relinquished by:	Date:	Time:	Method of Shipment:

Relinquished by	Date/Time	Company	Received by	Date/Time	Company
	6/11/26 1130			6/11/26 1130	ETC
Relinquished by:	Date/Time:	Company	Received by:	Date/Time:	Company
Relinquished by:	Date/Time:	Company	Received by:	Date/Time:	Company

Custody Seals Intact: Δ Yes Δ No	Custody Seal No.	Cooler Temperature(s) °C and Other Remarks:

Eurofins – Cleveland Sample Receipt Form/Narrative **Login # :**
Barberton Facility

Client Eurofins Site Name

Cooler unpacked by

Cooler Received on 6/16/26 Opened on 6/16/26

FedEx: 1st Grd Exp UPS FAS Waypoint Client Drop Off Eurofins Courier Other

Receipt After-hours: Drop-off Date/Time Storage Location

Eurofins Cooler # Foam Box Client Cooler Box Other

Packing material used Bubble Wrap Foam Plastic Bag None Other

COOLANT: Wet Ice Blue Ice Dry Ice Water None

1 Cooler temperature upon receipt ☐ See Multiple Cooler Form

IR GUN # 1 (CF +0.6 °C) Observed Cooler Temp. 1.9 °C Corrected Cooler Temp 2.5 °C

2 Were tamper/custody seals on the outside of the cooler(s)? If Yes Quantity 1 Yes No
-Were the seals on the outside of the cooler(s) signed & dated? Yes No NA
-Were tamper/custody seals on the bottle(s) or bottle kits (LLHg/MeHg)? Yes No
-Were tamper/custody seals intact and uncompromised? Yes No NA

Tests that are not checked for pH by Receiving

VOAs
Oil and Grease
TOC

3 Shippers' packing slip attached to the cooler(s)? Yes No
4 Did custody papers accompany the sample(s)? Yes No
5 Were the custody papers relinquished & signed in the appropriate place? Yes No
6. Was/were the person(s) who collected the samples clearly identified on the COC? Yes No
7 Did all bottles arrive in good condition (Unbroken)? Yes No
8 Could all bottle labels (ID/Date/Time) be reconciled with the COC? Yes No
9 For each sample, does the COC specify preservatives (Y/N) # of containers (Y/N), and sample type of grab/comp (Y/N)?
10 Were correct bottle(s) used for the test(s) indicated? Yes No
11 Sufficient quantity received to perform indicated analyses? Yes No
12 Are these work share samples and all listed on the COC? Yes No
If yes, Questions 13-17 have been checked at the originating laboratory
13 Were all preserved sample(s) at the correct pH upon receipt? Yes No NA pH Strip Lot# HC574455
14. Were VOAs on the COC? Yes No
15 Were air bubbles >6 mm in any VOA vials? ● ⬅ Larger than this. Yes No NA
16 Was a VOA trip blank present in the cooler(s)? Trip Blank Lot # Yes No
17 Was a LL Hg or Me Hg trip blank present? Yes No

Contacted PM Date by via Verbal Voice Mail Other

Concerning

18. CHAIN OF CUSTODY & SAMPLE DISCREPANCIES ☐ additional next page

Labeled by
Labels Verified by

19 SAMPLE CONDITION
Sample(s) were received after the recommended holding time had expired.
Sample(s) were received in a broken container
Sample(s) were received with bubble >6 mm in diameter (Notify PM)

20. SAMPLE PRESERVATION

Sample(s) were further preserved in the laboratory
Time preserved Preservative(s) added/Lot number(s):

VOA Sample Preservation - Date/Time VOAs Frozen

Docusign Envelope ID: 37AB93EC-DEF1-87BF-829B-51F74B074A45

Login Sample Receipt Checklist

Client: American Engineering Testing Inc.

Job Number: 310-334195-1
SDG Number: P-0049771

Login Number: 334195
List Number: 1
Creator: Homolar, Dana J

List Source: Eurofins Cedar Falls

Question	Answer	Comment
Radioactivity wasn't checked or is </= background as measured by a survey meter.	N/A	
The cooler's custody seal, if present, is intact.	True	
Sample custody seals, if present, are intact.	N/A	
The cooler or samples do not appear to have been compromised or tampered with.	True	
Samples were received on ice.	True	
Cooler Temperature is acceptable.	True	
Cooler Temperature is recorded.	True	
COC is present.	True	
COC is filled out in ink and legible.	True	
COC is filled out with all pertinent information.	True	
Is the Field Sampler's name present on COC?	True	
There are no discrepancies between the containers received and the COC.	True	
Samples are received within Holding Time (excluding tests with immediate HTs)	True	
Sample containers have legible labels.	True	
Containers are not broken or leaking.	True	
Sample collection date/times are provided.	True	
Appropriate sample containers are used.	True	
Sample bottles are completely filled.	True	
Sample Preservation Verified.	True	
There is sufficient vol. for all requested analyses, incl. any requested MS/MSDs	True	
Containers requiring zero headspace have no headspace or bubble is <6mm (1/4").	True	
Multiphasic samples are not present.	True	
Samples do not require splitting or compositing.	True	
Residual Chlorine Checked.	N/A	

Table 1
Summary of Soil Analytical Results
Rogers Ice Arena
Rogers, MN
AET Project No. P-0049771

Parameter	CAS NUMBER	MPCA Values						
		MPCA Screening SLVs 2013	MPCA Residential / Recreational SRVs 2025	MPCA Commercial / Industrial SRVs 2025	Sample	SS-1	SS-2	SS-3
					Depth	N/A	N/A	N/A
					Date	6/11/2026	6/11/2026	6/11/2026
Petroleum								
Diesel Range Organics (DRO)	STL00143	MPCA Unregulated Fill Criteria = 100 mg/kg			mg/kg	<7.16	<7.15	<7.38
Gasoline Range Organics (GRO)	STL01887	MPCA Unregulated Fill Criteria = 100 mg/kg			mg/kg	<11.3	<11.4	<11.1
Volatile Organic Compounds (VOCs)								
All VOCs	NE	NE	NE	NE	mg/kg	<	<	<
Resource Conservation and Recovery Act (RCRA) Metals								
Arsenic, Total	7440-38-2	5.82	9	9	mg/kg	**2.62**	**3.02**	**1.68**
Barium, Total	7440-39-3	1680	3100	41000	mg/kg	**68.3**	**55.9**	**28.4**
Cadmium, Total	7440-43-9	8.81	1.6	23	mg/kg	<0.190	<0.185	<0.184
*Chromium, Total	7440-47-3	1.00E+09	23000	100000	mg/kg	**7.99**	**6.4**	**6.14**
Lead, Total	7439-92-1	2700	200	460	mg/kg	**4.43**	**4.77**	**2.39**
Mercury, Total	7439-97-6	3.29	2.7	3.1	mg/kg	<0.110	<0.125	<0.105
Selenium, Total	7782-49-2	2.64	78	1200	mg/kg	<0.951	<0.924	<0.920
Silver, Total	7440-22-4	7.86	78	1200	mg/kg	<0.190	<0.185	<0.184
Polycyclic Aromatic Hydrocarbons (PAHs)								
2-Methylnaphthalene	91-57-6	NE	39	580	mg/kg	<0.00535	<0.00510	<0.00512
Acenaphthene	83-32-9	81.2	460	6800	mg/kg	<0.00535	<0.00510	<0.00512
Acenaphthylene	208-96-8	NE	NE	NE	mg/kg	<0.00535	<0.00510	<0.00512
Anthracene	120-12-7	1310	2800	42000	mg/kg	<0.00535	<0.00510	<0.00512
Benzo[a]anthracene	56-55-3	NE	NE	NE	mg/kg	**0.00668**	**0.0181**	<0.00512
Benzo[a]pyrene	50-32-8	1.41	2	23	mg/kg	**0.00693**	**0.017**	<0.00512
Benzo[b]fluoranthene	205-99-2	NE	NE	NE	mg/kg	**0.00871**	**0.0193**	<0.00512
Benzo[g,h,i]perylene	191-24-2	NE	NE	NE	mg/kg	**0.00869**	**0.0147**	<0.00512
Benzo[k]fluoranthene	207-08-9	NE	NE	NE	mg/kg	<0.00535	**0.00842**	<0.00512
Chrysene	218-01-9	NE	NE	NE	mg/kg	**0.0075**	**0.0192**	<0.00512
Dibenz(a,h)anthracene	53-70-3	NE	NE	NE	mg/kg	<0.00535	<0.00510	<0.00512
Fluoranthene	206-44-0	666	210	2700	mg/kg	**0.0107**	**0.0357**	<0.00512
Fluorene	86-73-7	111	390	5800	mg/kg	<0.00535	<0.00510	<0.00512
Indeno[1,2,3-cd]pyrene	193-39-5	NE	NE	NE	mg/kg	<0.00535	**0.0103**	<0.00512
Naphthalene	91-20-3	4.47	81	280	mg/kg	<0.292	<0.297	<0.287
Phenanthrene	85-01-8	NE	NE	NE	mg/kg	<0.00535	**0.0152**	<0.00512
Pyrene	129-00-0	435	220	3200	mg/kg	**0.0089**	**0.0343**	<0.00512
BaP Equivalent c	NE	1.41	2	23	mg/kg	**0.01**	**0.02**	NA

LEGEND
Exceeds MPCA Unregulated Fill Criteria
Exceeds MPCA 2013 Soil Leaching Values
Exceeds MPCA 2025 Residential/Recreational Soil Reference Values
Exceeds MPCA 2025 Commercial/Industrial Soil Reference Values
< - analyte or group of analytes not detected above reporting limits
Bold - Analyte detected above reporting limits
MPCA - Minnesota Pollution Control Agency
MPCA Unregulated Fill Criteria: < SRVs, SLVs, 10 ppm organic vapors, 100 mg/kg DRO/GRO
NA - not applicable
NE - not established
ppm - parts-per-million by volume
mg/kg - milligrams per kilogram
SLV - soil leaching value
SRV - soil reference value
BaP equivalent concentration potency factors are derived from state document wq-strm4-16
* Total Chromium Results compared to MPCA SRV and SLV standards for Chromium III and Chromium VI. The background threshold value for chromium is 27 mg/kg

Docusign Envelope ID: 37AB93EC-DEF1-87BF-829B-51F74B074A45

6-10-26 - Asphalt contaminates located during correction

6-15-26 - Asphalt contaminates located during correction

6-15-26 - Organics located during correction

6-15-26 - Construction debris removed from soil

6-15-26 - Construction debris removed from soil

6-15-26 - Organic debris in soil

6-15-26 - Suspected burn pit residue discovered

6-15-26 - Asphalt contaminated soil pile at end of day

6-15-26 - Debris pile at end of day

Docusign Envelope ID: 37AB93EC-DEF1-87BF-829B-51F74B074A45

6-19-26 - Asphalt contaminated soil pile for landfill

Docusign Envelope ID: 37AB93EC-DEF1-87BF-829B-51F74B074A45

ASPHALT CONTAMINATED SOIL IDENTIFIED JUNE 10th.
STRIP AND STOCKPILE AS CONTAMINATED SOIL IS DISCOVERED.
AET TEST SOIL TEST TO DETERMINE NEXT STEPS.

BURIED DEBRIS FOUND AND STOCKPILED SEPARATELY.

Job: 260060.00.
Job Name: EW -Rogers Activity Center Addition
Date Range: 6/1/2026 to 6/30/2026

Veit & Company, Inc.

Bill Number: 001
Bill Description: Soil Correction - Unsuitable Soil Excavation

STOCKPILE ASPHALT CONTAMINATED SOIL

3050.0010.000.	Soil Correction (Ex & Recompact) - SC Onsite 330 D6 Com	6/11/2026	10118-100: Philip Marquette	0.000 CY

Labor	Reg Hours	Reg Rate	OT Hours	OT Rate	Tax	Markup	Total
Dexter Dehmer	3.50	130.00	0.00	160.00	1.000	1.00	$455.00
Paul Sargent	2.50	130.00	0.00	160.00	1.000	1.00	$325.00
Philip Marquette	1.00	133.00	0.00	167.00	1.000	1.00	$133.00
							$913.00

Equipment	Description	Reg Hours	Reg Rate	2nd Hours	2nd Rate	3rd Hours	Tax	Markup	Total
BH0251	Excavator 340H2R Cat GPS	2.50	330.00	0.00	0.00	0.00	1.00	1.00	$825.00
SR0549	Dozer D3LGP Caterpillar GPS	3.50	253.75	0.00	0.00	0.00	1.09025	1.00	$968.28
									$1,793.28

Inspector Note

Strip off approximately top 6" of common that showed minor impacts of asphalt and other debris and push to other side of site working from northeast to southeast and east to west. Push up in segregated pile until testing could be done on material and additional guidance could be given as ability to reuse or export material.
This time is being tracked separately
Approximately 150cy

STOCKPILE ASPHALT CONTAMINATED SOIL

3050.0010.000.	Soil Correction (Ex & Recompact) - SC Onsite 330 D6 Com	6/12/2026	10118-100: Philip Marquette	0.000 CY

Labor	Reg Hours	Reg Rate	OT Hours	OT Rate	Tax	Markup	Total
Paul Sargent	1.00	130.00	0.00	160.00	1.000	1.00	$130.00
							$130.00

Equipment	Description	Reg Hours	Reg Rate	2nd Hours	2nd Rate	3rd Hours	Tax	Markup	Total
BH0251	Excavator 340H2R Cat GPS	1.00	330.00	0.00	0.00	0.00	1.00	1.00	$330.00
									$330.00

Inspector Note

Continue to trip top 6" from surface area and pile up until results or decision is made on what to do with debris laden material.

STOCKPILE DEBRIS CONTAMINATED SOIL

3050.0010.000.	Soil Correction (Ex & Recompact) - SC Onsite 330 D6 Com	6/15/2026	10118-100: Philip Marquette	0.000 CY

Labor	Reg Hours	Reg Rate	OT Hours	OT Rate	Tax	Markup	Total
Paul Sargent	8.00	130.00	1.00	160.00	1.000	1.00	$1,200.00
Peter Rawson	8.00	130.00	1.00	160.00	1.000	1.00	$1,200.00
Philip Marquette	8.00	133.00	1.00	167.00	1.000	1.00	$1,231.00
							$3,631.00

Equipment	Description	Reg Hours	Reg Rate	2nd Hours	2nd Rate	3rd Hours	Tax	Markup	Total
BH0251	Excavator 340H2R Cat GPS	9.00	330.00	0.00	0.00	0.00	1.00	1.00	$2,970.00
CO0206	Compactor Smooth CS7	2.50	95.50	0.00	0.00	0.00	1.00	1.00	$238.75
SR0549	Dozer D3LGP Caterpillar GPS	9.00	253.75	0.00	0.00	0.00	1.09025	1.00	$2,489.86
									$5,698.61

Inspector Note

Continue with pulling top 6" of material from surface and push up into stockpile to be loaded out due to containing debris.
During correction a pocket of buried garbage(demo material) was discovered approximately 8' below existing grade. Excavate area from overtop to discover extents of pocket and pile up useable material. Cut down bench in order to reach down and excavate landfill material from ground. Use backhoe to throw material ontop of grade and push to south with dozer into stockpile to sit until directed what to do with. Begin backfilling hole where material was excavated from, cut in ramp for roller to get down into cut.

STOCKPILE ASPHALT CONTAMINATED SOIL

3050.0010.000.	Soil Correction (Ex & Recompact) - SC Onsite 330 D6 Com	6/16/2026	10118-100: Philip Marquette	0.000 CY

Labor	Reg Hours	Reg Rate	OT Hours	OT Rate	Tax	Markup	Total
Paul Sargent	1.00	130.00	0.00	160.00	1.000	1.00	$130.00
Peter Rawson	2.50	130.00	0.00	160.00	1.000	1.00	$325.00
Philip Marquette	2.50	133.00	0.00	167.00	1.000	1.00	$332.50
							$787.50

Equipment	Description	Reg Hours	Reg Rate	2nd Hours	2nd Rate	3rd Hours	Tax	Markup	Total
BH0251	Excavator 340H2R Cat GPS	1.00	330.00	0.00	0.00	0.00	1.00	1.00	$330.00
BH0251	Excavator 340H2R Cat GPS	1.50	330.00	0.00	0.00	0.00	1.00	1.00	$495.00

CO0206	Compactor Smooth CS7	1.00	95.50	0.00	0.00	0.00	1.00	1.00	$95.50
SR0549	Dozer D3LGP Caterpillar GPS	2.50	253.75	0.00	0.00	0.00	1.09025	1.00	$691.63
									$1,612.13

Inspector Note

Complete backfill of hole up to surrounding native soil elevation in area where garbage pocket was found previous day. Cast and push in material in lifts and pack until that elevation was achieved.
Continue stripping top 6" layer from under topsoil elevation to try and remove asphalt and bituminous chunks from usable onsite material. Chase material deeper if needed to remove any additional in spots. Per AET bituminous is not allowed to be used inside the new building footprint.

STOCKPILE ASPHALT & DEBRIS CONTAMINATED SOIL

3050.0010.000.	**Soil Correction (Ex & Recompact) - SC Onsite 330 D6 Com**	**6/17/2026**	**10118-100: Philip Marquette**	**0.000 CY**

Labor	**Reg Hours**	**Reg Rate**	**OT Hours**	**OT Rate**	**Tax**	**Markup**	**Total**
Paul Sargent	4.50	130.00	0.00	160.00	1.000	1.00	$585.00
Philip Marquette	2.00	133.00	0.00	167.00	1.000	1.00	$266.00
							$851.00

Equipment	**Description**	**Reg Hours**	**Reg Rate**	**2nd Hours**	**2nd Rate**	**3rd Hours**	**Tax**	**Markup**	**Total**
BH0251	Excavator 340H2R Cat GPS	4.50	330.00	0.00	0.00	0.00	1.00	1.00	$1,485.00
TK0925	Pickup 2500 Chevrolet 2023 Crew	2.00	32.00	0.00	0.00	0.00	1.00	1.00	$64.00
									$1,549.00

Inspector Note

Strip additional building area from top 6" of material and place in segregated pile. Cart additional similar material that had been previously separated to new pile location. Material needed to be moved due to continuing soil correction and duration of waiting for test results. Material to be loaded and exported once testing results return. AET direction to not be reused in building footprint.

Cost Code	**Description**	**QuantityLabel**	**UnitLabel**	**Labor Hours**	**Equipment Hours**	**Labor**	**Equipment**	**Material**	**Subcontractor**	**Total**
3050.0010.000.	Soil Correction (Ex & Recompact) - SC Onsite 330 D6 Com	0.000	CY	44.50	40.00	$6,312.50	$10,983.01			$17,295.51
										$17,295.51

Grand Total	**Labor Hours**	**Equipment Hours**	**Labor**	**Equipment**	**Material**	**Subcontractor**	**Total**
	44.50	40.00	$6,312.50	$10,983.01			**$17,295.51**

Docusign Envelope ID: 37AB93EC-DEF1-87BF-829B-51F74B074A45

ZIEGLER COMPANIES
901 West 94th Street
Minneapolis MN 55420-4236

General Line Rental Quotation

Minnesota 800-352-2812
Iowa 800-342-7002
Missouri 800-342-7002

FOR REFERENCE ONLY FOR HOURLY RENTAL RATES

Quote Number	RQUO000003959
Quote Date	
Branch	121EQ
Salesperson	Jenna Caskey
Customer Account	9290700
PO Number	
Page	1/1

To Customer: VEIT & COMPANY INCORPORATED
14000 VEIT PL
ROGERS, MN 55374-9583

Ship To: VEIT & COMPANY INCORPORATED
14000 VEIT PL
ROGERS, MN 55374-9583

Customer Contact	**Jobsite Contact**	**Start Date**	**Expected Return Date**
Phone Number	**Contact Phone**	7/20/2026	07/31/2026

RENTAL ITEMS

Qty	Description	Day	Week	4WEEK	Overtime	Subtotal
1	D3LGPT	2,030.00	5,080.00	**12,700.00**	72.00	**12,700.00**

Rental Rate:	**12,700.00**
Miscellaneous Items:	**0.00**
Quotation Total:	**12,700.00**

Subject to Taxes and Additional Fees. This is only an estimate, and all applicable taxes will be included at the time of invoicing.

Quote valid for 28 days from Quote Date

Specific Instructions:

Rental rates are based on maximum usage: 8 hours/day, 40 hours/week, or 176 hours per 4-week period. Any excess usage is charged hourly at the applicable overtime rate.

Created By: Kelsey R Johnson
Telephone : 320-295-7177
Email: Kelsey.Johnson@zieglercat.com

Veit T&M Report

To: RJM Construction

Owner: City of Rogers

Date:	06/11/2026
Project Name:	EW -Rogers Activity Center Addition
Job No.:	260060.00.
Work Requested By:	
Foreman:	Phil Marquette

Cost Code: 3050.0010.000. **Cost Code Description:** Soil Correction (Ex & Recompact) - S

Description of Work: Strip off approximately top 6" of common that showed minor impacts of asphalt and other debris and push to other side of site working from northeast to southeast and east to west. Push up in segregated pile until testing could be done on material and additional guidance could be given as ability to reuse or export material.

Labor (Section 1):

Employee Name	Per Diem	Regular Hours	Overtime Hours	Total Hours
Philip Marquette		1		1
Paul Sargent		2.5		2.5
Dexter Dehmer		3.5		3.5

Equipment (Section 2):

Equipment Code	Equipment Description	Operated Hours	Standby Hours	Mobilization	Rental
BH0251	Excavator 340H2R Cat GPS	2.5		Yes	
SR0549	Dozer D3LGP Caterpillar GPS	3.5		Yes	✓
				Yes	
				Yes	
				Yes	
				Yes	
				Yes	

Veit T&M Report

Equipment (Section 2 Cont.):

Equipment Code	Equipment Description	Operated Hours	Standby Hours	Mobilization	Rental
				Yes	
				Yes	
				Yes	
				Yes	
				Yes	
				Yes	
				Yes	
				Yes	
				Yes	
				Yes	

Materials (Section 3):

Material Code	Material Description	Qty Received	Qty Installed	Unit

Subcontractor/Outside Services/Trucking (Section 4):

Subcontractor, Outside Service, Trucking Description	Qty	Unit

Owner/GC Printed Name:	Dave larson
***Owner/GC Signature:**	Dave Larson

**Signature is verifying hours only. Veit Project management, in collaboration with the Owner/GC, reserves the right to edit this document to capture the actual cost of work performed at the direction of the Owner/GC.*

Veit T&M Report

To: RJM Construction

Owner: City of Rogers

Date:	06/12/2026
Project Name:	EW -Rogers Activity Center Addition
Job No.:	260060.00.
Work Requested By:	
Foreman:	Phil Marquette

Cost Code: 3050.0010.000. **Cost Code Description:** Soil Correction (Ex & Recompact) - S

Description of Work: Continue to strip top 6" from surface area and pile up until results or decision is made on what to do with debris laden material.

Labor (Section 1):

Employee Name	Per Diem	Regular Hours	Overtime Hours	Total Hours
Paul Sargent		1		1

Equipment (Section 2):

Equipment Code	Equipment Description	Operated Hours	Standby Hours	Mobilization	Rental
BH0251	Excavator 340H2R Cat GPS	1		Yes	
				Yes	
				Yes	
				Yes	
				Yes	
				Yes	
				Yes	

Veit T&M Report

Equipment (Section 2 Cont.):

Equipment Code	Equipment Description	Operated Hours	Standby Hours	Mobilization	Rental
				Yes	
				Yes	
				Yes	
				Yes	
				Yes	
				Yes	
				Yes	
				Yes	
				Yes	
				Yes	

Materials (Section 3):

Material Code	Material Description	Qty Received	Qty Installed	Unit

Subcontractor/Outside Services/Trucking (Section 4):

Subcontractor, Outside Service, Trucking Description	Qty	Unit

Owner/GC Printed Name:	Dave Larson
***Owner/GC Signature:**	Dw Lar

**Signature is verifying hours only. Veit Project management, in collaboration with the Owner/GC, reserves the right to edit this document to capture the actual cost of work performed at the direction of the Owner/GC.*

Veit T&M Report

To: RJM Construction

Owner: City of Rogers

Date:	06/15/2026
Project Name:	EW -Rogers Activity Center Addition
Job No.:	260060.00.
Work Requested By:	
Foreman:	Phil Marquette

Cost Code: 3050.0010.000. **Cost Code Description:** Soil Correction (Ex & Recompact) - S

Description of Work: Continue with pulling top 6" of material from surface and push up into stockpile to be loaded out due to containing debris.
During correction a pocket of buried garbage(demo material) was discovered approximately 8' below existing grade. Excavate area from overtop to discover extents

Labor (Section 1):

Employee Name	Per Diem	Regular Hours	Overtime Hours	Total Hours
Philip Marquette		8	1	9
Paul Sargent		8	1	9
Peter Rawson		8	1	9

Equipment (Section 2):

Equipment Code	Equipment Description	Operated Hours	Standby Hours	Mobilization	Rental
CO0206	Compactor Smooth CS7	2.5		Yes	
BH0251	Excavator 340H2R Cat GPS	9		Yes	
SR0549	Dozer D3LGP Caterpillar GPS	9		Yes	✔
				Yes	
				Yes	
				Yes	
				Yes	

Veit T&M Report

Equipment (Section 2 Cont.):

Equipment Code	Equipment Description	Operated Hours	Standby Hours	Mobilization	Rental
				Yes	
				Yes	
				Yes	
				Yes	
				Yes	
				Yes	
				Yes	
				Yes	
				Yes	
				Yes	

Materials (Section 3):

Material Code	Material Description	Qty Received	Qty Installed	Unit

Subcontractor/Outside Services/Trucking (Section 4):

Subcontractor, Outside Service, Trucking Description	Qty	Unit

Owner/GC Printed Name: Dave Larson	
***Owner/GC Signature:**	Dave Lar

**Signature is verifying hours only. Veit Project management, in collaboration with the Owner/GC, reserves the right to edit this document to capture the actual cost of work performed at the direction of the Owner/GC.*

Veit T&M Report

Pictures



Veit T&M Report

To: RJM Construction

Owner: City of Rogers

Date:	06/16/2026
Project Name:	EW -Rogers Activity Center Addition
Job No.:	260060.00.
Work Requested By:	
Foreman:	Phil Marquette

Cost Code: 3050.0010.000. **Cost Code Description:** Soil Correction (Ex & Recompact) - S

Description of Work: Complete backfill of hole up to surrounding native soil elevation in area where garbage pocket was found previous day. Cast and push in material in lifts and pack until that elevation was achieved.
Continue stripping top 6" layer from under topsoil elevation to try and remove asphalt

Labor (Section 1):

Employee Name	Per Diem	Regular Hours	Overtime Hours	Total Hours
Philip Marquette		2.5		2.5
Paul Sargent		1		1
Peter Rawson		2.5		2.5

Equipment (Section 2):

Equipment Code	Equipment Description	Operated Hours	Standby Hours	Mobilization	Rental
CO0206	Compactor Smooth CS7	1		Yes	
BH0251	Excavator 340H2R Cat GPS	2.5		Yes	
SR0549	Dozer D3LGP Caterpillar GPS	2.5		Yes	✔
				Yes	
				Yes	
				Yes	
				Yes	

Veit T&M Report

Equipment (Section 2 Cont.):

Equipment Code	Equipment Description	Operated Hours	Standby Hours	Mobilization	Rental
				Yes	
				Yes	
				Yes	
				Yes	
				Yes	
				Yes	
				Yes	
				Yes	
				Yes	
				Yes	

Materials (Section 3):

Material Code	Material Description	Qty Received	Qty Installed	Unit

Subcontractor/Outside Services/Trucking (Section 4):

Subcontractor, Outside Service, Trucking Description	Qty	Unit

Owner/GC Printed Name: David Larson	
***Owner/GC Signature:**	Dave Larson

**Signature is verifying hours only. Veit Project management, in collaboration with the Owner/GC, reserves the right to edit this document to capture the actual cost of work performed at the direction of the Owner/GC.*

Veit T&M Report

To: RJM Construction

Owner: City of Rogers

Date:	06/17/2026
Project Name:	EW -Rogers Activity Center Addition
Job No.:	260060.00.
Work Requested By:	
Foreman:	Phil Marquette

Cost Code: 3050.0010.000. **Cost Code Description:** Soil Correction (Ex & Recompact) - S

Description of Work: Strip additional building area from top 6" of material and place in segregated pile. Cart additional similar material that had been previously separated to new pile location. Material needed to be moved due to continuing soil correction and duration of waiting for test results. Material to be loaded and exported once testing results return. AET direction to not be reused in building footprint.

Labor (Section 1):

Employee Name	Per Diem	Regular Hours	Overtime Hours	Total Hours
Philip Marquette		2		2
Paul Sargent		4.5		4.5

Equipment (Section 2):

Equipment Code	Equipment Description	Operated Hours	Standby Hours	Mobilization	Rental
TK0925	Pickup 2500 Chevrolet 2023 Crew	2		Yes	
BH0251	Excavator 340H2R Cat GPS	4.5		Yes	
				Yes	
				Yes	
				Yes	
				Yes	
				Yes	

Veit T&M Report

Equipment (Section 2 Cont.):

Equipment Code	Equipment Description	Operated Hours	Standby Hours	Mobilization	Rental
				Yes	
				Yes	
				Yes	
				Yes	
				Yes	
				Yes	
				Yes	
				Yes	
				Yes	
				Yes	

Materials (Section 3):

Material Code	Material Description	Qty Received	Qty Installed	Unit

Subcontractor/Outside Services/Trucking (Section 4):

Subcontractor, Outside Service, Trucking Description	Qty	Unit

Owner/GC Printed Name: David Larson	
***Owner/GC Signature:**	

**Signature is verifying hours only. Veit Project management, in collaboration with the Owner/GC, reserves the right to edit this document to capture the actual cost of work performed at the direction of the Owner/GC.*

Docusign Envelope ID: 37AB93EC-DEF1-87BF-829B-51F74B074A45

CHANGE ORDER REQUEST

260134.00. : Fernbrook Lane Improvements

PCO#: 3 - Subgrade Correction Overrun

Date: 07/27/2026

To: **Tyler Chaika-Gennow**
RJM Construction
830 Boone Avenue N
Golden Valley, MN 55427
952-837-8600 (O)
tyler.chaika-gennow@rjmconstruction.com

From: **Jack Gossen**
Veit & Company, Inc.
14000 Veit Place
Rogers, MN 55374
612-505-3476 (O)
jack.gossen@veitusa.com

Below is the detail for our proposal to complete the following changes in contract work:

- **Proposed Scope of Work:** - Original subgrade correction per bid docs was supposed to be 9,001 CY. Per the attached pre and post subgrade correction GPS surveys, we exceeded that volume by 4,452.2 CY (subtracting the 470.41 ton of waste/debris hauled off to Vonco 4,788.2 CY - (470.41 TON/1.4 = 336 CY) = 4,452.2 CY). This overrun resulted in an additional 5 days of work on the soil correction. Our rate for soil correction is $5.97/CY resulting in an additional cost of ($5.97 * 4,452.2) = $26,579.63. See attached preconstruction soil correction map and quantity vs post construction soil correction survey data.

- The prices below are valid until

PCO Item	*Change in Days*	*Quantity*	*UM*	*Unit Price*	*Amount*
1 : Subgrade Correction Overrun	5	1.00	LS	$26,579.63	$26,579.63

Submitted By:

Jack Gossen

Approved By:

Tyler Chaika-Gennow Date

Docusign Envelope ID: 37AB93EC-DEF1-87BF-829B-51F74B074A45

SOIL CORRECTION TAKEOFF FROM CONSTRUCTION DOCUMENTS

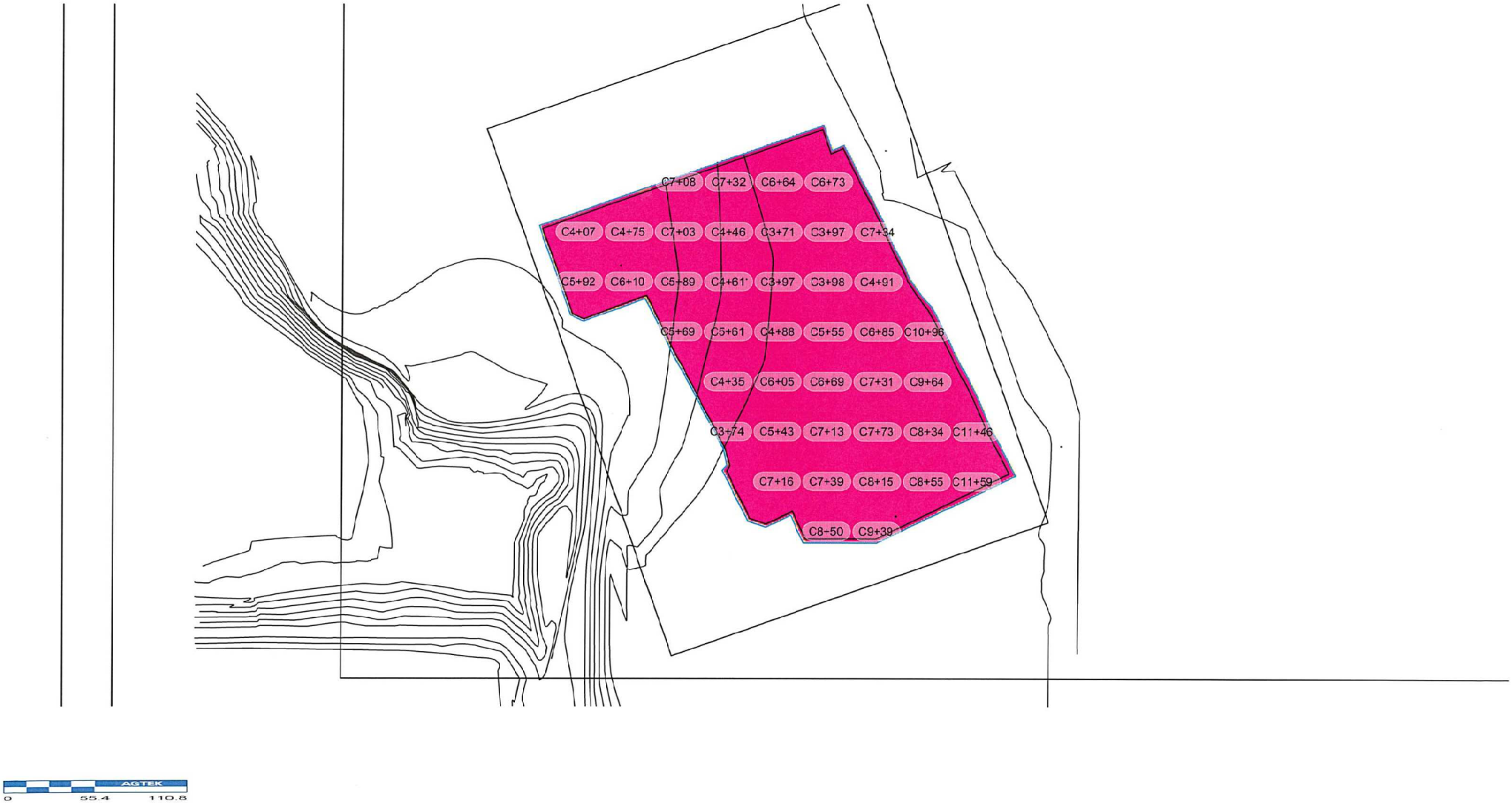

Job: Rogers Activity Cener Soil Correction
Units: Ft-CY
Fri Jun 26, 2026 12:48:42 Page 1

Volume Report
Soil Correction vs. Subgrade

Name	Group	Code	Total	Cut	Area Fill	OnGrade	Volume Cut	Volume Fill	Comp/Ratio Cut	Comp/Ratio Fill	Compact Cut	Compact Fill	Export -Import	Change Per 0.1 ft
Job Site	Job		38,543	38,521	6	16	47	0	1.00	1.00	47	0	47	
Fill	Job			38,521			8,858		1.00		8,858		8,858	
SM	Job			6,136			96		1.00		96		96	
			Job Site Total:				**9,001**	**0**			**9,001**	**0**	**9,001**	**143**

Sectional Qtys	Group	Code	Plane Area	Slope Area	Depth	Volume
Bit. Pavement	Bit.		0	0	1.880	0
Bit. Pavement	Bit.		654	654	2.080	50
Bit. Pavement	Bit.		351	352	2.080	27
Bit. Sub:	Bit.		**1,005**	**1,006**		**77**
Concrete Pavement (LD)	Concrete		194	194	1.830	13
Concrete Pavement (LD)	Concrete		36	36	1.830	2
Concrete Pavement (LD)	Concrete		109	109	1.830	7
Concrete Pavement (LD)	Concrete		0	0	1.830	0
Concrete Pavement (LD)	Concrete		16	16	1.830	1
Concrete Sub:	Concrete		**355**	**355**	**1.830**	**23**
Rip Rap	Rip		0	0	0.000	0
Rock Mulch	Rock		906	920	0.500	17
Rock Mulch	Rock		231	237	0.500	4
Rock Mulch	Rock		1,100	1,127	0.500	21
Rock Mulch	Rock		0	0	0.500	0
Rock Mulch	Rock		0	0	0.500	0
Rock Sub:	Rock		**2,237**	**2,284**	**0.500**	**42**
4" SOG	SOG		0	0	0.833	0
4" SOG	SOG		319	322	0.833	10
4" SOG	SOG		31,974	32,530	0.833	1,004
6" SOG	SOG		1,493	1,507	1.000	56
8" SOG	SOG		100	100	1.167	4
SOG Sub:	SOG		**33,886**	**34,459**		**1,074**
TS Respread	TS		486	507	0.500	9
TS Respread	TS		0	0	0.500	0
TS Respread	TS		0	0	0.500	0
TS Respread	TS		565	565	0.500	10
TS Sub:	TS		**1,051**	**1,072**	**0.500**	**19**
Sectional Total			**38,534**	**39,176**		**1,235**

Docusign Envelope ID: 37AB93EC-DEF1-87BF-829B-51F74B074A45

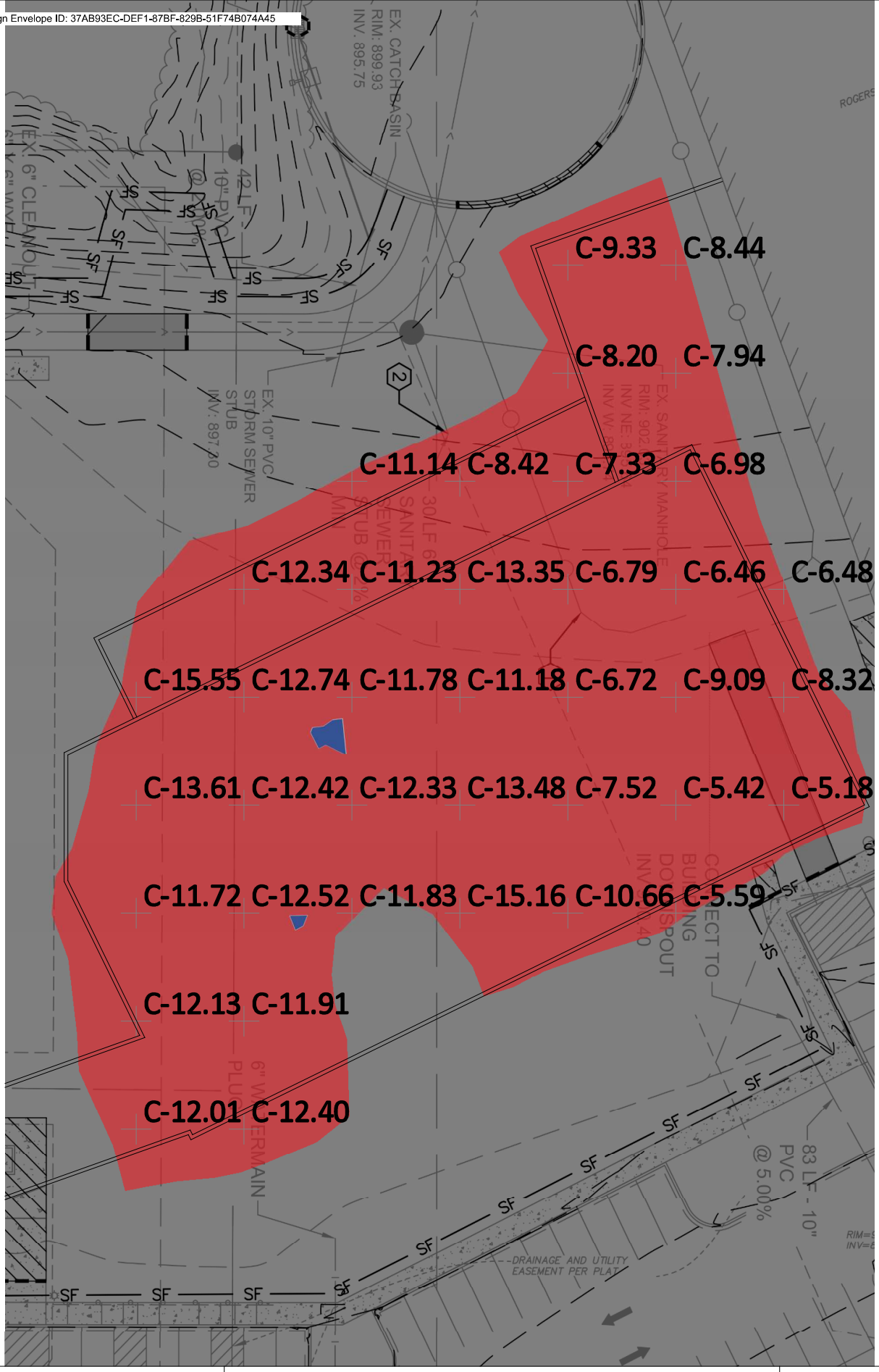

VEIT	Rogers Arena	Date: 6-29-26
	CF07 Veit EG -0.5 vs. Soil Correction +805.5 ft	
14000 Veit Place Rogers, MN 55374 763-428-2242 www.veitusa.com	Project # 260060	Project Location: (Address) City, State, Zip

Docusign Envelope ID: 37AB93EC-DEF1-87BF-829B-51F74B074A45

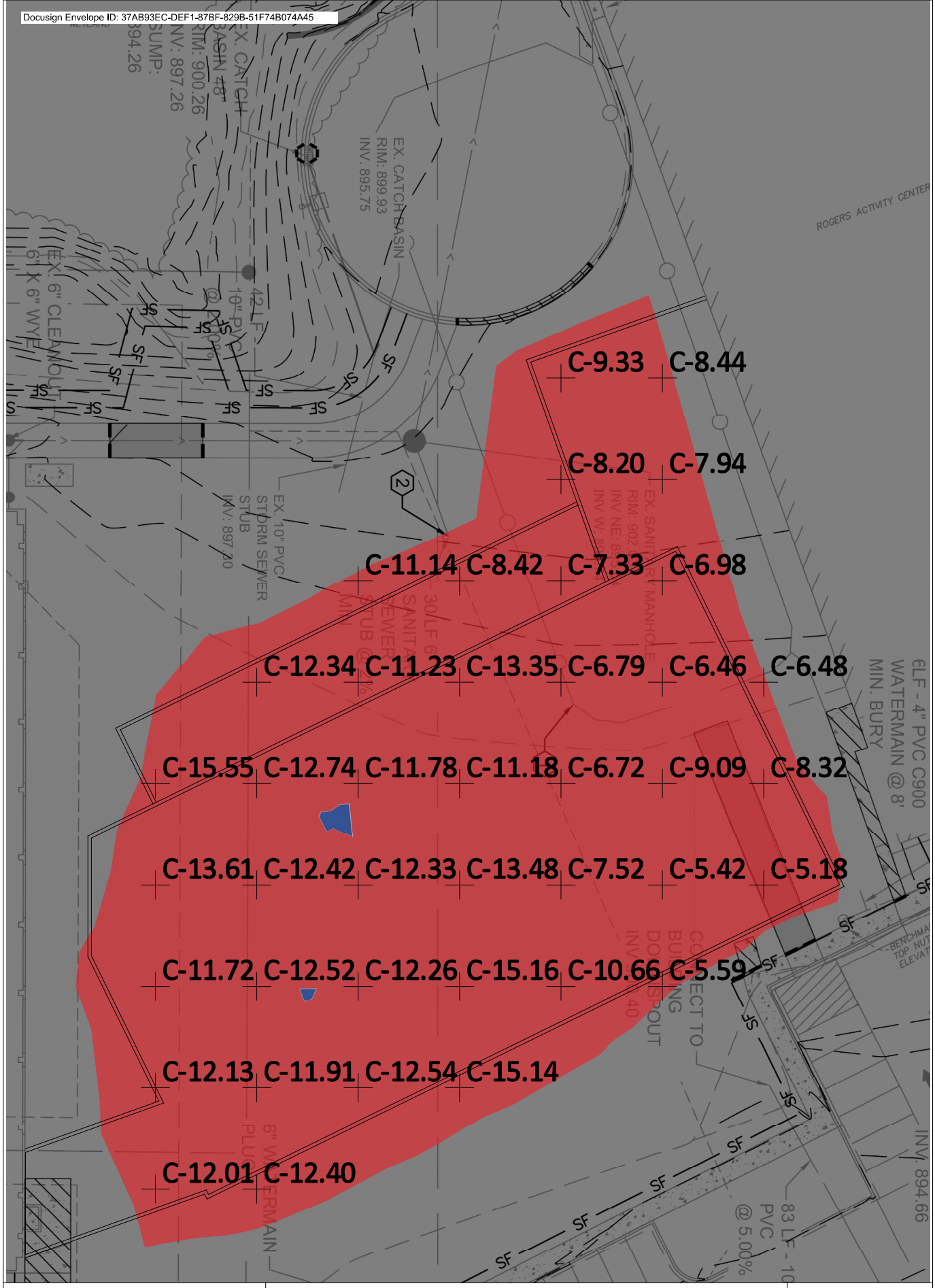

VEIT	Rogers Arena	Date: 6-30-26
	CF07 Veit EG -0.5 vs. Soil Correction +805.5 ft	

14000 Veit Place
Rogers, MN 55374
763-428-2242
www.veitusa.com

Project # 260060

Project Location: (Address) City, State, Zip

VEIT & Co
14000 Veit Pl.
Rogers, MN 55374

Phone: 763-428-2242
www.veitusa.com

Project File Data		**Coordinate System**	
Name:	Z:\2026 Projects\260060 - Rogers Arena\TBC Projects\260060 - Rogers Arena.vce	Name:	SCS900 Localization
Size:	5 MB	Zone:	260060 - Rogers Arena
Modified:	7/23/2026 1:14:57 PM (UTC:-5)	Datum:	WGS84 Equivalent Datum
Time zone:	Central Standard Time	Global reference datum:	WGS 1984
Reference number:		Global reference epoch:	
Description:		Geoid:	
Comment 1:		Vertical datum:	
Comment 2:		Calibrated site:	
Comment 3:			

Earthwork Volume Report

Unclassified surface compared to Unclassified surface

Surfaces	
6-19-26 Veit EG Topo Minus 0.5 Ft	Classification: Unclassified
6-30-26 Soil Correction +805.5 ft	Classification: Unclassified

Bank Volumes Based on Surface Geometry Alone	
Cut material	**13,795.8 yd³**
Fill material	**6.7 yd³**
Excess	**13,789.2 yd³**

Bank Areas Based on Surface Geometry Alone	
Cut area	**35,794.8 ft²**
Fill area	**72.2 ft²**
Zero volume area	**0.0 ft²**
Total	**35,867.0 ft²**

Depth summary	
Maximum depth of cut material	**25.284 ft**
Maximum depth of fill material	**8.141 ft**

Note: 'Cut Material' is defined as material where [6-30-26 Soil Correction +805.5 ft] is lower than [6-19-26 Veit EG Topo Minus 0.5 Ft]. 'Fill Material' is defined as the volume of material where [6-30-26 Soil Correction +805.5 ft] is higher than [6-19-26 Veit EG Topo Minus 0.5 Ft].

Note: The above volumes are calculated solely from the geometries of the selected surfaces. No material properties are applied to the above numbers.

Date: 7/23/2026 1:47:45 PM	Project: Z:\2026 Projects\260060 - Rogers Arena\TBC Projects\260060 - Rogers Arena.vce	Trimble Business Center

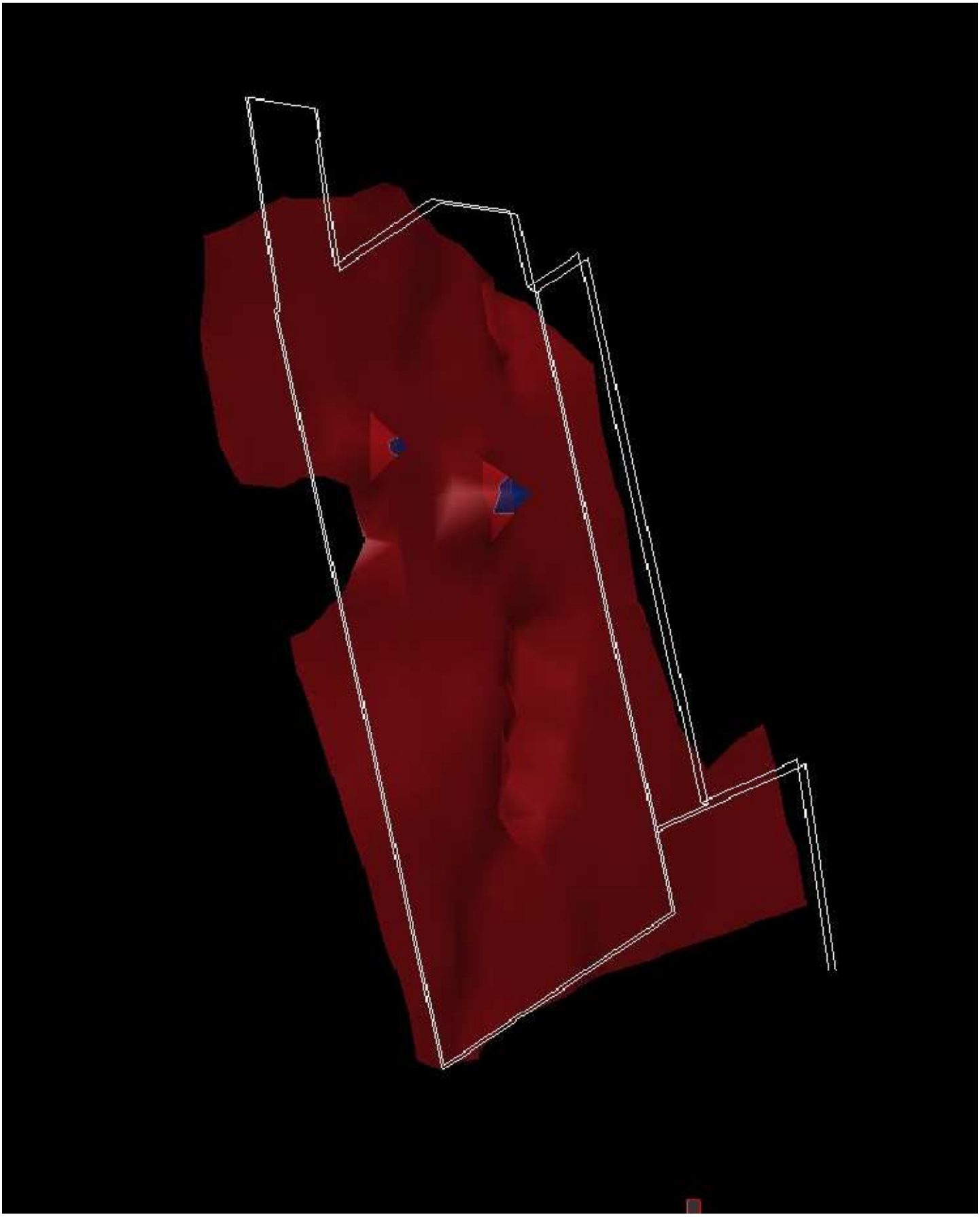

Docusign Envelope ID: 37AB93EC-DEF1-87BF-829B-51F74B074A45

Docusign Envelope ID: 37AB93EC-DEF1-87BF-829B-51F74B074A45

EXCAVATION OBSERVATION FIELD REPORT

AMERICAN ENGINEERING TESTING

550 Cleveland Ave. No.; St. Paul, MN 55114
PH: (651) 659-9001 Fax (651) 659-1379

AET Job No. P-0049771
Job Name Rogers Ice Arena Addition
City, State Rogers, MN
AET Proj. Mgr. Kevin B.

Date: 6/23 to 6/26 **Time:** 7am to 3 pm **Weather:** Sunny
Site Personnel Contacted: Phil Marquette (Veit)

Observation – Location and/or Sketch (Include depths/elevations, dimensions and pertinent notes):

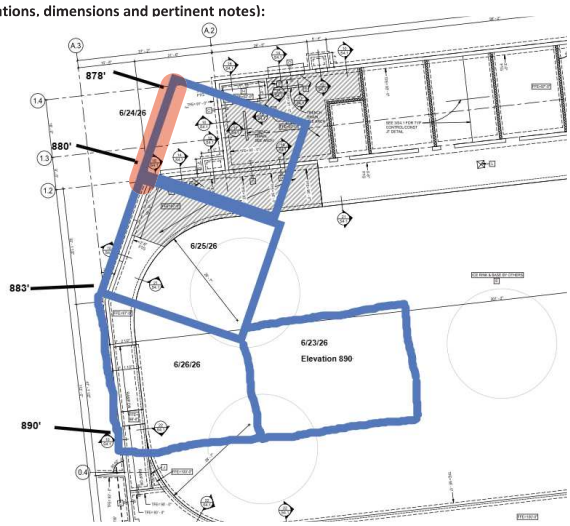

Sketch, notes are not to scale

Excavation Oversizing Needed: 1:1 **Excavation Oversizing Observed:** 1:1
Location and Elevation Reference(s) Used: See elevations above
Pertinent Boring Numbers Closest to Observed Excavation: P-0041363 B-03, B-05
Soil Types Observed in Excavation Bottom: Native: Sand w/gravel, fine to coarse grained, light brown to tan, sand w/silt. Fill: silty sands and sandy lean clay

Soil Strength Determined Using:

		Readings/Results
☐	Hand Auger Boring Judgements:	
☑	Hand Cone or Static Cone Penetrometer:	3000 psf
☐	Dynamic Cone Penetrometer:	

At the locations tested above, the foundation soils in our opinion appear do not appear capable for supporting a required allowable bearing pressure of 3000 **psf, as indicated within the** ☑ **geotechnical report prepared by** AET P-004136, **dated** 1/8/26, **and/or** ☐ **project structural plan sheet** _____, **dated** _____.

Comments/Recommendations: At the highlighted locations above, observed Veit excavate to native soil sands at the elevations marked above. Black soils were left in place along the excavation in the red marked areas due to compromising the integrity of the existing structure.

Compaction Testing Needed: ☑ Yes ☐ No **Scheduled By:** _____ **Date:** _____
Special Conditions: ☐ Groundwater in Excav. ☐ Frozen Soils Observed ☐ Unsuitable Conditions
Copy of Field Report Left at Site? ☐ Yes ☑ No **Field Report Left with Who?** _____

AET Field Personnel: Reice Golden
AET Project Manager: Kevin B. **Signed:** [signature] **Date:** 6/26/26

Form 20-E.FLD011 (4/2006)

Docusign Envelope ID: 37AB93EC-DEF1-87BF-829B-51F74B074A45

EXCAVATION OBSERVATION FIELD REPORT

AET Project No. P-0049771
Project Name Rogers Ice Arena Addition
City, State Rogers, MN
AET Project Mgr. Kevin Beidelman

Date: 6/22/2026 **Time:** 8 AM to 5 PM **Weather:** Sunny 60-75 ° F
Site Personnel Contacted: Phil Marquette (Veit)

Observations – Location and/or Sketch (Include depths/elevations, dimensions and pertinent notes):

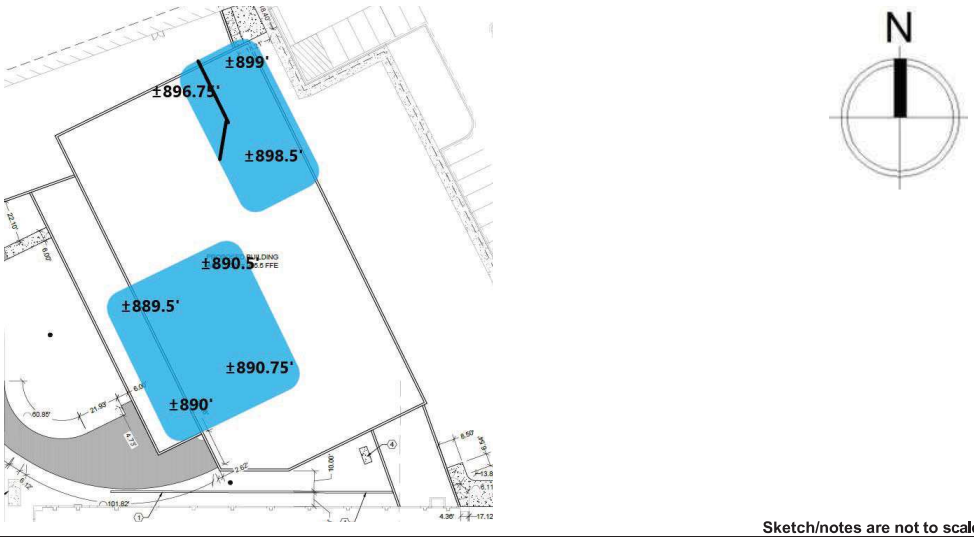

Sketch/notes are not to scale

Excavation Oversizing Needed: 1:1 **Excavation Oversizing Observed:** 1:1
Location and Elevation Reference(s) Used: Elevations per Veit mobile equipment; See elevations above
Pertinent Boring Numbers Closest to Observed Excavation: P-0041363; B-03; B-05
Soil Types Observed in Excavation Bottom: Native: Sand w/gravel, fine to coarse grained, lt brown to tan; Sand w/silt, a little gravel, fine grained, brown. Fill: Mixture of silty sand and sandy lean clay

Soil Strength Determined Using: **Readings/Results**

- ☐ **Hand Auger Boring:**
- ☒ **Hand Cone/Static Cone Penetrometer:** >3,000 psf (3,000 required)
- ☐ **Dynamic Cone Penetrometer:**

At the locations tested above, the foundation soils in our opinion ☒ appear ☐ do not appear capable for supporting a required allowable soil bearing pressure of 3,000 **pounds per square foot (psf), as indicated with the ☒ geotechnical report prepared by** AET P-0041363**, dated** Jan. 8, 2026**, and/or ☐ project structural plan sheet _____, dated _____.**

Comments/Recommendations:

At the highlighted locations above, observed Veit excavate to native soil sands at the elevations marked above. Observed Veit backfill with fill soils from excavation in the method recommended by the geotechnical report. The native soils appeared suitable for supporting the required allowable bearing pressure of 3,000 psf.

Compaction Testing Needed: ☒ **Yes** ☐ **No** **Scheduled By:** _____ **Date:** _____
Special Conditions: ☐ **Groundwater in Excavation** ☐ **Frozen Soils Observed** ☐ **Unsuitable Conditions**
Deficiencies Corrected? ☐ **Yes** ☐ **No** **Person Informed of Deficiencies:** _____

AET Field Personnel: Brett Allen
AET Project Manager: Kevin Beidelman **Signed:** **Date:** 6/22/2026 **Reviewed:**

Docusign Envelope ID: 37AB93EC-DEF1-87BF-829B-51F74B074A45

AMERICAN ENGINEERING TESTING

EXCAVATION OBSERVATION FIELD REPORT

550 Cleveland Ave. No.; St. Paul, MN 55114
PH: (651) 659-9001 Fax (651) 659-1379

AET Job No. P-0049771
Job Name Rogers Ice Arena Addition
City, State Rogers, MN
AET Proj. Mgr. Kevin Beidelman

Date: 6-29-2026 **Time:** 8:00 AM **Weather:** Sunny, 92°F
Site Personnel Contacted: Phil Marquette (Veit)

Observation – Location and/or Sketch (Include depths/elevations, dimensions and pertinent notes):

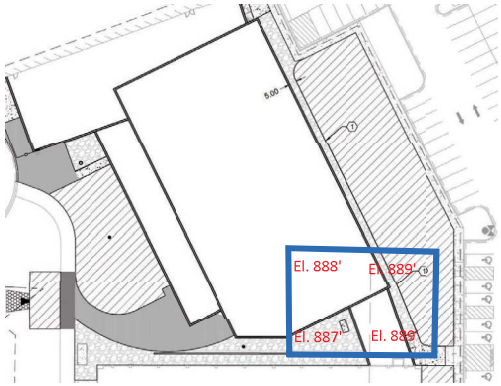

☐ Observed Excavation Area

Sketch, notes are not to scale

Excavation Oversizing Needed: 1:1 **Excavation Oversizing Observed:** Yes
Location and Elevation Reference(s) Used: See elevations above
Pertinent Boring Numbers Closest to Observed Excavation: B-04, B-05
Soil Types Observed in Excavation Bottom: Native sands: sand with gravel, fine to coarse grained, light brown to tan. Sands with silt.

Soil Strength Determined Using:		**Readings/Results**
☐	**Hand Auger Boring Judgements:**	
☑	**Hand Cone or Static Cone Penetrometer:**	>3,000 psf
☐	**Dynamic Cone Penetrometer:**	

At the locations tested above, the foundation soils in our opinion ☑ appear ☐ do not appear capable for supporting a required allowable bearing pressure of 3,000 **psf, as indicated within the ☑ geotechnical report prepared by** AET **, dated** 1/8/26 **, and/or ☐ project structural plan sheet _____, dated _____.**

Comments/Recommendations: Observed excavation bottoms at the areas highlighted in blue in the sketch. HCP readings indicate the soils are capable of supporting the required bearing pressure.

Compaction Testing Needed: ☐ Yes ☑ No **Scheduled By:** NA **Date:** NA
Special Conditions: ☐ Groundwater in Excav. ☐ Frozen Soils Observed ☐ Unsuitable Conditions
Copy of Field Report Left at Site? ☐ Yes ☑ No **Field Report Left with Who?** Emailed

AET Field Personnel: Randahl Liebelt
AET Project Manager: Kevin Beidelman **Signed:** Randahl J Liebelt **Date:** 6-29-2026

Form 20-E.FLD011 (4/2006)

STAFF REPORT **Meeting Date**: August 13, 2026

ROGERS CITY COUNCIL **Agenda Item**: 5.8

Subject: Approve Amendment to the Professional Services Agreement with WSB & Associates for Fletcher Bypass, City Project No. 1409
Prepared By: Mike Albers, Assistant City Engineer

Recommended Council Action
Motion to Approve Amendment to the Professional Services Agreement with WSB & Associates for Fletcher Bypass, City Project No. 1409

Overview / Background / Analysis
On June 27, 2023, the City Council authorized execution of a Professional Services Agreement with WSB & Associates for preliminary design, environmental documentation, easement acquisition, final design services and construction administration services for Fletcher Bypass, City Project No. 1409. Plans were developed and on August 5, 2025 bids were received and opened for the above referenced improvement.

WSB's services were broken out into two primary categories: design phase and construction phase. The design phase has been completed, with the exception of additional out-of-scope work that was directed to finalize the project design in the amount of $168,505. The construction phase budget was developed assuming approximately 4–5 months of construction administration services. The final cost for the construction services will be evaluated based on the contractor's actual project completion schedule. A summary of additional design phase out-of-scope work items is listed below:

Additional Archaeological/Architectural Analysis and Report	$63,596.00
Additional Noise Analysis based on revised geometrics at CSAH 81	$9,000.00
Additional Tree Clearing Plan and Inspection	$12,636.00
Additional Fiber Optic Plan	$8,004.00
Additional Bituminous Shoulder Coring	$2,035.00
Additional Wetland Delineation and Permitting (CSAH 81 Roundabout)	$4,810.00
Additional Traffic Forecasting Memo Research/Methodology	$4,992.00
Additional CSAH 81 Intersection Layout and Plan Revisions	$46,172.00
Additional Rectangular Rapid Flashing Beacon (RRFB) and Lighting Design	$3,328.00

Additional Retaining Wall Design	$6,032.00
Additional Retaining Wall Soil Borings and Global Stability Analysis	$7,900.00
TOTAL	**$168,505.00**

The original contract amount with WSB & Associates for professional services for the Fletcher Bypass Project is $844,602.00, which is a “not to exceed” amount unless amended. To complete the design phase of the Fletcher Bypass improvements, additional professional services were required beyond the original scope. A negotiated fee of $168,505.00 is recommended for approval, and the Professional Services Agreement should be amended accordingly. The project budget included $255,000 for engineering contingency, which is sufficient to cover the additional design services. Upon approval of this amendment, the total not-to-exceed contract amount will increase to $1,013,107.00

Staff Recommendation
Motion to Approve Amendment to the Professional Services Agreement with WSB & Associates for Fletcher Bypass, City Project No. 1409

Financial Impact: $168,505.00

Source Fund: MSA, 401, 402, 404, 405, Hennepin County Funds

Budgeted? Yes

Supporting Documentation
A. Fletcher Bypass - PSA Amendment 1

MEMORANDUM OF UNDERSTANDING
Between
CITY OF ROGERS
And
WSB & ASSOCIATES, INC.

The following Agreement ("PSA Amendment 1") modifies the Professional Services Agreement dated June 27, 2023, between the CITY OF ROGERS and WSB & ASSOCIATES, INC., for Fletcher Bypass, City Project No. 1409.

The City and WSB & Associates, Inc. agree that an amendment to the aforementioned Professional Services Agreement has been negotiated for additional services provided.

A summary of additional out-of-scope work items included in PSA Amendment 1 is listed below:

• Additional Archaeological/Architectural Analysis and Report	$ 63,596.00
• Additional Noise Analysis based on revised geometrics at CSAH 81	$ 9,000.00
• Additional Tree Clearing Plan and Inspection	$ 12,636.00
• Additional Fiber Optic Plan	$ 8,004.00
• Additional Bituminous Shoulder Coring	$ 2,035.00
• Additional Wetland Delineation and Permitting (CSAH 81 Roundabout)	$ 4,810.00
• Additional Traffic Forecasting Memo Research/Methodology	$ 4,992.00
• Additional CSAH 81 Intersection Layout and Plan Revisions	$ 46,172.00
• Additional Rectangular Rapid Flashing Beacon (RRFB) and Lighting Design	$ 3,328.00
• Additional Retaining Wall Design	$ 6,032.00
• Additional Retaining Wall Soil Borings and Global Stability Analysis	$ 7,900.00
TOTAL	$168,505.00

The contracted amount is revised as follows:

Original Contract Amount:	$ 844,602.00
PSA Amendment 1:	$ 168,505.00
Revised Contract Amount:	$1,013,107.00

Authorized by the City Council of the City of Rogers on the 13th day of August, 2026.

FOR THE CITY OF ROGERS

By:_____
Shannon Klick, Mayor

DATED: _____

By: _____
Steven Stahmer, City Administrator

DATED: _____

FOR WSB & ASSOCIATES, INC.

By:_____
Contracts Officer

DATED: 8/4/2026

By: Travis Wieber

Memorandum

To: Michael Albers, PE, Rogers Assistant City Engineer

From: Andrew Plowman, WSB

Date: August 4, 2026

Re: Fletcher Bypass Project
WSB Project No. 023286-000
Contract Amendment No. 1

Pursuant to our discussions, WSB respectfully submits this amendment request for additional design services associated with the following tasks:

- Archaeological/Architectural Analysis and Report ($63,596)
- Additional Noise Analysis based on revised geometrics at CSAH 81 ($9,000)
- Tree Clearing Plan and Inspection ($12,636)
- Fiber Optic Plan ($8,004)
- Bituminous Shoulder Coring ($2,035)
- Additional Wetland Delineation and Permitting (due to CSAH 81 Roundabout) ($4,810)
- Additional Forecasting Memo Research/Methodology ($4,992)
- CSAH 81 Intersection Layout and Plan Revisions ($46,172)
- Retaining Wall Design ($6,032)
- Rectangular Rapid Flashing Beacon (RRFB) and Lighting Design ($3,328)
- Retaining Wall Soil Borings and Global Stability Analysis ($7,900)

The original contract total amount is $844,602. WSB respectfully requests compensation for these additional services in the not-to-exceed amount of $168,505, resulting in a revised contract total of $1,013,107, as summarized below:

If this Proposal is acceptable, please issue the appropriate Amendment incorporating this letter for our review and signature.

We thank you for the opportunity to submit this Proposal and look forward to continuing to with you on this Project. If you have any questions, please let me know.

The following outlines the request for additional fee and details the scope of services for the project:

Archeological/Architectural Analysis and Report and Staking

After submitting the early notification letters, the team was informed that a Phase 1 Archaeological Survey, Phase 1 Reconnaissance Architectural History Survey and a Phase 2 Intensive Architectural History Evaluation would need to be completed for the project. WSB contracted with the 106 Group to complete this work. They were contracted to complete all necessary analysis and coordination to comply with the federal requirements.

701 XENIA AVENUE S | SUITE 300 | MINNEAPOLIS, MN | 55416 | 763.541.4800 | WSBENG.COM

The intersection of CSAH 81 revised part way through the project being revised from a standard, signalized intersection to a roundabout configuration. This also moved the southern leg towards the northwest. WSB had to re-stake the area for the new roundabout configuration.

Additional Noise Analysis Support

Additional noise analysis efforts were needed for the revised geometrics at CSAH 81 and due to updated traffic numbers associated with Hennepin County review. The revised intersection moved closer to a residential property and required the analysis of noise walls to determine if they were cost effective.

Tree Clearing Plans and Inspection

Due to the new long-eared bat regulations and the requirements to remove trees prior to March 31st, WSB developed a tree clearing plan, specifications, quote solicitation, staking and inspection. This work was completed in early March.

Fiber Optic Plan

Hennepin County has requested fiber optic plans be incorporated into the project. This will include additional design, details and cost estimating for the incorporation.

Bituminous Shoulder Coring

In an effort to avoid having to reconstruct the shoulder of the CSAH 81 tie-in, WSB cored the existing shoulder and mainline to determine if the existing shoulder was adequate for a permanent traffic.

Additional Wetland Delineation and Permitting

It was originally assumed that the intersection of CSAH 81 and the new Fletcher Bypass would be a standard intersection with a limited impact to the north side of CSAH 81. WSB needed to complete an updated wetland delineation and associated permitting with the impact of the northern wetland.

Additional Forecasting Memo Research/Methodology

WSB was required to complete a more thorough traffic forecasting memorandum beyond what was created during a previous City project that analyzed the CSAH 81 corridor. WSB was required to research other similar intersections and compare that to other intersections within the area to develop turning movement counts.

CSAH 81 Intersection Layout and Plan Revisions

The intersection of CSAH 81 and Fletcher Bypass was originally anticipated to be a signalized intersection. WSB developed the layout for two iterations of the signal layout, and it was determined by the project management team to be not as feasible due to the likelihood of needing right of way from the adjacent property owners and potentially blocking their driveways. It was agreed upon by the PMT to analyze roundabout options. WSB developed 5 roundabout layouts, and brought 3 of them through vertical design and two through storm sewer design. We

understand iterative design should be expected, however if the intersection was a signalized intersection it would not likely require substantial iterations. And, even a roundabout design would not anticipate this many iterations.

Retaining Wall Design

The initial scope did not include retaining wall design for the project. It was determined to avoid additional right of way at the CSAH 81 intersection, a retaining wall would need to be placed to keep the construction limits within the existing right of way. The new design included the design of a gravity, prefabricated modular block retaining wall with a chain link fence anchored to the top block.

RRFB and Lighting Design

The design of the additional roundabout included the extra lighting design for the intersection. The original signal design would have included standard lighting on top of the signal system. The roundabout required design of the light locations, system photometrics and wiring diagrams. In addition, the roundabout at CSAH 81 is designed to be expandable to a multi-lane design in the future. Based on current PROWAG requirements, any multi-lane entry to a roundabout will require signalization such as an RRFB system. Hennepin County is requiring the RRFB to be placed with the current project. This is being incorporated into the current plan set.

Retaining Wall Soil Borings

AET will complete two soil borings at the retaining wall, and complete a global stability analysis. This will be inserted as an amendment to the geotechnical report.

Sincerely,

Andrew Plowman, P.E.
Sr. Project Manager

ACCEPTANCE:

Signature: _____

Title: _____

Date: _____

STAFF REPORT **Meeting Date**: August 13, 2026

ROGERS CITY COUNCIL **Agenda Item**: 5.9

Subject: Authorization to Proceed with Concession Stand Fire-Damage Repairs and Equipment Replacement
Prepared By: Mike Bauer, Parks & Recreation Director

Recommended Council Action
Move to authorize staff to proceed with fire-damage repairs to the concession stand with Kiser Construction, approve Choice Electric for associated electrical work, authorize the purchase of all replacement equipment and supplies as outlined in the approved inventory, and authorize payment of the City's $1,000 deductible.

Overview / Background / Analysis
On June 15, 2026, the concession stand at 13750 Bittersweet Lane sustained fire-related damage. The City obtained multiple estimates for restoration and repair work. Based on the comparative review and direction from our insurance adjuster, Kiser Construction submitted the lowest qualifying estimate at $39,455.57.

The League of Minnesota Cities Insurance Trust has confirmed coverage for this portion of the repair work. Per the Claims Adjuster, the League will pay up to $39,455.57 toward the building repairs and an additional $2,650 for electrical work to be completed by Choice Electric.

In addition to building repairs, a full inventory of damaged contents was completed. The League has confirmed payment up to $13,337.18 for replacement of equipment and supplies lost in the incident.

The City is responsible only for the $1,000 deductible, as required under our insurance policy.

Staff Recommendation
Staff recommends that the City Council authorize the following actions:

1. Approve Kiser Construction to complete all eligible fire-damage repairs to the concession stand in the amount of $39,455.57, as outlined in the qualifying estimate.
2. Approve Choice Electric to complete electrical repairs, reimbursable up to $2,650 as confirmed by the League.
3. Authorize staff to purchase all replacement equipment and supplies identified in the approved contents inventory, totaling $13,337.18.

4. Authorize payment of the City's $1,000 deductible as required under our insurance policy.

Financial Impact: $1,000 After Reimbursement.

Source Fund: 404-Park Capital Reserves

Budgeted? N/A

Supporting Documentation

A. Claim CP527226 lowest qualifying estimate
B. Choice Electric Estimate
C. NCP Inventory

KISER CONSTRUCTION

Client:	City of Rogers	Home:	(763) 428-0974
Property:	13750 Bittersweet Lane Rogers, MN 55374		
Operator:	RUSTY		
Estimator:	Kiser Construction		
Type of Estimate:	Fire		
Date Entered:	7/7/2026	Date Assigned:	
Price List:	MNMN8X_JUL26		
Labor Efficiency:	Restoration/Service/Remodel		
Estimate:	CITY-OF-ROGERS-2		

CITY-OF-ROGERS-2

Cleaning

DESCRIPTION	QTY
1. Cleaning (Bid Item)	1.00 EA

MAINTENANCE

1. Clean Foundation Wall 603.64 sq. ft
2. Clean Ceiling - Heavy 311.11 sq. ft
3. Clean Floor - Heavy 311.11 sq. ft.
4. Clean Garage Door Hardware 1 each
5. Seal Walls and Ceiling with Shellac/stain blocker- one coat 934.75 sq. ft
6. Hydroxyl generator - odor counteractant - 3 optics (1 unit 3 days) 3.00 days
7. Air Mover (per 24 hour period) - No monitoring (2 units 3 days) 6.00 each
8. Equipment Set up & take down (hourly) 3.00 hours

ATTIC

9. Clean Truss System - up to 5/12 2200.00 sq. ft.
10. Clean the ceiling 2200.00 sq. ft
11. Seal the Truss system (shellac) 2200.00 sq. ft.

INSULATION

Insulation (Bid Item)

1. Vacuum Attic - remove all existing insulation materials from attic. Leave Poly if existing
2. Remove and dispose of all insulation materials
3. Install Air Chutes and Blockers - DV2272 22" x 72" Durovent
4. Provide and install R-49 Jetstream loose fill Fiberglass Insulation

OPTIONS

Provide and install Huntsman Heatlock HFO Summer 1.5" R-10.00 Closed Cell Foam Insulation **ADD $7,357.14**
Change Sealant from clear to solid white finish **ADD $836.16**

Garage Door

DESCRIPTION	QTY
5. Overhead Doors (Bid Item) Provide and Install - 8' wide by 8' tall Raised Panel White Insulated Garage Door. R7.94 Steel Exterior Vinyl Interior	1.00 EA

Grand Total $39,455.57

Kiser Construction

3080 4th Ave E | Shakopee | MN | 55379

Date: Jul 3, 2026

PROPOSAL:

City of Rogers Concession Stand

1370 Bittersweet Ln| Rogers | MN | 55374

INTRODUCTION

Choice Electric will provide all labor, material, equipment, and supervision necessary to remove and replace the fire-damaged lighting within the concession stand storage area.

SCOPE OF WORK

Demolition and disposal of four (4) existing fire-damaged surface-mounted light fixtures.
Furnish and install six (6) new surface-mounted LED light fixtures in the existing locations.
Inspect, clean, and re-terminate conductors as required within the existing lighting panels affected by the fire.
Report any damaged breakers, bussing, wiring, or other electrical components discovered during the inspection before proceeding with additional repairs outside this scope.
Test the new lighting system and verify proper operation upon completion.
Remove all debris generated by our work and leave the work area in a clean condition.

Provide permit if necessary

FINANCIAL SUMMARY

Choice Electric, Inc. will provide the labor and materials described in this proposal for

$2,650.00

GENERAL CONDITIONS

- This estimate is based on performing work during regular business hours (weekdays, 6AM to 3:30PM, no holidays).
- All penetrations through fire-rated walls will be properly fire stopped per NFPA and local jurisdiction requirements.
- Installation crew will conduct themselves in a professional manner and cooperate with client, General Contractor, and other trades in the interest of a safe, timely, successful project.
- Workmanship will be at the highest level of the trade.

CLARIFICATIONS AND EXCLUSIONS

Exclusions

Replacement of damaged panelboards, breakers, feeders, branch circuit wiring, or other electrical equipment found to be compromised during inspection.

Repairs to building finishes, ceilings, or structural components beyond what is required for fixture replacement.

Fire alarm, emergency lighting, or low-voltage system repairs.
Any concealed conditions or fire damage not visible until demolition or panel inspection is complete

Clarifications

This proposal is based on the replacement of six (6) existing surface-mounted light fixtures and includes inspection and cleaning of the associated lighting panel(s). Should hidden fire damage be discovered requiring additional electrical repairs or replacement of

equipment, Choice Electric will provide a change order for approval prior to proceeding.

CHANGES TO SCOPE OF WORK

Any changes to the Scope of Work described in this proposal initiated by client requisite, changes to conditions or requirements, or unforeseen circumstances may be subject to a 'Change Order Request' and will not be performed without written client approval.

SUPPLY CHAIN

Current global conditions may impact product availability and costs. In some cases, product unavailability can result in order fulfillment delays that add weeks or even months to procurement times. Choice Electric, Inc. will communicate all anticipated delays and do everything in its power to overcome these issues but asks that our clients put a plan in place to work around potential delays in completion.

Temporary, interim, or permanent changes to the proposed Scope of Work performed by Choice Electric, Inc. to work around conditions beyond our control may result in additional charges. Adjustments made to any costs will be communicated to the client in the form of a Change Order within a reasonable time. Additionally, Choice Electric, Inc. shall be granted a reasonable extension of time for the performance of any proposed Work that is affected by supply chain delays.

Potential tariffs may create unexpected changes in costs. In the event of any changes to international, national, or regional tariffs that affect the costs of the materials or goods necessary for fulfilling the Scope of Work in the proposal, Choice Electric, Inc. shall be allowed to adjust the contract price to reflect these changes. Adjustments made to any costs will be communicated to the client in the form of a revised proposal or Change Order.

AUTHORIZATION TO PROCEED

Choice Electric, Inc. requires written authorization before proceeding with any work. Authorization may be a client-issued P.O., signed proposal (option shown below), or a

reply to an email with the proposal attached or described. By issuing an authorization to proceed, the client agrees to the above Scope of Work and pricing.

Client Signature: _____ Date:_____

Client Purchase Order: _____

We look forward to working with you on this project. Choice Electric, Inc. values our partnership and appreciates this opportunity to provide service. If you have questions on this proposal, please contact me.

CONTACT INFORMATION:

Eddie Sheedy
Choice Electric, Inc.
952-445-2625 (office)
612-702-7372 (cell)

Aubre VonBank
Choice Electric, Inc.
952-445-2625 (office)
952-217-2089 (cell)

Items	Quantity		Price
15' Heavy Duty Weighted Tarp	1	$	379.99
50' Tough Guy Hot Water hoses	4	$	542.20
Pro-Style Home Plate for Ballfields	1	$	31.49
Throw down bases - heavy	1 set	$	38.75
150' Tape Measure	1	$	32.93
Gulp Pump 36" 72 hose	1	$	53.68
300lb Folding step ladder (how tall?)	1	$	332.12
Cans Off	4	$	32.95
Small first aid kit	1	$	54.95
2x4" bandaids	50	$	7.12
Hand sanitizer bottles	2	$	17.46
12" Tattoo soft balls	2 dozen	$	140.00
50 gallon garbage cans w/ dollies	2	$	202.52
32 gallon garbage can	2	$	81.94
Kaivac 1750-543	1	$	6,405.37
Rubber home plate extension	4	$	236.00
Carpet home plate extension	3	$	111.90
4" Adult Pitching Rubber	3	$	645.00
Nail down pitching rubber	5	$	193.10
Scoop shovel	1	$	59.30
Push broom	1	$	29.97
36" Rake	1	$	135.00
Sockets for temp fence	88	$	952.00
Temp fence post	24	$	480.00
4x8 1/2" Plywood	3	$	138.84
Franklin T	1	$	40.99
Double First Bases	2	$	700.98
Bases	9	$	1,005.00
Mound clay	1 bag	$	34.77
Top Dresser	1 bag	$	30.86
Fire extinguisher	1	$	190.00
Cover for concessions window			
		$	13,337.18

STAFF REPORT **Meeting Date**: August 13, 2026

ROGERS CITY COUNCIL **Agenda Item**: 5.10

Subject: Approval of Resolution 2026-61 Accepting Street Improvements for Continual Maintenance and Authorizing Letter of Credit Release for Skye Meadows 3rd Addition
Prepared By: Eric Burtness, Community Development Specialist

Recommended Council Action
Motion to adopt Resolution No. 2026-61, accepting the street improvements for Skye Meadows 3rd Addition for continuous maintenance as of August 11, 2026, and authorizing release of Mizuho Bank, Ltd. Letter of Credit No. 008869965 in the amount of $440,925.00, contingent upon the City's receipt of the required two-year warranty bond in the amount of $1,067,731.00.

Overview / Background / Analysis
In accordance with the Subdivision Agreement for Skye Meadows 3rd Addition dated February 8, 2022, U.S. Home Corporation dba Lennar, a Delaware corporation, as successor-in-interest to U.S. Home, LLC, agreed to install street, utility, and related improvements for the development. To guarantee completion of the street improvements, the City has held Mizuho Bank, Ltd. Irrevocable Standby Letter of Credit No. 008869965, dated December 5, 2022, in the amount of $440,925.00.
The developer has completed the street improvements for Skye Meadows 3rd Addition. City Engineer Mike Albers, PE, has reviewed the completed work and concurs with releasing the remaining Letter of Credit at the next City Council meeting. Prior to the City accepting the street improvements for continuous maintenance, the developer must submit a two-year warranty bond in the amount of $1,067,731.00, which covers the improvements during the standard warranty period.
Upon the City's receipt of the warranty bond, staff recommends that the street improvements be accepted for continuous maintenance as of August 13, 2026, and that the Letter of Credit be released in full.

Staff Recommendation
Staff recommends that the City Council adopt Resolution No. 2026-61, accepting the street improvements for Skye Meadows 3rd Addition for continuous maintenance as of August 11, 2026, and authorizing release of Mizuho Bank, Ltd. Letter of Credit No. 008869965 in the amount of $440,925.00, contingent upon the City's receipt of the required two-year warranty bond in the amount of $1,067,731.00.

Financial Impact: Not applicable. **Source Fund**: Not applicable.

Budgeted? N/A

Supporting Documentation

A. Resolution No. 2026-75 Skye Meadows 3rd Release

RESOLUTION NO. 2026 - 75

RESOLUTION ACCEPTING STREET IMPROVEMENTS FOR CONTINUAL MAINTENANCE AND AUTHORIZING LETTER OF CREDIT RELEASE FOR SKYE MEADOWS 3RD ADDITION

WHEREAS, in accordance with the Subdivision Agreement for Skye Meadows 3rd Addition dated February 8, 2022, U.S. Home Corporation dba Lennar, a Delaware corporation, as successor-in-interest to U.S. Home, LLC, developer of Skye Meadows 3rd Addition, has agreed to install certain street improvements for said development; and

WHEREAS, the developer has completed the street improvements for said development, with the financial guarantee currently held as Mizuho Bank, Ltd. Irrevocable Standby Letter of Credit No. 008869965, dated December 5, 2022, in the amount of $440,925.00; and

WHEREAS, the City's engineering department has recommended that the remaining Letter of Credit be released in full and that the street improvements be accepted for continuous maintenance, contingent upon the developer's submission of a two-year warranty bond in the amount of $1,067,731.00; and

WHEREAS, the developer has requested release of the remaining financial guarantee upon the City's acceptance of the street improvements for continuous maintenance.

NOW THEREFORE, BE IT RESOLVED, by the City Council of Rogers, County of Hennepin, Minnesota as follows:

1. That the Mizuho Bank, Ltd. Irrevocable Standby Letter of Credit No. 008869965 for Skye Meadows 3rd Addition, currently held in the amount of $440,925.00, is hereby authorized to be released in full, contingent upon the City's receipt of the required two-year warranty bond in the amount of $1,067,731.00.

BE IT FURTHER RESOLVED, that the street improvements for Skye Meadows 3rd Addition are accepted for continuous maintenance as of August 13, 2026.

Councilmember moved, Councilmember seconded the motion.

The following voted in favor of said resolution:

The following voted against said resolution:

The following abstained:

Whereupon said resolution was declared duly passed and adopted, and was signed by the Mayor, and attested by the Clerk dated this 13th day of August 2026.

_____
Mayor

ATTEST:

_____
City Clerk

STAFF REPORT **Meeting Date**: August 13, 2026

ROGERS CITY COUNCIL **Agenda Item**: 5.11

Subject: Approval of an Early Grading Agreement with Cloutier Properties for the Rogers Drive Retail Center at 21355 136th Avenue
Prepared By: Brett Angell, Community Development Director

Recommended Council Action
Motion to approve the Early Grading Agreement with Clouties Properties for the Rogers Drive Retail Center at 21355 136th Avenue N.

Overview / Background / Analysis
On May 12, 2026, the City Council approved Resolution 2026-49 approving the site plan for an approximately 9,100 square foot commercial building at 21355 136th Avenue N, more commonly referred to as the lot adjacent to Maynards. At the May 26th meeting, the City Council approved the vacation of right-of-way related to the excess right-of-way adjacent to the property. Since the two council actions, the developer has closed on the property and is at the point where they are ready to commence construction.

Due to some adjustments to the plans related to stormwater and to meet the requirements of the watershed, the development was unable to go before the watershed for approval at the August meeting date. However, since the developer has submitted updated plans addressing many of the outstanding comments, the watershed has expressed they are comfortable with the commencement of grading work prior to the formal approval.

As such, the attached Early Grading Agreement allows for the commencement of grading work. Issuance of a building permit will not be allowed until formal watershed approval is granted. This Agreement will ensure the development stays on track for timing and has a lower probability of being impacted by winter conditions. Along with this Agreement, the developer will be required to submit a grading permit to the city.

Staff Recommendation
Staff recommends the approval of the Early Grading Agreement with Cloutier Properties, Inc. for the Rogers Drive Retail Center development at 21355 136th Avenue N.

Financial Impact: Not applicable. **Source Fund**: Not applicable.

Budgeted? N/A

Supporting Documentation

A. Early_Grading_Agreement_Rogers Drive Retail

AGREEMENT ALLOWING
EARLY DEVELOPMENT GRADING

This AGREEMENT ALLOWING EARLY DEVELOPMENT GRADING ("Agreement") is made this _____ day of _____, 2026 by and between the City of Rogers, a municipal corporation under the laws of Minnesota ("City"), and Cloutier Properties, a Minnesota corporation ("Developer").

RECITALS

A. The Developer is proposing to construct an approximately 9,100 square foot commercial multi-tenant development, called Rogers Drive Retail Center, consisting on building anticipated to hold four tenants ("Development"), located on one property (PIDs: 14-120-23-42-0015 and 14-120-23-42-0021) ("Subject Property") located at 21355 136th Avenue.

B. The Site Plan for the Development was approved by the City Council on May 12, 2026 per Resolution 2026-49 ("Site Plan").

C. The Developer anticipates approval of the Development by the Elm Creek Watershed Commission ("ECWMC") in September. And whereas, ECWMC has expressed approval via email to allow grading to commence prior to official watershed approval.

D. Prior to entering any agreements governing the Development, the Developer has requested authorization to commence early grading ("Grading Work"), which shall include the mass grading of the development area that were a part of the preliminary plat.

In consideration of the mutual covenants and promises contained herein, the parties hereto agree and stipulate as follows:

AGREEMENT

1. **Permit.** Contemporaneous with the execution of this Agreement, Developer shall submit a grading permit application to the Public Works Department for review and approval and pay the appropriate permit fees, and Developer shall provide a copy of its National Pollutant Discharge Elimination System (NPDES) permit and watershed district approval authorizing the proposed grading activities. All grading activities shall be subject to, and completed in conformance with, the grading permit, NPDES permit, and watershed district approval. Approval is contingent upon receipt of a WCA approved wetland replacement plan.

2. **Effect and Entire Agreement**. This Agreement contains the entire understanding of the parties regarding the Grading Work, but does not impact, amend or replace any other agreement which may be entered with respect to the Development. Nothing herein constitutes an approval, or a promise or assurance of any other approval, related to the Development, including specific approval of any Site Plan thereof. No modifications to this Agreement shall be in effect unless reduced to writing and signed by the all of the parties.

3. **Approved Grading Plans.** Prior to the commencement of any grading work, grading plans must be deemed acceptable to the City of Rogers Engineering Department. Approved Grading Plans are depicted in Exhibit A of this Agreement.

4. **Miscellaneous**.

   a. The Developer shall pay all costs incurred by it, or the City, in conjunction with the grading of the Property, including but not limited to legal, planning, engineering, and inspection expenses incurred in connection with approval and acceptance of the work, review of plans and documents, and all costs and expenses incurred by the City in monitoring the grading of the Subject Property.

   b. The Developer will provide for construction inspection and material testing for the grading of the Property. The Developer shall instruct its engineer to provide full-time field inspection personnel in order for the Developer's engineer to be able to certify that the construction work meets the approved City standards as a condition of City acceptance. In addition, the City may, at the City's discretion and at the Developer's expense, have one or more City inspectors inspect the work on a full or part-time basis. The Developer, its contractors and subcontractors, shall follow all instructions received from the City's inspectors. The Developer and/or the Developer's engineer shall provide for on-site project management.

   c. The Developer shall hold harless the City and its officials, employees, and agents from claims made by themselves and third parties for damages sustained or costs incurred resulting from this grading approval. The Developer shall indemnify the City and its officials, employees, and agents for all costs, damages, or expenses which the City may pay or incur in consequence of such claims, including attorneys' fees.

   d. The Developer agrees to obtain and maintain until after completion of the work under this Agreement, public liability and property damage insurance coverage covering personal injury, including death, and claims for property damage which may arise out of the Developer’s work or the work of its contractors or subcontractors. Liability limits shall not be less than $1,500,000 for any number of claims arising out of a single occurrence. The City shall be named as an additional insured on the policy. The certificate of insurance shall provide that the City must be given the same advance written notice of the cancellation or nonrenewal of the insurance as is afforded to the Developer.

   e. The Developer shall reimburse the City for costs incurred in the enforcement of this Agreement, including reasonable engineering and attorneys' fees.

   f. The Developer shall pay in full all bills submitted by the City for obligations incurred under this Agreement within 30 days after receipt. Upon request, the City will provide copies of detailed invoices of the work performed.

   g. The Developer agrees to comply with all laws, ordinances, regulations, and directives of the State of Minnesota and the City applicable to the Subject Property. This Agreement shall be construed according to the laws of Minnesota.

h. In the event that any provision of this Agreement shall be held invalid, illegal, or unenforceable by any court of competent jurisdiction, such holding shall pertain only to such section and shall not invalidate or render unenforceable any other provision of this Agreement.

i. This Agreement may be executed simultaneously in any number of counterparts, each of which shall be an original and shall constitute one and the same Agreement

IN WITNESS OF THE ABOVE, the duly authorized representatives of the parties have caused this Agreement to be executed in duplicate on the date and year written above.

CLOUTIER PROPERTIES, INC.

By_____
Tom Cloutier
Its: Manager

CITY OF ROGERS

By_____
Shannon Klick

By_____
Stacie Brown
Its Clerk

THIS INSTRUMENT WAS DRAFTED BY:

City of Rogers
22350 South Diamond Lake Road
Rogers MN 55374
(763) 428-2253

EXHIBIT A

STAFF REPORT **Meeting Date**: August 13, 2026

ROGERS CITY COUNCIL **Agenda Item**: 5.12

Subject: Acceptance of a Livable Communities Grant from the Metropolitan Council and a Professional Services Agreement with Stantec Related to a Housing Study
Prepared By: Brett Angell, Community Development Director

Recommended Council Action
Motion to accept the Livable Communities grant from the Metropolitan Council for the completion of a housing study and authorization for the Community Development Director to execute all necessary grant documents.

Motion to approve the Professional Services Agreement with Stantec for the housing study.

Overview / Background / Analysis
At the April 14th meeting, the City Council approved Resolution 2026-40 authorizing the submission of a livable community grant application to the Metropolitan Council. The grant application corresponded to the Metropolitan Council's policy program and is related to the completion of a housing study. At the time of application, a scope of work had been received by Stantec for the work. The total costs related to the work by Stantec is $40,000.

Recently, staff have been notified that the Metropolitan Council is recommending a grant award of $35,000 for this work. The grant was reviewed by the Community Development Committee (CDC) in late July and their recommended grant funding awards are expected to be officially awarded at the Metropolitan Council's August 12th meeting.

The grant will cover the vast majority of the costs associated with the housing study. The remaining portion ($5,000) will be funded through the Planning Department's professional services budget.

The proposed Stantec work will play a pivotal role in the 2050 Comprehensive Plan update, specifically the housing chapter. The proposed housing study will help identify current housing trends in the community and gaps within the housing market. The information received will help aid in guiding policy recommendations related to housing. Stantec and the staff who will be completing the work are well qualified to complete this work and the anticipated deliverable is designed to be easily readable and understandable by the public.

Staff Recommendation

Staff recommends the acceptance of the LCA grant for the completion of a housing study and authorization for the Community Development Director to execute required documents for the administrator of the grant. Staff also recommends approval of the Professional Services Agreement with Stantec for the housing study.

Financial Impact: $5,000 (total cost for the work is $40,000. The Metropolitan Council grant covers $35,000 of the cost)

Source Fund: Planning - Professional Services

Budgeted? Yes

Supporting Documentation

A. Housing Study Consultant Professional Services Agreement

PROFESSIONAL SERVICES AGREEMENT

This Agreement is made on the 13th day of August, 2026, between the **CITY OF ROGERS, 22350 S. Diamond Lake Road, Rogers MN 55374** ("City") and **STANTEC, 733 Marquette Avenue, Suite 1000, Minneapolis, MN 55402** (“Consultant”).

Preliminary Statement

The purpose of this Agreement is to set forth terms and conditions for the provision of professional engineering services by the Consultant for the City.

The City and Consultant agree as follows:

1. **Consultant's Services**. The Consultant agrees to provide professional services as described in Exhibit A, Scope of Work, attached hereto and incorporated herein.

2. **Time for Performance of Services**. The Consultant will perform the services outlined in Exhibit A, Scope of Work within the prescribed days from the date of the contract award. Any changes in this schedule must be approved in writing by the City.

3. **Compensation for Services**. City agrees to pay the Consultant for services as described in Exhibit A, Scope of Work as may be amended from time to time by mutual written agreement by City and Consultant.

4. **Method of Payment**. The Consultant must submit itemized bills for services provided to the City on a monthly basis. Bills submitted will be paid in the same manner as other claims made to the City.

   For work reimbursed on an hourly basis, the Consultant must indicate for each employee, his or her classification, the number of hours worked, rate of pay for each employee, a computation of amounts due for each employee, the total amount due, the original contracted amount, the current requested amount and the total amount. Consultant must verify all statements submitted for payment in compliance with Minnesota Statutes Sections 471.38 and 471.391. For reimbursable expenses, the Consultant must provide such documentation as reasonably required by the City.

5. **Audit Disclosure**. The Consultant must allow the City or its duly authorized agents reasonable access to such of the Consultant's books and records as are pertinent to all services provided under this Agreement.

   Any reports, information, data, etc. given to, or prepared or assembled by the Consultant, under this Agreement which the City requests to be kept confidential must not be made available to any individual or organization without the City's prior written approval. All finished or unfinished documents, data, studies, surveys, drawings, maps, models, photographs and reports prepared by the Consultant will become the property of the City upon termination of this Agreement, but Consultant

may retain copies of such documents as records of the services provided and may reuse standard portions of such documents in the normal course of its business.

6. **Term**. The term of this Agreement will be from August 11, 2026 through final project closeout by the City Council and receipt of all Consultant deliverables, the date of signature by the parties notwithstanding. This Agreement may be extended upon the written mutual consent of the parties for such additional period as they deem appropriate, and upon the terms and conditions as herein stated.

7. **Termination**. This Agreement may be terminated by City by seven (7) day's written notice to Consultant delivered to the address written above. Upon termination under this provision, the Consultant will be paid for services rendered and reimbursable expenses incurred prior to the effective date of termination.

8. **Subcontractor**. The Consultant must not enter into subcontracts for any of the services provided for in this Agreement without the express written consent of the City.

9. **Independent Contractor**. At all times and for all purposes hereunder, the Consultant is an independent contractor and not an employee of the City. No statement herein shall be construed so as to find the Consultant an employee of the City.

10. **Assignment**. Neither party will assign this Agreement, nor any interest arising herein, without the written consent of the other party.

11. **Services Not Provided For**. No claim for services furnished by the Consultant not specifically provided for herein will be honored by the City.

12. **Severability**. The provisions of this Agreement are severable. If any portion hereof is, for any reason, held by a court of competent jurisdiction to be contrary to law, such decision will not affect the remaining provisions of the Agreement.

13. **Entire Agreement**. The entire Agreement of the parties is contained herein. This Agreement supersedes all oral agreements and negotiations between the parties relating to the subject matter hereof, as well as any previous agreements presently in effect between the parties relating to the subject matter hereof. Any alterations, amendments, deletions or waivers of the provisions of this Agreement will be valid only when expressed in writing and duly signed by the parties unless otherwise provided herein.

14. **Compliance with Laws and Regulations**. In providing services hereunder, the Consultant must abide by all statutes, ordinances, rules and regulations pertaining to the provision of services to be provided. Any violation will constitute a material

breach of this Agreement and entitle the City to immediately terminate this Agreement.

15. **Waiver**. Any waiver by either party of a breach of any provisions of this Agreement will not affect, in any respect, the validity of the remainder of this Agreement.

16. **Indemnification**. The Consultant must indemnify and hold harmless the City, its employees and agents, for all claims, damages, losses and expenses, including but not limited to attorney's fees which they may suffer or for which they may be held liable, as a result of, and to the extent of, the negligent or wrongful acts of the Consultant, his or her employees or anyone else for whom he or she is legally responsible in the performance of this Agreement.

18. **Governing Law**. This Agreement will be controlled by the laws of the State of Minnesota.

19. **Whole Agreement**. This Agreement embodies the entire Agreement between the parties including all prior understanding and agreements and may not be modified except in writing signed by all parties.

Executed as of the day and year first written above.

CITY OF ROGERS

By:_____
Shannon Klick, Mayor

Date:_____

STANTEC

By:_____

Its:_____Contracts Officer_____

Date:_____

EXHIBIT A

Stantec

Housing Study for the 2050 Comprehensive Plan Update

April 14, 2026

Prepared for: City of Rogers
Prepared by: Stantec Consulting Services Inc.

Cover Letter

Stantec

CONTACT INFORMATION

Date
April 14, 2026

Attention
City of Rogers
Brett Angell
Community Development Director
City of Rogers, MN 55374
bangell@rogersmn.gov

(763) 428-0915

Title
Housing Study

Company Name and Address
Stantec Consulting Services Inc.
733 Marquette Avenue,
Suite 1000
Minneapolis, Minnesota 55402

Contact Person
Tom Leighton, AICP, EDFP
Project Manager
(612) 712-2154
tom.leighton@stantec.com

Our methodological approach to housing studies provides our clients with final reports that are current, insightful, and industry-leading.

Dear Mr. Angell:

Housing availability is one of the most pressing issues of our time. Rogers balances a small-town legacy with the rapid growth that demonstrates its attractiveness. It is surrounded by abundant parks and open space, but proximate to the rest of the metropolitan area because of freeway access. These unique assets shape its housing inventory, challenges and needs.

The Stantec team is eager to collaborate with you, and apply our proven housing study methodologies, in providing a comprehensive understanding of your current housing market, identify gaps in housing availability, and inform strategic planning to address the diverse needs of your residents. Once complete, the housing plan will identify strategies to address issues of supply, stability, and subsidy of housing in Rogers.

Addressing housing challenges requires a sharp analysis of current and forecasted market dynamics, and identifying a broad range of innovative strategies and solutions. Our team helps communities understand the factors driving local and regional housing trends and disparities by analyzing demographic trends, housing inventory, and market demand indicators. We will bring industry-leading technical methodologies and strategic insights. Having completed over two dozen housing studies over the last few years, both in the region and nationally, our team has experience working with a range of communities of various sizes facing a wide array of challenges. Stantec's Development Economics Team has developed new cutting-edge analytical methodologies that provide a clearer and more current picture of housing gaps than the typical analysis. We bring the ability to synthesize data and develop targeted, implementable strategies that work for Rogers.

Among the housing strategies that will be explored, the housing study will consider approaches to developing and preserving housing that is affordable to local residents, and how to create a greater diversity of housing choices in Rogers.

Stantec's team has a proven track record of delivering comprehensive and insightful housing studies that support informed decision-making and strategic planning for communities and stakeholders. Our team is excited to work with you to address the City of Rogers's housing challenges.

If you have questions or require additional information, please do not hesitate to contact us—we look forward to hearing from you!

Sincerely,

Tom Leighton, AICP, EDFP
Project Manager

Stantec Consulting Services Inc.

Background and Qualifications

About Stantec

Stantec's **mission** is to empower poeople to rise to the world's greatest challenges, guided by a **vision** centered on the success of our clients and their communities. Our work is grounded in **four core values:** We Put People First, We Do What Is Right, We Are Better Together, and We Are Driven to Achieve.

Alignment with the City of Rogers

Rogers is a gateway between the Twin Cities metro area and Greater Minnesota. With experience throughout the state and beyond, the Stantec Development Economics team understands this, particularly from a housing perspective. We will provide housing guidance that will help Rogers continue to be a nationally recognized family-friendly community. We will strive to provide outstanding services to the community to allow Rogers to provide housing options to a variety of families so they can have close connections to the Metro, explore Greater Minnesota, and thrive in this gateway community.

Stantec's Housing Study Practice

Communities across the country have a pressing need for housing solutions. Over the last five years, our team has been immersed in housing-related market analysis and strategic problem-solving for more than 25 communities on their specific housing issues, providing tailored solutions that meet the needs of each community, city, or region.

Our housing practice brings subject matter experts in housing and market analysis, gap analysis, mapping, data analysis, land planning, regulatory/zoning strategies, resilience, stakeholder coordination, and community planning.

Strategic Guidance: Our team prioritizes deliberate elements to provide a housing plan that meets local needs. We identify and assemble strategic actions for consideration, and work with you to prioritize actions based on your circumstances.

Stantec's Housing Study and Market Assessment Projects (2021-2025)

The map highlights our team's recent experience. We have worked with large and small communities in rural, suburban, and urban environments. Through this experience, we have developed a library of strategies, case studies, and best practices to inform a set of tailored recommendations for each community.

We have included detailed project descriptions for selected relevant projects on the following page.

References

Mentor, OH

Contact Information: Kathleen Cantanzriti, Planning Director
Email: Cantanzriti@cityofmentor.com
Direct: (440) 974-5737
Nature of Relationship
Ask Kathleen about Stantec's ability to inform the recent 2050 Comprehensive Plan land use update using a study on housing and market conditions.

Burnsville, MN

Contact Information: Mike Mrosla, Planning Manager
Email: mike.mrosla@burnsvillemn.gov
Direct: (952) 895-4453
Nature of Relationship
Ask Mike about Stantec's ability to provide guidance on Met Council's 2050 Comprehensive Planning requirements.

Shoreview, MN

Contact Information: Tom Simonson, Assistant City Manager
Email: tsimonson@shoreviewmn.gov
Direct: (651) 490-4612
Nature of Relationship
Ask Tom about the value a Stantec Housing Study brought to policy and decision-making in Shoreview.

Background and Qualifications

Mentor Housing Study and Needs Analysis | Mentor, OH

Value: $66,000 **Year Completed:** 2024

Team: Tom Leighton (Project Manager)

Click to view the final housing study

Stantec assessed local housing conditions and market trends and identified strategies to expand housing options. The study provided actionable guidance for City staff and elected officials and now informs the City's 2025 Comprehensive Land Use Plan Update, with a focus on commercial and industrial areas suitable for development and redevelopment.

Roseville Housing Needs Assessment | Roseville, MN

Value: $57,500 **Year Completed:** 2025

Team: Tom Leighton (Project Manager)

Click to view the final housing study

The Roseville EDA contracted Stantec to conduct an updated housing study and needs assessment, along with an effort to understand what resources and strategies could be employed to address homelessness and prevention. Our team provided 10 strategies for the community that were based on the unique housing needs that emerged through our research and analysis, as well as the qualitative input received from conversations with nearly 20 developers and stakeholders who are familiar with Roseville's community and housing development context.

Shoreview Housing Study | Shoreview, MN

Value: $28,000 **Year Completed:** 2021 and Update In-progress

Team: Tom Leighton (Project Manager)

Click to view the final housing study

Stantec was hired to conduct a housing study to assess Shoreview's housing inventory, market conditions, development context, and housing needs, along with refining strategies and programs to advance the City's housing goals.

The study combined market research, mapping, and targeted analysis, along with interviews with developers to evaluate the development environment and a range of housing types. Our team is completing a housing study update.

Oakdale Housing Study | Oakdale, MN

Value: $24,000 **Year Completed:** 2025

Team: Saumya Jain

Stantec was hired to conduct a housing study that developed a detailed understanding of Oakdale's housing inventory, market and development context, opportunities and challenges, and needs. Our team explored and recommended a menu of strategies that would advance housing goals and meet community needs. The project employed market research, mapping analysis, and other analytical methodologies. Structured interviews were conducted with developers familiar with Oakdale to understand the viability of different housing formats in Oakdale, and how to improve development outcomes.

Burnsville Systems Statement Reivew| Burnsville, MN

Value: $10,000 **Year Completed:** 2026

Team: Lauren Walburg (Deputy Project Manager)

Stantec assisted with an early review of the City's Met Council System Statement to support a smooth start to the Comprehensive Plan update. Our team evaluated the system statement requirements, clarified ambiguous policy language with Met Council staff, and assessed Burnsville's existing comprehensive plan.

Vadnais Heights Housing Study | Vadnais Heights, MN

Value: $35,000 **Year Completed:** 2024

Team: Tom Leighton (Project Manager)

Click to view the final housing study

Vadnais Heights faces housing challenges that are common to fully developed suburbs. The pace of new development is slow. Housing values and rents have been rising. Some housing types are prevalent, while others are rare.

Stantec was hired to understand the housing context in Vadnais Heights, clarify the most pressing needs, and propose strategies to preserve and attract new housing that is responsive to those needs.

Background and Qualifications

Project Team

Our multidisciplinary team will be led by Tom Leighton, who brings extensive experience managing housing studies for communities across the Midwest. Supporting Tom is a team of professionals with specialized expertise in housing gap analysis, mapping, data analysis, land development, program design, and regulatory/zoning. We have included bios and experience for our key personnel.

Organizational Chart

City of Rogers

Project Manager
Tom Leighton, AICP, EDFP

Deputy PM/Analytical Lead
Sam Newberg

Housing Analyst
Kribashini Moorthy, AICP

Gap Analyst
Saumya Jain, AICP

Met Council Strategist
Lauren Walburg AICP

Tom Leighton

AICP, EDFP

Project Manager

Years of Experience: 27

Education
MDes5, Real Estate and the Built Environment, Harvard University Graduate School of Design | MA, in Public Affairs, University of Minnesota Humphrey School | BA, Natural Science, St. John's University

Certifications: Certified Planner #018262 and Economic Development Finance Professional #1216-024

Tom is an urban planner and economic development specialist with more than 27 years of experience leading implementation-focused planning and community development projects nationwide. Since 2015, he has supported dozens of housing-related market analyses and housing strategies. Tom brings expertise in market research and development analysis, paired with strong facilitation and communication skills that help decision-makers, stakeholders, and community members understand housing conditions, identify key issues, and shape effective strategies and policies.

Representative Experience

- Mentor Housing Study | Mentor, OH | Project Manager
- Minot Housing Needs and Market Study | Minot, ND | Project Manager
- Shoreview Housing Study + Update | Shoreview, MN | Project Manager and Primary Researcher
- Roseville Housing Needs Assessment | Roseville, MN | Project Manager
- Vadnais Heights Housing Study | Vadnais Heights, MN | Project Manager

Sam Newberg

Deputy PM/Analytical Lead

Years of Experience: 20

Education
BA, Geography, University of Wisconsin - Madison

Sam is a trusted advisor, thought leader, and urbanist consultant with more than 20 years of experience in real estate consulting, placemaking, writing, and community development. He provides strategic advisory services, market assessments, and clear, concise reporting, guided by a servant-leadership approach. Sam is known for his market expertise, strong writing, collaborative style, and authentic relationships, as well as his passion for high-quality urban design and recognition in international urban publications. His core competencies include real estate research, development consulting, market studies, urban planning, and placemaking.

Representative Experience

- Sawmill Museum Market Study | Clinton, IA | Primary Researcher
- Master Planned Development Market Study | Laredo, TX | Primary Researcher
- Multiple Housing Studies* | Various Cities, US | Principal Researcher and Author
- 3828 Mixed-use Development Housing/Retail* | Minneapolis, MN | Assistant Developer
- ULI Case Studies (various housing types)* | Various Cities, US | Principal Researcher and Author

**denotes projects completed with other firms*

City of Rogers – Housing Study for the 2050 Comprehensive Plan Update Stantec | 4

Background and Qualifications

Kribashini Moorthy
AICP

Housing Analyst

Years of Experience: 3

Education
Master of Urban/Regional Planning, University of Minnesota

MS, Engineering/BS, Civil Engineering, Anna University

Certifications: Certified Planner #37055

Kribashini is an urban planner with experience supporting community engagement, research and analysis, and clear, compelling report writing. She contributes strong technical and visual skills, including mapping, data visualization, Story Maps, and graphic design, to help translate complex information for diverse audiences. Her project experience spans housing and market analysis, zoning and policy studies, comprehensive plans, and small area plans, where she supports data-driven, community-informed planning outcomes.

Representative Experience
- Mentor Housing Study and Needs Analysis | Mentor, OH | Data Analysis and Research
- On-Call Zoning Specialist | Various Cities, MN | Zoning Advisor
- 2050 Comprehensive Plan | Owatonna, MN | Urban Planner
- Neenah Housing Study | Neenah, WI | GIS Specialist and Housing Analyst
- Market Analysis of Housing and Retail Demand | Saskatoon, SK | Housing Data Scientist
- Northfield 2050 Comprehensive Plan | Northfield, MN | Urban Planner
- Manhattan Plaza West Small Area Plan | Manhattan, KS | Urban Planner

Saumya Jain

Gap Analyst

Years of Experience: 10

Education
Master of Urban/Regional Planning, University of Minnesota

MS, Engineering/BS, Civil Engineering, Anna University

Saumya is an Economic Analyst and Urban Planner within the national Development Economics team and is based out of the Minneapolis office. She has a robust background in urban and transportation planning and data analytics. She has supported public agencies through technical assistance, helping them assess how shifting policies, proposed infrastructure, and evolving demographic and socio-economic trends impact communities. Driven by a passion for clear, data-informed storytelling, she uses geospatial and analytical tools to tackle challenges related to accessibility, equity, and policy—bringing evidence-based insights to the forefront of decision-making.

Representative Experience
- La Crosse County Housing Needs Assessment | La Crosse County, WI | Housing Analyst
- Cleveland Heights Housing Needs Assessment | City of Cleveland Heights, OH | Lead Analyst and Deputy PM
- Housing Study | Oakdale, MN | Data Analyst
- Regional Transportation Economic Vitality Assessment | East-West Gateway Council of Governments | Data Scientist
- Transportation Access in Appalachia* | Appalachian Regional Commission | Project Manager and Data Science Researcher

Lauren Walburg
AICP

Metropolitan Strategist

Years of Experience: 7

Education
Master of Urban/Regional Planning, University of Minnesota

Bachelor of Arts, Environmental Studies and Spanish, College of St. Benedict, St. Joseph, Minnesota

Certifications: Certified Planner #344760,

Lauren brings experience in comprehensive, environmental, zoning, and municipal planning; community and stakeholder engagement; research and analysis; and report writing. She will draw on her expert knowledge of the Metropolitan Council's comprehensive planning process and requirements to coordinate regularly with subject reviewers and proactively address potential issues.

Representative Experience
- Burnsville 2050 System Statement Review | Burnsville, MN | Burnsville, MN | 2026 | Assistant Project Manager
- Moorhead Comprehensive Plan Update | City of Moorhead | Moorhead, Minnesota | Deputy Project Manager
- 2040 Comprehensive Plan | Cottage Grove , Minnesota | Urban Planner
- Northfield 2045 Comprehensive Plan | Northfield, Minnesota, United States | Deputy Project Manager
- Owatonna 2050 Comprehensive Plan | City of Owatonna | Owatonna, Minnesota | Deputy Project Manager

Statement of Proposed Work

Project Understanding

The City of Rogers seeks a qualified consultant to prepare a housing study to develop objective information about the housing market and local housing needs, paired with candidate strategies for addressing those needs. The housing study would also provide an informational base for the City's upcoming 2050 Comprehensive Plan Update.

Project Approach

Stantec's Development Economics team has invested significant time and attention into doing housing studies better, in order to build a clearer understanding of the local market context and local housing needs, and to offer a more concrete menu of strategies for addressing those needs.

Our methodology includes an efficient and structured analysis of the local economy and demographics, which represent the sources of housing demand. We illustrate the City's existing housing inventory in detail, and assess the alignment between this inventory and local needs.

The market analysis builds an understanding of the market context through observations of market demand indicators and recent development activity, supplemented with structured developer interviews. This allows us to understand what is being built, what is not being built, and what it would take to expand the envelope of housing types that are achievable and would address local needs.

We employ this information, along with an extensive library of housing strategies gained from our work in dozens of other cities, to propose a menu of targeted policies and actions that can advance Rogers' housing goals and address identified community needs.

Work Plan

This work plan outlines the tasks we would undertake to meet your project needs.

TASK 1: PROJECT KICKOFF AND MANAGEMENT

1.1 KICKOFF MEETING WITH CITY STAFF

We will launch the project with a kick-off meeting with City staff. The goal of this meeting will be to review the work plan and the schedule in detail, confirm project goals and expectations. We will also confirm project management protocols related to communications, data exchanges, invoicing, etc.

1.2 SITE TOUR

An initial site tour is a critical step in getting familiar with Rogers and its housing context. City staff will be invited to participate in this activity.

↑ Conducting a site tour will help our team to build on our understanding of Roger's current housing context.

1.3 INFORMATION REQUEST

We will assemble and submit a list of requested City-based information to support the study.

1.4 ONGOING COORDINATION WITH CITY STAFF

We will establish recurring project check-in meetings with the City's project manager at appropriate intervals such as bi-weekly, which can expand to include a broader work group or advisory committee at appropriate intervals, if desired. These meetings will typically occur virtually.

TASK 2: STAKEHOLDER AND COMMUNITY ENGAGEMENT

Stakeholder engagement brings information to the table that illuminates local conditions more deeply. It can inform and educate members of the community about housing types and housing needs. It can also humanize housing needs, helping people to see that it's their neighbors that may be facing housing challenges.

2.1 CITY COUNCIL AND PLANNING AND ZONING COMMISSION

The engagement of elected officials builds a foundation for action. Two meetings with policy makers are recommended. The first meeting would occur after the research and analysis phase of the project is completed, with discussion focused on our research findings relative to Rogers housing context and needs. The second provides an opportunity for the City Council to discuss a menu of housing strategies that could be utilized to address Rogers's identified community needs.

Statement of Proposed Work

2.2 COMMUNITY STAKEHOLDERS

We will schedule three to five research interviews with community stakeholders, as identified by Rogers staff. These can include local service providers, affordable housing operators, landlords, or major employers who are active in the community. This brings to light additional perspectives on local housing needs, and the range of governmental and non-governmental organizations who play a role in meeting housing needs in Rogers.

2.3 COMMUNITY ENGAGEMENT EVENT

We will provide housing-related materials appropriate for one community event, in consultation

Tom and a colleague created the hands-on community engagement process called the "Corridor Housing Initiative," which has won national and local awards and recognitions.

and partnership with your staff, and participate in that event if desired.

TASK 3: ANALYSIS OF EXISTING CONDITIONS

We follow a detailed methodology for understanding and illuminating existing housing conditions. That methodology includes a distinct sequence of elements as described below.

3.1 DEMOGRAPHIC AND ECONOMIC SOURCES OF HOUSING DEMAND

Population demographics and the local economy are drivers of housing demand.

We will analyze, describe, and map the residential demographics for Rogers with respect to key characteristics such as:

- Age/life stages
- Household/family types
- Race/diversity
- Education
- Income
- Home values
- Tenure
- Housing cost burden

To provide a point of reference for Rogers's population characteristics, we will illustrate local data and trendlines alongside the corresponding data for a set of peer cities and the metropolitan area as a whole.

The economic base will be described noting key industry sectors, employment trends, inflow/outflow characteristics and commuting patterns.

3.2 HOUSING INVENTORY AND LOCATIONAL CONTEXT

The existing housing inventory of Rogers will be analyzed through a series of maps and tables to understand and visualize the variety and number of housing options that exist currently, and that have been developed recently. The inventory will include maps and

CLICK HERE to view the Minot Housing Needs and Market Analysis Story Map.

tables of all affordable housing, senior housing, and recent development projects of ten or more units that exist or are under development in Rogers—based on Costar records and supplemented by local knowledge. Housing conditions such as the age of housing, housing tenure (ownership vs rental), and housing conditions will also be illustrated to the extent that it is supported by existing data. The supply of housing across the continuum of rent levels will also be analyzed.

3.3 MARKET ANALYSIS AND DEVELOPMENT DYNAMICS

Market analysis will include several elements.

Market context map. A market context map highlights community assets and locational features that would be relevant to and of interest to builders or developers considering housing development in Rogers. These may include commercial districts, arterial roads or highways, major employers or employment districts, parks and other recreational features, and other area assets. The market context map will be utilized in research interviews with developers to orient them to the locational and community assets of Rogers.

Demand indicators. Home values and sale prices are market demand indicators for ownership housing. Rental rates and vacancy levels are market demand indicators for rental housing. Stantec will analyze these data and others relevant to understanding the existing demand for housing across the spectrum of housing types.

Statement of Proposed Work

Another key indicator of market demand is the development activity that is already occurring. Through CoStar information, building permit data, rental licensing information (if available), and information from City staff, we will collect information relevant to the development of housing projects over the previous decade—including market rate, workforce, senior, family, and special needs housing that has been produced or preserved.

Structured interviews. We will deepen our understanding of the housing market and development dynamics through a set of structured research interviews with real estate professionals, housing developers, and builders that have worked in Rogers or similar Twin Cities contexts. Candid conversations with builders and developers provide important nuances in understanding why certain development types are being built and others are not, and what it would take to attract types of development that are not being built currently. They directly inform housing strategies that relate to attracting development types that are not being built.

3.4 HOUSING GAPS AND NEEDS

Building on the preceding analysis, we will utilize a mix of quantitative and non-quantitative methods to build an understanding of local housing needs related to housing affordability, life stage, tenure and housing fragility. The identification of priority local needs is a foundation for strategies and actions that might address those needs.

3.5 DEMAND FORECAST

Based on what is learned above, we will forecast housing demand by housing type, taking into consideration recent development trends as well as opportunities for diversifying housing options.

DELIVERABLES – RESEARCH AND ANALYSIS PHASE

The research and analysis phase will result in a characterization of Rogers's housing market context, its housing market, housing gaps and housing needs. These findings will be presented for discussion and feedback to the staff team and, if desired, to the City Council as well.

TASK 4: STRATEGIES FOR ADDRESSING HOUSING NEEDS

The following describes our approach to identifying, researching, and refining candidate housing strategies that address identified needs. Strategies will be suggested by the research and analysis, and our conversations with stakeholders, developers, Rogers's staff and policy makers. Candidate strategies will also draw from a unique internal resource. That is our extensive Housing Solutions Library that has been compiled from previous housing studies research, including many in suburban settings similar to Rogers.

Our methodology leverages big data to create a more detailed, accurate, and up-to-date model of local housing demand and supply than conventional approaches. This provides clarity on housing needs and opportunities across income levels and housing types. By incorporating recent migration and development trends, we can project future gaps and identify new development opportunities.

Example housing demand and supply by affordability, tenure, and size.

The example graph highlights shortages and surpluses across housing types and costs (housing gap by monthly cost, tenure, and bedroom count). Readings below the line indicate housing that is under supplied relative to the community's existing needs; readings above the line



Strategies will be explored and customized to the Rogers context through additional research interviews, and refined and prioritized in consultation with Rogers staff and leadership.

4.1 HOUSING STRATEGIES

We will build a broad menu of housing strategies for your consideration which have the potential to address local housing needs, providing a description of the strategy and the local government role in implementing the strategy. We will pair strategies with relevant case studies or best practices. This lays a foundation for thoughtful consideration of the strategy, and provides direction for taking action on the strategy after the housing study is completed.

Strategies may span a broad spectrum of housing development and preservation actions, including:

- Multifamily development strategies
- Regulatory strategies, such as modifications to land use, zoning requirements, or other regulations
- Incentives programs, financial or otherwise, for new development, housing preservation, and homeowner residential rehab.
- Partnership and ownership strategies
- Context building, site preparation, and positioning

Statement of Proposed Work

- Strategies related to specific housing types including affordable/workforce housing, senior housing, tiny homes/ADUs, triplexes on standard lots
- Local capacity building

Strategies will be refined after consultation with Rogers staff and leadership.

DELIVERABLES – HOUSING STRATEGIES PHASE

The housing strategies research will result in an initial set of candidate housing strategies, with relevant case studies, in a presentation format. They will be refined after discussion with Rogers staff and City Council.

TASK 5: DRAFT AND FINAL REPORT

5.1 DRAFT REPORT FOR REVIEW

We will compile all analytical findings and housing strategies in a concise and visually appealing draft Rogers Housing Study report. This will be made available for review and comment by City staff and others as desired.

5.2 FINAL REPORT

After collecting feedback on the draft report, we will revise the report and issue a final Rogers Housing Study report. The final report will inform the Comprehensive Plan Housing Chapter and address elements identified in the Metropolitan Council's Local Planning Handbook.

Budget

We have included the hourly rate for each consultant, as summarized in the table. Stantec will invoice monthly at our hourly rates up to the agreed budget. If the City would like a different invoice schedule, we are happy to discuss another option.

Total Budget: $40,000

Tom Leighton	$212
Sam Newberg	$203
Kribashini Moorthy	$158
Saumya Jain	$183
Lauren Walburg	$183

STATEMENTS

Reimbursable Expenses: Reiumbursable expenses will be limited to $500 for market data from Costar.

Availability to Start and Availability to Commit to the Deadline: We can adhere to the proposed calendar or complete the project within six months of contract execution.

Claims: There are no unsatisfied judgments or arbitration awards outstanding against Stantec. Stantec does have some legal proceedings, lawsuits, or claims pending. These are a normal part of professional services indudstries. All have been reported to Stantec's insurers who are in the process of adjusting/managing them. None will ahve a material effect on the financial position of the company or its ability to undertake this assignment.Stantec seeks to deal with client concerns and claims promptly and fairly through its Risk Management group. As a public company, Stantec has substantial assets and maintains a high professional liability insurance limit. Stantec's claims history has resulted in relatively low insurance premiums when compared with firms of similar size and character.

Stantec is a global leader in sustainable architecture, engineering, and environmental consulting. The diverse perspectives of our partners and interested parties drive us to think beyond what's previously been done on critical issues like climate change, digital transformation, and future-proofing our cities and infrastructure. We innovate at the intersection of community, creativity, and client relationships to advance communities everywhere, so that together we can redefine what's possible.

STAFF REPORT **Meeting Date**: August 13, 2026

ROGERS CITY COUNCIL **Agenda Item**: 5.13

Subject: Approval of Resolution 2026-76 Harvest View 1st Addition Letter of Credit Release
Prepared By: Eric Burtness, Community Development Specialist

Recommended Council Action
Motion to adopt Resolution No. 2026-76, accepting the street improvements for Harvest View for continuous maintenance as of August 11, 2026, and authorizing release of the financial guarantee held by the City in the amount of $191,595.00, contingent upon the City's receipt of the required two-year warranty bond in the amount of $409,051.00, commencing August 13, 2026.

Overview / Background / Analysis
In accordance with the Subdivision Agreement for Harvest View dated August 9, 2022, Tamarack Land – Harvest View, LLC, a Minnesota limited liability company, agreed to install street, utility, and related improvements for Phase 1 of the development. To guarantee completion of the improvements, the Developer provided the City with a cash-in-lieu financial guarantee, currently held by the City in the amount of $191,595.00.

The developer has completed the street improvements for Harvest View, including all outstanding punch list items. The Engineering Department has reviewed the completed work and concurs with releasing the remaining financial guarantee at the next City Council meeting. Prior to the City accepting the street improvements for continuous maintenance, the developer must submit a two-year warranty bond in the amount of $409,051.00, commencing August 13, 2026, which covers the improvements during the standard warranty period.

Upon the City's receipt of the warranty bond, staff recommends that the street improvements be accepted for continuous maintenance as of August 13, 2026, and that the financial guarantee be released in full.

Staff Recommendation
Staff recommends that the City Council adopt Resolution No. 2026-76, accepting the street improvements for Harvest View for continuous maintenance as of August 13, 2026, and authorizing release of the financial guarantee held by the City in the amount of $191,595.00, contingent upon the City's receipt of the required two-year warranty bond in the amount of $409,051.00, commencing August 13, 2026.

Financial Impact: Not applicable. **Source Fund**: Not applicable.

Budgeted? N/A

Supporting Documentation

A. RESOLUTION No. 2026-76 Harvest View 1st Release

RESOLUTION NO. 2026 - 76

RESOLUTION ACCEPTING STREET IMPROVEMENTS FOR CONTINUAL MAINTENANCE AND AUTHORIZING RELEASE OF FINANCIAL GUARANTEE FOR HARVEST VIEW

WHEREAS, in accordance with the Subdivision Agreement for Harvest View dated August 9, 2022, Tamarack Land - Harvest View, LLC, a Minnesota limited liability company, developer of Harvest View, has agreed to install certain street improvements for said development; and

WHEREAS, the developer has completed the street improvements for said development, including all outstanding punch list items, with the financial guarantee currently held by the City in the amount of $191,595.00; and

WHEREAS, the City's engineering department has recommended that the remaining financial guarantee be released in full and that the street improvements be accepted for continuous maintenance, contingent upon the developer's submission of a two-year warranty bond in the amount of $409,051.00, commencing August 13, 2026; and

WHEREAS, the developer has requested release of the remaining financial guarantee upon the City's acceptance of the street improvements for continuous maintenance.

NOW THEREFORE, BE IT RESOLVED, by the City Council of Rogers, County of Hennepin, Minnesota as follows:

1. That the financial guarantee held by the City for Harvest View, currently held in the amount of $191,595.00, is hereby authorized to be released in full, contingent upon the City's receipt of the required two-year warranty bond in the amount of $409,051.00 commencing August 13, 2026.

BE IT FURTHER RESOLVED, that the street improvements for Harvest View are accepted for continuous maintenance as of August 13, 2026.

Councilmember moved, Councilmember seconded the motion.

The following voted in favor of said resolution:

The following voted against said resolution:

The following abstained:

Whereupon said resolution was declared duly passed and adopted, and was signed by the Mayor, and attested by the Clerk dated this 13th day of August 2026.

_____
Mayor

ATTEST:

_____
City Clerk

STAFF REPORT **Meeting Date**: August 13, 2026

ROGERS CITY COUNCIL **Agenda Item**: 5.14

Subject: Approval of Resolution 2026-77 Reducing the Letter of Credit for Fox Creek 3rd Addition
Prepared By: Eric Burtness, Community Development Specialist

Recommended Council Action

Motion to adopt Resolution No. 2026-77, accepting the sanitary sewer, storm sewer, water and street (Hynes Ct) improvements for Towns at Fox Creek 3rd Addition for continuous maintenance as of August 13, 2026, and authorizing reduction of Wells Fargo Bank, N.A. Letter of Credit No. IS000527869U from $401,498.00 to $257,909.00, contingent upon the City's receipt of the required two-year warranty bond in the amount of $672,980.00.

Overview / Background / Analysis

In accordance with the Subdivision Agreement for Towns at Fox Creek 3rd Addition dated May 13, 2023, M/I Homes of Minneapolis/St. Paul, LLC, agreed to install landscaping, road, and utility improvements for the development. To guarantee completion of the improvements, the City has held Wells Fargo Bank, N.A. Irrevocable Standby Letter of Credit No. IS000527869U, most recently amended on July 13, 2026, in the current amount of $401,498.00.

The developer has completed the road, street (Hynes Ct), sanitary sewer, storm sewer, and water main improvements, and has substantially completed the landscaping improvements. The Engineering Department has reviewed the completed work and recommends a reduction of the Letter of Credit from $401,498.00 to $257,909.00, as detailed in the Letter of Credit Schedule attached to Resolution No. 2026-77. Prior to the City accepting the sanitary sewer, storm sewer, water and street (Hynes Ct) improvements for continuous maintenance, the developer must submit a two-year warranty bond in the amount of $672,980.00, which covers those improvements during the standard warranty period.

Upon the City's receipt of the warranty bond, staff recommends that the sanitary sewer, storm sewer, water and street (Hynes Ct) improvements be accepted for continuous maintenance as of August 13, 2026, and that the Letter of Credit be reduced accordingly.

Staff Recommendation

Staff recommends that the City Council adopt Resolution No. 2026-77, accepting the sanitary sewer, storm sewer, water and street (Hynes Ct) improvements for Towns at Fox Creek 3rd Addition for continuous maintenance as of August 13, 2026, and

authorizing reduction of Wells Fargo Bank, N.A. Letter of Credit No. IS000527869U from $401,498.00 to $257,909.00, contingent upon the City's receipt of the required two-year warranty bond in the amount of $672,980.00.

Financial Impact: Not applicable. **Source Fund**: Not applicable.

Budgeted? N/A

Supporting Documentation

A. RESOLUTION No. 2026-77 Fox Creek 3rd Reduction

RESOLUTION NO. 2026 -77

RESOLUTION ACCEPTING SANITARY SEWER, STORM SEWER, WATER AND STREET IMPROVEMENTS FOR CONTINUAL MAINTENANCE AND AUTHORIZING A LETTER OF CREDIT REDUCTION FOR TOWNS AT FOX CREEK 3RD ADDITION

WHEREAS, in accordance with the Subdivision Agreement for Towns at Fox Creek 3rd Addition dated May 13, 2023, M/I Homes of Minneapolis/St. Paul, LLC, developer of Towns at Fox Creek 3rd Addition, has agreed to install certain improvements for said development; and

WHEREAS, the developer has completed a portion of the improvements as noted below; and

WHEREAS, the developer has requested a reduction of the required financial guarantee to reflect the completed work; and

WHEREAS, the City's engineering department has recommended that the sanitary sewer, storm sewer, water and street (Hynes Ct) improvements be accepted for continuous maintenance, contingent upon the developer's submission of a two-year warranty bond in the amount of $672,980.00.

NOW THEREFORE, BE IT RESOLVED, by the City Council of Rogers, County of Hennepin, Minnesota as follows:

1. That the financial guarantee requirements are reduced as shown below, and that Wells Fargo Bank, N.A. Letter of Credit No. IS000527869U for Towns at Fox Creek 3rd Addition be reduced from $401,498.00 to $257,909.00.

Category	Current LOC Amount	% Complete	New LOC Amount	Reduced by LOC Amount
Landscaping	81,250.00	0.00%	81,250.00	-
Construction - Road Improvements	219,301.00	71.00%	176,659.00	42,642.00
Construction - Street Hynes Ct	8,099.00	100.00%	-	8,099.00
Construction - Utility Improvements (Storm Sewer)	22,496.00	100.00%	-	22,496.00
Construction - Utility Imrpovements (Water Main)	34,122.00	100.00%	-	34,122.00
Construction - Utility Improvements (Sanitary Sewer)	36,230.00	100.00%	-	36,230.00
Total	401,498.00	84.45%	257,909.00	143,589.00

Councilmember moved; Councilmember seconded the motion.

The following voted in favor of said resolution:

The following voted against said resolution:

The following abstained:

Whereupon said resolution was declared duly passed and adopted, and was signed by the Mayor, and attested by the Clerk dated this 13th day of August 2026.

_____
Mayor

ATTEST:

_____
City Clerk

STAFF REPORT **Meeting Date**: August 13, 2026

ROGERS CITY COUNCIL **Agenda Item**: 7.1

Subject: Consider Amendments to City Code and Zoning Code related to the Keeping of Animals and Backyard Chickens
Prepared By: Zachary Gatton, Community Development Intern

Recommended Council Action
Motion to adopt Ordinance 2026-14, amending Chapters 10 and 125 of the City Code to establish Sec. 125-95 Keeping of Animals and to amend Sec. 10-21, Sec. 125-84, 125-86, 125-90, 125-102, and Article IV, Table 4.

Motion to approve Resolution 2026-64, authorizing summary publication of Ordinance 2026-14 (requires a four-fifths vote).

Overview / Background / Analysis
City Staff is proposing amendments to Chapter 125 and an amendment to Chapter 10 of the City of Rogers City Code to allow residents on smaller residential lots to keep backyard chickens and authorize the keeping of chickens as an approved accessory use.

The City has received multiple requests from residents interested in keeping chickens on smaller residential lots. In 2025, staff posted a resident survey to understand community opinions. The survey received 556 responses. The results of the survey found that approximately 70% of respondents supported allowing backyard chickens. A similar percentage supported implementing a minimum lot size requirement, with 0.20 acres being the most popular minimum lot size. Residents were generally less supportive of keeping other birds such as ducks or pigeons on small lots. Those in favor typically cited the benefits of receiving their own eggs and that chickens eat bugs and provide responsibility for children. Those opposed typically cited concerns on odors, noise, predators, and if they were to get out of the property in which they are kept.

In addition to the survey, staff researched cities in the region and presented this information to City Council during the June 23rd work session. Following the session, Council directed staff to draft an ordinance that would allow residents to keep backyard chickens.

The Planning Commission held the public hearing on August 3, 2026, and recommended approval of the ordinance with modifications, which are summarized below and have been incorporated into the draft before the Council.

Summary of Proposed Changes

General Administrative Text Changes – Sec. 10-21, Sec. 125-84,125-86,125-90, 125-95 125-102, Article IV Table 4.

The major impact of this amendment would be the allowance of backyard chickens. To ensure City Code stayed consistent and easy to follow, various text amendments were necessary. These changes are largely administrative in nature and include the following:

- Amending Sec. 10-21 to refer to the newly created Sec. 125-95 Keeping of Animals
- Renumbering tables to maintain sequential order after relocating tables from 125-84.
- Repealing and reserving 125-84 (c) and (d) and relocating them into 125-95.
- Updating Article IV Table 4. to include Backyard Chickens as an accessory use in all districts in the city. This was done because the backyard chicken use is tied to single family homes rather than specific districts. Staff feel this is the best way to handle any uncommon situations and future zoning district changes. The use remains limited to single-family detached dwellings under Sec. 125-95(f)(1); listing it in Table 4 does not extend chicken keeping to attached or multifamily dwellings, etc.
- Updating language in 125-95(e) to exclude backyard chickens as a livestock operation.
- Updating definitions in 125-102 to ensure clarity of terms used in 125-95 regarding backyard chickens. This includes an amendment to the definition of “Feedlot” to exclude backyard chicken operations as a feedlot.
- Transition section: A section to clarify future legality for residents who are already legally keeping chickens and to clarify that residents who are currently illegally keeping chickens will be given 90 days from the effective date of this ordinance to come into compliance under new ordinance.

Livestock and Feedlot Changes – Sec. 125-95(e), Table 26

- Animal unit equivalents in Table 26 are updated: one chicken increases from 0.01 to 0.02 animal units and one goose or duck from 0.02 to 0.04. This reduces the maximum permitted flock size on AG and R1 parcels regulated by animal units. Lawful operations exceeding the new equivalents on the effective date may continue as nonconforming uses under the transition section of the ordinance.
- A new feedlot setback of 100 feet from a dwelling on an adjacent property is added, and the existing setbacks are clarified to apply to feedlots only, not pastures.
- A new feedlot compliance provisions requires conformance with Minnesota Rules Chapter 7020 and MPCA registration requirements and prohibits new

feedlots in shoreland areas (consistent with shoreland rules).

Keeping Backyard Chickens Sec. 125-95(f)

Number of Chickens Allowed and Minimum Lot Size. Based on other cities in the region, staff recommend regulating the number of chickens allowed based on lot size. As modified by the Planning Commission, the smallest eligible lots may keep 6 hens, scaling to 20 hens on larger lots or, for parcels in the AG and R1 districts, the number of poultry permitted as livestock under Sec. 125-95(e).

Regarding minimum lot size, staff are currently recommending 0.20-acre minimum lot size, and this is based on results of the 2025 survey and early directions from City Council. The smallest single family detached lots in the city are 0.15 acres. Setting the minimum at 0.20 acres will exclude roughly 300 single family homes from being able to keep chickens. Staff do not recommend setting the minimum lot size more than 0.20 acres, such as 0.25 acres, as that would exclude nearly 730 single family detached homes, roughly 17% of all single-family detached homes in the city.

Lot Size (Acres)	# Of Chickens Allowed
Less than 0.20	Chickens not allowed
0.20 to less than 0.50	6
0.50 to less than 2.0	10
2.0 to less than 3.0	20
Lots of 3 acres or more: 20 hens; or, for parcels in the AG and R1 districts, the number of poultry permitted as livestock under Sec. 125-95(e).	

Chicken Coops and Runs. To ensure health of birds, and prevent nuisance conditions, staff have drafted specific language and regulations regarding the coops that the chickens will be housed in, and the run area that they will be confined in.

- Coops must be constructed with durable materials and must be winterized to protect the chickens. Size requirements to prevent overcrowding of the birds are also included.
- Run areas must be enclosed on all sides, including from above with a roof or mesh, or hardware cloth to prevent predators and wild birds from entering, as well as confining the chickens so they cannot run loose.
- The coop is subject to the maximum accessory structure heights of Sec. 125-84(a). A coop with a footprint of 200 sq. ft or less does not require a building permit and does not count toward the number of permitted accessory structures; a larger coop must meet the accessory structure and building permit requirements of Sec. 125-84(a) and Chapter 105. A run covered only by mesh or netting is treated as a fence for those purposes, while a solid-roofed run counts as part of the coop footprint.

Prevention of Nuisance Conditions. To prevent chickens from becoming a nuisance to other residents, the ordinance includes the following:

- Only hens are allowed. Roosters and crowing hens are prohibited unless kept as livestock in the AG and R1 districts under Sec. 125-95(e).
- Chicks under 8 weeks of age, or unable to survive outdoors without supplemental heat, may be kept indoors and do not count toward the maximum. Staff recommend the 8-week age based on feedback received following the public hearing that chicks feather between 4 and 8 weeks depending on breed, and because a single age standard is more practical to administer.
- Chicken coops and run areas must be in the rear yard only.
- Residents must keep chickens confined in the run or coop area from sunset to sunrise. During the day, chickens may range only within a fully fenced rear yard.
- Chicken coops and run areas must be set back 10' from any property line and 30' from any dwelling on a neighboring property. The Planning Commission clarified that the 30-foot setback is measured to a neighboring dwelling rather than to any residential structure, so detached garages and sheds on neighboring lots do not control coop placement.
- Coops and runs may not be located in drainage and utility easements, regulated wetlands or wetland buffers, or shore or bluff impact zones.
- Chicken coops and run areas must be screened from view of adjacent properties if within 30’ of side or rear lot lines.
- Coops and run areas must be kept sanitary and clean to prevent smells.
- Any feces, discarded feed, and bedding must be regularly collected and stored in a leakproof container until it can be disposed of.
- All feed for chickens must be kept in a secure, rodent proof container.
- Slaughter of chickens is not allowed on lots less than 1.0 acre. On larger lots, slaughter may not occur outdoors within view of public right-of-way or adjacent property.
- This ordinance does not allow the breeding of chickens for commercial purposes. Egg sales must comply with City code and Minnesota Department of Agriculture requirements.

If violations or nuisance conditions occur, the City Council may, after written notice and an opportunity to be heard, revoke the backyard chicken license and prohibit the keeping of chickens on the property. Keeping chickens after a revocation is itself a violation.
<u>This ordinance does not override private covenants or homeowners association rules that prohibit or further restrict chickens.</u>

Backyard Chicken License:
The Planning Commission recommended that the ordinance include a registration or permit requirement. Staff recommends a backyard chicken license, which provides the cleanest legal path for revocation where a flock becomes a persistent problem. The

license is issued by the Zoning Administrator upon a demonstration of compliance with the ordinance standards; issuance is not discretionary, and a written denial may be appealed to the City Council. The license is specific to the property, is not transferable, and does not expire or require annual renewal, which is designed to limit any strains on staff capacity to administer. Any license fee would be established through the City's fee schedule under Sec. 125-13. Where screening is required under Sec. 125-95(f)(8), it may be met with a 6-foot privacy fence, which does not require a fence permit under Ord. 2026-04, or with landscaping of equivalent opacity.

- Staff research found that roughly half of cities examined that allow chickens have a permit process, and cities without one reported chickens running loose as the most common issue.
- The license application, which will be available in the City's new iMS permitting software, collects the information needed to demonstrate compliance, including the coop and run location, so staff can identify siting problems before construction rather than after a complaint.
- Because the license requires the iMS application process and any fee must be adopted in the fee schedule, the ordinance carries an effective date of January 1, 2027, aligning with the iMS go-live and the annual fee schedule update.

Staff Recommendation
The Planning Commission held the required public hearing on August 3, 2026, and recommended approval with the modifications described in this report.

Staff recommend the City Council adopt Ordinance 2026-14 as recommended by the Planning Commission and revised by staff, and approve the resolution authorizing summary publication of the ordinance, which requires a four-fifths vote.

Financial Impact: Not applicable. **Source Fund**: Not applicable.

Budgeted? N/A

Supporting Documentation
A. Ordinance No. 2026-14 Amending City Code 125_84(c)(4) Backyard Chickens
B. Resolution No. 2026-64 Summary Publication of Ordinance 2026-14
C. Backyard Chickens Handout
D. Backyard Chickens Survey Summary Results

CITY OF ROGERS

ORDINANCE NO. 2026-14

AN ORDINANCE AMENDING CHAPTER 125 OF THE CITY OF ROGERS CITY CODE TO ESTABLISH SEC. 125-95 KEEPING OF ANIMALS, TO PERMIT THE KEEPING OF BACKYARD CHICKENS, TO CLARIFY FEEDLOT REQUIREMENTS, RENUMBER TABLES IN SEC. 125-86 AND 125-90, AND TO AMEND RELATED PROVISIONS OF CHAPTER 10 AND SEC. 125-102

[Drafter's note: Underlined text is new. ~~Struck text~~ is deleted. Plain type in Section 4 is existing code text relocated from Sec. 125-84(c) and (d) without substantive change. Draft of July 14, 2026; staff revision July 29, 2026]

THE CITY COUNCIL OF THE CITY OF ROGERS, MINNESOTA, HEREBY ORDAINS:

SECTION 1. Section 10-21 of the Rogers City Code, Restrictions on Keeping Certain Animals, subsection (a), is hereby amended to read as follows:

(a) Chickens and other domestic fowl except as ~~defined in City Code Chapter 125 Zoning Regulations~~permitted by City Code Sec. 125-95. Keeping of Animals.

SECTION 2. Section 125-86, Table 25 and Table 26 shall be renumbered Table 23 and Table 24 respectively and Section 125-90 Table 27 shall be renumbered Table 25.

(a) In Sec. 125-86, the caption *Table 25. Off-Street Parking Requirements* is renumbered Table 23. Off-Street Parking Requirements, and the four text references to Table 24. Off-Street Parking Requirements, located in Sec. 125-86(b)(2), (d)(1), (d)(3), and (d)(5), are amended to read Table 23.

(b) In Sec. 125-86, the caption *Table 26. Parking Space Standards* is renumbered Table 24. Parking Space Standards, and the text reference to Table 25. Parking Space Standards in Sec. 125-86(b)(2) is amended to read Table 24.

(c) In Sec. 125-90, the caption *Table 27. Planting Size Requirements* is renumbered Table 25. Planting Size Requirements, and the text reference to Table 26. Planting Size Requirements in Sec. 125-90(a)(4)a. is amended to read Table 25.

(d) *Table 24. Livestock Units* is renumbered Table 26. Livestock Units by the reenactment in Section 4 of this ordinance, and the text reference to Table 23. Livestock Units is amended therein. The new table of backyard chicken allowances established by Section 4 is numbered Table 27.

SECTION 3. Subsections (c) and (d) of Sec. 125-84. Accessory Use Standards of the Rogers City Code are hereby repealed and reserved. The provisions formerly codified at Sec. 125-84(c) and (d) are relocated to Sec. 125-95, as amended and reenacted by Section 4 of this ordinance:

(c) ~~Animal and farming operations, except livestock.~~ Reserved.

(d) ~~Livestock and livestock operations.~~ Reserved.

SECTION 4. Article 125-V. Performance Standards and Regulations of the Rogers City Code is hereby amended to add Sec. 125-95, to read as follows:

Sec. 125-95. Keeping of Animals

(a) *Purpose.* This Section consolidates the standards governing the keeping of animals within the City. Its purpose is to provide for the keeping of farm animals, livestock, and chickens in a manner that protects the public health, safety, and general welfare, prevents nuisance conditions, and maintains compatibility between animal keeping and neighboring land uses.

(b) *Applicability.* Domestic pets are regulated under Chapter 10 of the City Code. Kennels, farm animals, livestock, livestock operations, feedlots, and chickens are subject to this Section. Except as expressly provided in subsection (f), where this Section conflicts with any other provision of the City Code, the more restrictive provision shall govern in accordance with Sec. 125-10.

(c) *Animal and farming operations, except livestock.* All farms in existence upon the effective date of the ordinance from which this Chapter is derived shall be a permitted use where the operator can conduct a farming operation. However, all regulations contained herein shall apply to all changes of the farming operation which will cause all or part of the area to become more intensively used or more urban in character. Setback and other regulations shall apply to farming operations just as they do to urban development. The governing body may require any farm operation to secure a Conditional Use Permit (CUP) to expand or intensify said operations in the event of the following:

(1) *Agriculture.*

a. The following shall apply to all lots used for agricultural purposes:

1. Lots must be larger than 10 acres to be used for agricultural purposes.

2. Farming operations shall not be so intensive as to constitute an industrial type use, consisting of the compounding, processing, and packaging of products for wholesale or retail trade as such operations may tend to become a permanent industrial type operation that cannot be terminated as can a normal farming operation.

(d) *Kennels.*

(1) *Kennels, commercial.* Commercial kennels must comply with all of the following standards:

a. The person who operates the kennel must be licensed by the State of Minnesota.

b. The minimum lot area required for commercial kennels is 2 acres.

c. The confinement, or care of animals shall be within an enclosed structure and shall be setback a minimum of 100 feet from any property line and 50 feet from any water supply well.

d. Breeding shall be prohibited.

e. Every commercial kennel facility, or portion thereof, where the public is served shall be provided sanitary facilities in accordance with the regulations of the Uniform Building Code of Minnesota and Hennepin County SSTS regulations.

f. Kennels may contain retail, services, and boarding.

(2) *Kennels, residential.* A residential kennel license shall be required by the City for a residential kennel in all districts where permitted. The City Council shall take into consideration the kind and number of animals kept or to be kept on the premises, the facilities being maintained for the care and keeping of the animals, the effect of the animals on neighboring properties, and the general health and welfare of the City.

(e) *Livestock and livestock operations.*

(1) *Permitted areas.*

a. Livestock and Livestock Operations shall be permitted in the AG and R1 zoning districts.

(2) *Discontinuance.*

a. Active agriculture and livestock uses that exist at the time of adoption of this Chapter shall be allowed to continue.

b. In zoning districts where livestock and livestock operations are not a permitted use, the use will be considered discontinued after a cessation lasting 1 year or longer. After such time, the City may prevent and prohibit resumption of a livestock use, regardless of intent.

(3) *Required setbacks.*

a. The following shall be the minimum setback requirements for feedlots<u>, as defined in Sec. 125-102. Feedlot setbacks apply only to feedlots and shall not apply to pastures</u>:

1. County parks: 300 feet.

2. DNR protected water course or lake: 300 feet.

3. Wetlands: 75 feet.

4. Private well: 100 feet.

<u>5. Dwelling on an adjacent property: 100 feet.</u>

(4) Livestock at a maximum density of three acres for the first animal unit and one additional acre for each additional animal unit.

(5) The equivalents in Table 26. Livestock Units shall apply when determining animal units.

TABLE 26. LIVESTOCK UNITS

Animal Type	Animal Units	Animal Type	Animal Units
one mature dairy cow	1.4	one goat or sheep	0.1
one slaughter steer or heifer	1.0	one swine under 55 pounds	0.05
one horse	1.0	one turkey	0.018
one swine over 55 pounds	0.4	one chicken	~~0.01~~ 0.02
one goose or duck	~~0.02~~ 0.04	one llama	0.5

For animals not listed above, the number of animal units shall be defined as the average weight of the animal divided by 1,000 pounds.

The animal unit equivalents in Table 26 are established for local zoning density purposes only and do not alter the calculation of animal units under Minn. Stat. Sec. 116.06, subd. 4a for purposes of Minnesota Pollution Control Agency feedlot regulation.

(6) Livestock shall be kept only in densities as allowed in the zoning district in which a parcel is located. The keeping of livestock in greater density than allowed as stated above and/or as allowed in the zoning district shall require a IUP. To obtain such permit, the applicant must demonstrate that facilities are present and appropriate practices are being employed to preclude surface or groundwater contamination, excessive manure accumulation, odor, noise and other nuisances.

(7) The construction of an earthen waste storage basin is permitted provided:

a. The structure shall not be used for the storage of animal manure for a period in excess of 12 months or the time period for which it was designed.

b. The design of the structure shall be prepared and designed by a registered professional engineer or staff from the Hennepin County Soil and Water Conservation District qualified in the design of earthen structures or prepared by other professionals specializing in the design of such structures and with the proper training for such design and signed by a registered professional engineer.

(8) *Pastures.* Livestock may graze within shoreland and bluff impact zones provided permanent vegetation is maintained or a conservation plan has been submitted to the Zoning Administrator that is consistent with the technical guides of the Hennepin County Soil and Water Conservation District.

(9) *Feedlot compliance.* All feedlots shall comply with Minnesota Rules Chapter 7020 and all applicable requirements of the Minnesota Pollution Control Agency, including registration and permitting where required by state rule. State registration thresholds apply to feedlots with a capacity of 50 or more animal units, or 10 or more animal units within

shoreland areas, as calculated under state law. New animal feedlots are not allowed in shoreland areas. Modifications or expansions of existing feedlots within shoreland areas are subject to Sec. 125-100.

(10) *Backyard chickens excluded.* The keeping of chickens in compliance with subsection (f) of this Section shall not constitute a livestock operation or a feedlot.

(f) *Backyard Chickens*

(1) *Allowance.* Chickens may be kept as an accessory use to a single-family detached dwelling on a lot with an area of at least 0.20 acres, in any zoning district, including within a Planned Unit Development established under Sec. 125-29 unless the PUD Master Development Agreement expressly provides otherwise, subject to compliance with the standards of this subsection.

(2) *License required.* Prior to keeping chickens on a property, the owner or occupant shall obtain a backyard chicken license from the Community Development Department. Application shall be made on a form prescribed by the Zoning Administrator and shall include the information reasonably necessary to demonstrate compliance with this subsection, including the name and contact information of the keeper, the property address, property ownership consent (if applicable), the number of hens, and the location and size of the coop and run on the lot, together with any fee established under Sec. 125-13. The Zoning Administrator shall issue the license upon determining that the application demonstrates compliance with this subsection, and shall deny the application in writing, stating the reasons, if it does not. A denial may be appealed to the City Council sitting as the Board of Adjustments and Appeals under Sec. 101-3. A license applies only to the property and applicant for which it is issued. It is not transferable to different properties or owners and remains valid for as long as chickens are continuously kept on the property, unless revoked under item (13) of this subsection. Keeping chickens without a valid license is a violation of this subsection.

(3) *Hens only; roosters.* Only hens may be kept under this subsection. Roosters or crowing hens are prohibited except where kept as livestock in compliance with subsection (e). Chicks under the age of 8 weeks, or chicks unable to survive outdoors without supplemental heat, may be kept entirely within a dwelling or garage and shall not count towards the maximum number of hens. All other chickens shall not be kept within a dwelling or garage. The keeping of turkeys, waterfowl, peafowl, and guinea fowl is not authorized by this subsection.

(4) *Number of hens.* The number of hens kept on a lot shall not exceed the maximum set out in Table 27. Backyard Chicken Allowances.

TABLE 27. BACKYARD CHICKEN ALLOWANCES

Lot Area (Acres)	**Maximum Number of Hens**
Less than 0.20	Not allowed
0.20 to less than 0.50	6
0.50 to less than 2.0	10
2.0 to less than 3.0	20
3.0 or more	20; or, for parcels in the AG and R1 zoning districts, the number of poultry permitted as livestock under subsection 125-95(e)

(5) *Coop and run required.*

a. Hens shall be protected from the weather and from predators in a coop of adequate size for the number of birds, with access to an outdoor run. One chicken coop and one attached or adjacent chicken run are permitted per lot.

b. The coop shall have a minimum interior floor area of 4 square feet per hen and the run shall have a minimum area of 10 square feet per hen.

c. The coop shall be constructed of durable materials, shall be winterized to protect hens from extreme temperatures, and shall be resistant to rodents and predators. The coop shall include ventilation, insulation, and at least one window sufficient to maintain sanitary conditions. Any heating element shall comply with the Minnesota Electrical Code.

d. The run shall be completely enclosed, including from above, by solid roofing or by mesh, wire, hardware cloth, or netting with openings no larger than 1 inch, sufficient to contain hens and to exclude predators and wild birds, and shall be securable.

e. The coop floor shall be elevated at least 12 inches but not more than 24 inches above grade, unless the coop is constructed on a concrete slab or other rodent-resistant permanent foundation.

(6) *Coops and runs; accessory structure and building standards.*

a. The height of the coop shall not exceed the maximum height for accessory structures in the applicable zoning district under Sec. 125-84(a). A run enclosed from above only by mesh, wire, hardware cloth, or netting shall not exceed 6 feet in height.

b. A coop with a footprint of 200 square feet or less shall not require a building permit under Chapter 105 and shall not count toward the number of permitted accessory

structures under Sec. 125-84(a), provided the setback and location requirements of this subsection are met.

c. A coop with a footprint exceeding 200 square feet shall comply with the building permit and accessory structure requirements of Sec. 125-84(a) and Chapter 105.

d. In all cases, the coop shall comply with the maximum accessory structure size and coverage limits of the applicable zoning district under Sec. 125-84(a). A run enclosed from above only by mesh, wire, hardware cloth, or netting shall be treated as a fence for purposes of those limits. A run covered by solid roofing shall be treated as part of the coop for purposes of this item (6), and its footprint shall be included in the coop's footprint. Nothing in this paragraph exempts a coop or run from applicable lot coverage or impervious surface limits.

(7) *Confinement.* Hens shall be confined to the coop from sunset to sunrise. During daylight hours, hens must be provided with access to the run area. Hens may range outside the coop or run only within a fully fenced rear yard on the premises.

(8) *Location and screening.* Coops and runs shall be located in the rear yard only. Coops and runs shall be set back a minimum of 10 feet from any property line and a minimum of 30 feet from any dwelling on a neighboring property, and shall not be located within any drainage or utility easement, any wetland or wetland buffer regulated under Chapter 109, or any shore or bluff impact zone regulated under Sec. 125-100. Where any portion of a coop or run is located within 30 feet of a side or rear lot line, the coop and run shall be screened from view of the adjacent property by a privacy fence at least 6 feet in height or by landscaping of equivalent opacity.

(9) *Sanitation.* Coops, runs, and the premises shall be maintained in a clean and sanitary condition that does not create a nuisance to surrounding properties. All feces, discarded feed, and soiled bedding material shall be regularly collected and stored in leak-proof containers until properly disposed of. Feed shall be stored in leak-proof, rodent-resistant containers.

(10) *Slaughter.* The slaughter of chickens is prohibited on lots less than 1 acre. On lots of 1 acre or more, slaughter shall not be conducted outdoors within view of any public right-of-way or adjacent property.

(11) *Breeding and sales.* The breeding of chickens for commercial purposes is prohibited. The sale of eggs shall comply with the City Code and the requirements of the Minnesota Department of Agriculture.

(12) *Disease control.* Chickens shall be kept in compliance with applicable requirements of the Minnesota Board of Animal Health, including disease reporting, testing, and control orders.

(13) *Enforcement; revocation; abatement.* The keeping of chickens in violation of this subsection is declared a public nuisance under Sec. 10-21 and may result in enforcement action. The City Council may, after written notice to the owner and keeper and an opportunity to be heard, revoke a license and prohibit the keeping of chickens on a property upon finding that (i) any provision of this subsection has been violated, (ii) the chickens have become a public nuisance or a hazard to public health or safety, or (iii) the license was obtained through misrepresentation of a material fact. The revocation or prohibition is effective upon service of the written decision, and the keeping of chickens on the property thereafter is a separate violation of this subsection. Nothing in this subsection shall be construed to prohibit or constrain any action allowed by law to prevent the spread of disease or imminent damage to persons or property.

SECTION 5. Table 4. Permitted Uses of Rogers City Code, under D. Agricultural, is hereby amended to update the section references for the following uses and to add the use Animals, Backyard Chickens, as follows. The permitted use designations for Agriculture, Livestock Operation, Animals, Farm & Domestic, and Animals, Kennel are unchanged.

D. AGRICULTURAL													
Agriculture Production & Livestock													
Agriculture, Community Garden							P						
Agriculture, Crop Production	P	P	P										
Agriculture, Livestock Operation – See Sec. 125-95(e)	P	P											
Animals, Farm & Domestic – See Sec. 125-95(c)	A	A											
Animals, Backyard Chickens – See Sec. 125-95(f)	A	A	A	A	A	A	A	A	A	A	A	A	A
Animals, Kennel- See Sec. 125-95(d)	C	C										C	
Commercial Nursery &Sales	P	C									C	P	P
Equestrian Facilities	I	I											
Veterinary Clinic								P	P		P		
Farm Winery	P	P									P		

	AG	R1	R2	R3	R4	R5	OP	LC	RC	DT	ND	GI	SB

SECTION 6. Sec. 125-102. Definitions of the Rogers City Code is hereby amended as follows:

(a) The definition of *Feedlot* is amended as follows:

Feedlot means a lot, building, or combination of lots and buildings which are intended for the confined breeding~~ rasidin~~, raising, or holding of animals and ~~specifcally~~specifically designed as a confinement area in which manure may accumulate or where there may be a concentration of animals. These areas are such that a vegetative cover cannot be maintained ~~with~~within the enclosures and feeding areas. The rearing of poultry (excluding poultry kept in compliance with Sec. 125-95(f) of this Code) shall be considered feedlots. Pastures ~~are~~shall not be considered animal feedlots.

(b) The definition of *Animal unit* is amended to read as follows:

Animal unit means a unit of measure used to regulate the number of animals allowed by acreage as identified in ~~D. Livestock and Livestock Operations~~Sec. 125-95(e). Livestock and Livestock Operations.

(c) The following definition is added under *Animals*:

Animals, farm means animals commonly kept for agricultural purposes or for the production of food or fiber, including but not limited to horses, cattle, sheep, goats, swine, poultry, rabbits, and bees, but excluding domestic pets.

(d) The following definitions are added in alphabetical order:

Chicken means a domesticated fowl of the species Gallus gallus.

Chicken coop means an enclosed accessory structure designed for the housing and shelter of chickens.

Chicken run means a fully enclosed outdoor area, attached or adjacent to a chicken coop, within which chickens are confined.

Hen means a female chicken.

Rooster means a male chicken, including a cockerel.

SECTION 7. Transition.

(a) Continuation. The provisions relocated from Sec. 125-84(c) and (d) to Sec. 125-95 by this ordinance are a continuation of prior law and not new enactments. The lawful status of agriculture, kennel, and livestock uses established under the prior provisions is not affected by the relocation.

(b) Nonconformities. A livestock operation or keeping of animals lawfully established before the effective date of this ordinance that does not conform to Sec. 125-95 as amended, including the animal unit equivalents of Table 26, may continue as lawful nonconforming use in accordance with Sec. 125-41 and Minn. Stat. Sec. 462.357, subd. 1e, but shall not be expanded or intensified except in conformance with this ordinance.

(c) Chickens; compliance period. Any keeping of chickens in existence on the effective date of this ordinance that was not lawfully established shall be brought into compliance with Sec. 125-95(f) within 90 days of the effective date.

(d) Pending enforcement. Nothing in this ordinance affects any enforcement action or violation existing on the effective date, except as provided in paragraph (c) of this Section.

SECTION 8. This Ordinance shall take effect and be in force on January 1, 2027, following its passage and publication in accordance with applicable law.

ADOPTED by the City Council of the City of Rogers, Minnesota this ___ day of _____, 2026.

Motion by: _____ Seconded by: _____

_____

Mayor

ATTEST:

_____

City Clerk

RESOLUTION 2026-64
A RESOLUTION AUTHORIZING
SUMMARY PUBLICATION OF ORDINANCE NO. 2026-14

WHEREAS, the City Council of the City of Rogers adopted Ordinance No. 2026-14 titled "AN ORDINANCE AMENDING CHAPTER 125 OF THE CITY OF ROGERS CITY CODE TO ESTABLISH SEC. 125-95 KEEPING OF ANIMALS, TO PERMIT THE KEEPING OF BACKYARD CHICKENS, TO CLARIFY FEEDLOT REQUIREMENTS, RENUMBER TABLES IN SEC. 125-86 AND 125-90, AND TO AMEND RELATED PROVISIONS OF CHAPTER 10 AND SEC. 125-102", and

WHEREAS, in the case of lengthy ordinances or those containing charts or maps, Minnesota state law allows the City Council to approve, by a four-fifths vote, the publication of an Ordinance by title and summary only; and

WHEREAS, the expense to publish the complete text of Ordinance No. 2026-14 is not justified; and

WHEREAS, the following summary clearly informs the public of the intent and effect of the ordinance.

NOW THEREFORE, IT IS HEREBY RESOLVED, by the City Council of the City of Rogers, Hennepin County, Minnesota, that the following summary is hereby approved for official publication:

Summary of Ordinance 2026-14

AN ORDINANCE AMENDING CHAPTER 125 OF THE CITY OF ROGERS CITY CODE TO ESTABLISH SEC. 125-95 KEEPING OF ANIMALS, TO PERMIT THE KEEPING OF BACKYARD CHICKENS, TO CLARIFY FEEDLOT REQUIREMENTS, RENUMBER TABLES IN SEC. 125-86 AND 125-90, AND TO AMEND RELATED PROVISIONS OF CHAPTER 10 AND SEC. 125-102

On the 13th day of August, 2026, the Rogers City Council passed Ordinance No. 2026-14, An Ordinance Amending Chapter 125 of the City of Rogers City Code to Establish Sec. 125-95 Keeping of Animals, to Permit the Keeping of Backyard Chickens, to Clarify Feedlot Requirements, Renumber Tables in Sec. 125-86 and 125-90, and to Amend Related Provisions of Chapter 10 and Sec. 125-102. The ordinance allows the keeping of backyard chickens as an accessory use to a single-family detached dwelling on lots of at least 0.20 acres in any zoning district, subject to a backyard chicken license issued by the Zoning Administrator and to performance standards addressing the number of hens allowed by lot size, coop and run construction and enclosure, setbacks, screening, sanitation, confinement, slaughter, breeding, and

disease control. Roosters are prohibited except where kept as livestock. The ordinance consolidates the City's animal keeping regulations by relocating the agriculture, kennel, and livestock provisions of Sec. 125-84(c) and (d) into a new Sec. 125-95, amends the definition of feedlot and related definitions in Sec. 125-102, adjusts animal unit equivalents for poultry and waterfowl, adds a feedlot setback from dwellings on adjacent property, renumbers certain tables in Chapter 125, amends Table 4. Permitted Uses, and amends Sec. 10-21 regarding restrictions on keeping certain animals. Enforcement provisions allow the City Council, after notice and an opportunity to be heard, to revoke a license and prohibit the keeping of chickens. The ordinance is effective January 1, 2027.

The full text of the Ordinance may be reviewed at City Hall, located at 22350 South Diamond Lake Road, Rogers, MN 55374. The ordinance can also be viewed online at our website http://rogersmn.gov.

Moved by Councilmember _____, seconded by Councilmember _____;

The following voted in favor of said resolution:

The following voted against the same:

The following abstained:

Whereupon said resolution was declared duly passed and adopted, and was signed by the Mayor, and attested by the City Clerk dated this ___ day of _____, 2026.

_____
Shannon Klick, Mayor

ATTEST:

_____
Stacie Brown, City Clerk

23350 S. Diamond Lake Rd.
Phone: 763-428-2253
www.rogersmn.gov

Raising Backyard Chickens:

Answers to commonly asked questions and other information regarding raising backyard chickens.

Do I need a license to keep chickens?

Yes, residents will need to obtain a license before they may keep backyard chickens. License applications will require the submission of a site plan showing where the coop and run area will be and that they meet setback requirements. Residents will also need to confirm they understand all rules and regulations found in Rogers City Code Section 125-95(f). City code is available at: www.rogersmn.gov/citycode
Registration Link: TBD

Who is allowed to keep chickens?

Residents of a single-family detached home on a lot of at least 0.20 acres may keep chickens. In HOA communities, check your HOA rules first.

How many chickens may I keep?

The number of chickens allowed is based on lot size (see below): Roosters are **NOT** allowed (except as livestock in AG or R1)

Lot Size (Acres)	# Of Chickens Allowed
Less than 0.20	Chickens not allowed
0.20 to less than 0.5	6
0.5 to less than 2	10
2 to less than 3	20
Lots of 3 acres or more: 20 hens; or AG and R1 parcels may instead keep poultry as livestock per 125-95(e).	

What are the requirements for the chicken coop and shelter?

- Chicken coops and run areas must be located in the rear yard, at least 10 ft from any property line and at least 30 ft from any neighboring residential dwelling. Any coop or run within 30 ft of a side or rear lot line must be screened from view with a 6-ft privacy fence or landscaping of similar opacity.
- Chicken coops should be constructed with quality materials and include ventilation, window(s) and insulation to protect the birds from weather and predators.
- Chickens must be provided with access to an outdoor run. Runs must be fully enclosed, including from above to prevent intrusion from predators. Coops over 200 sq ft require a building permit.

May I keep my chickens in my home or garage?

No, chickens over eight (8) weeks old may not be kept inside a home or garage. Younger chicks (under 8 weeks or who need supplemental heat) may be kept indoors or in a garage, and do not count toward the maximum number of chickens allowed.

Keeping Chickens and being a good neighbor:

Residents who keep chickens should follow these guidelines to promote the health of the chickens and to prevent nuisance conditions:

- Keep the coop and run area clean and sanitary. Regular cleanings and changing of straw and hay will keep your birds healthier and reduce objectionable odors.
- Regularly collect manure and discarded feed and store it in a leak-proof container until it can be disposed of.
- Keep all feed secured in a container to prevent attracting other animals.
- Never let your chickens run onto a neighbor's property, street, lake or public pond. Keep them secured on your property.
- Put your chickens away in their coop from sundown to sunrise. This reduces noise and keeps your chickens safe from predators overnight.

Things to Remember:

- Roosters or crowing hens are **not allowed** except as livestock in the AG or R1 districts. Keep this in mind when buying chicks, as they grow up, you will need to rehome any roosters not initially identified.
- The slaughter of chickens is not allowed on lots less than 1 acre and must not be conducted outdoors within view of public right of way or adjacent properties.
- The sale of eggs must comply with city code and Minnesota Department of Agriculture requirements.
- Coops and runs must be maintained in good repair and kept clean and sanitary to prevent pests and objectionable odors.
- Use common courtesy with respect to your neighbors.
- Take good care of your chickens in a humane manner.

Resources:

- University of Minnesota has information on chickens and how to care for them found at: https://extension.umn.edu/small-scale-poultry/raising-chickens-eggs
- Information on chicken coop design from Oregon State University found at: https://extension.oregonstate.edu/catalog/ec-1644-living-land-backyard-chicken-coop-design
- Find your lot size through Hennepin County's GIS website at: https://gis.hennepin.us/property/
- Rogers City Code Sec. 125-95(f) Backyard Chickens at: www.rogersmn.gov/citycode
- Questions/Concerns? Contact Rogers City Hall by phone or email: *763-428-2253* I *info@rogersmn.gov*

CHICKEN SURVEY SUMMARY

A virtual survey was available for individuals to provide feedback on their views on potential amendments to the City Code as it pertains to the keeping of other chickens within the city. In total, there were 556 responses received. The below information is a summary of the responses received:

1. Are you in support or against allowing for residential keeping of chickens?

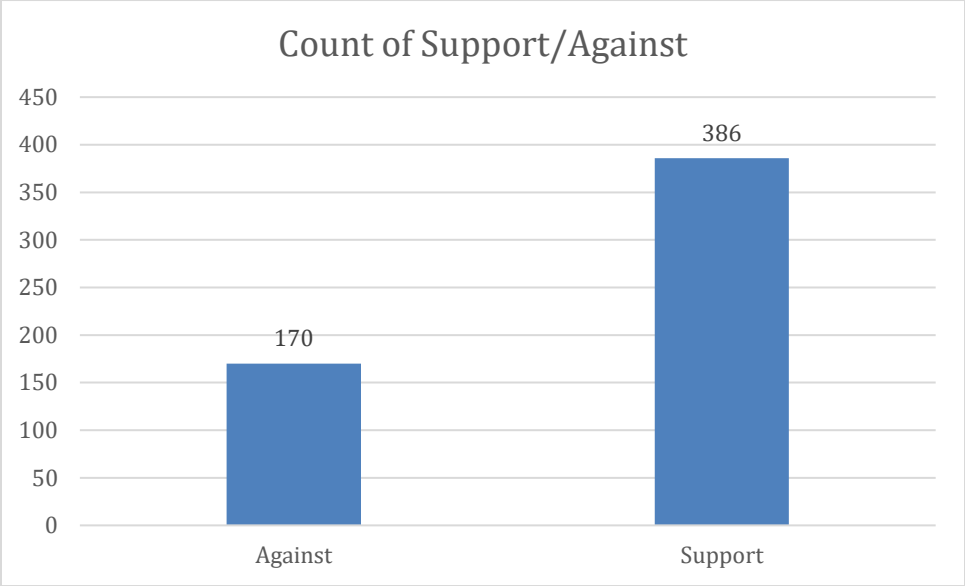

2. Should there be a minimum lot size requirement?

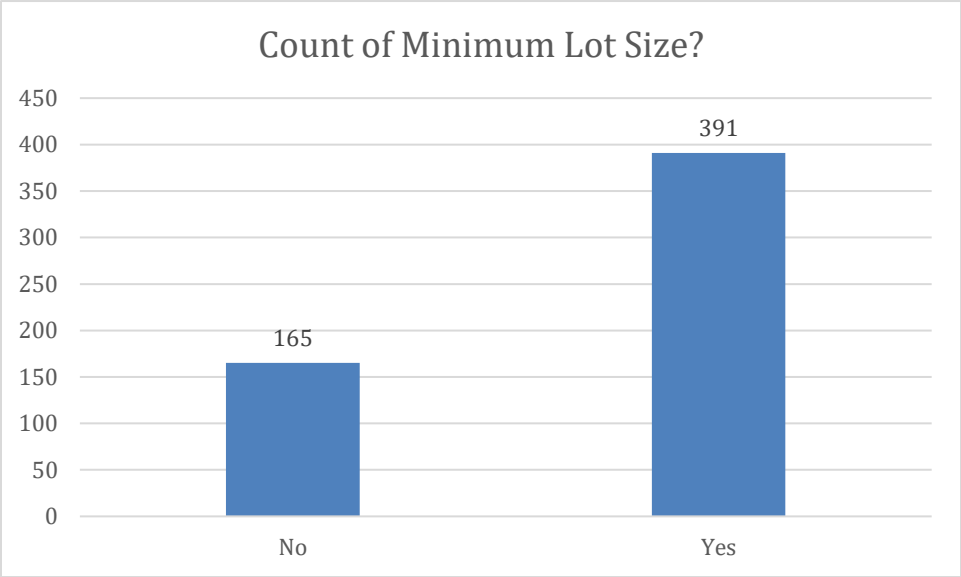

3. If so, what should be the minimum size in acres?

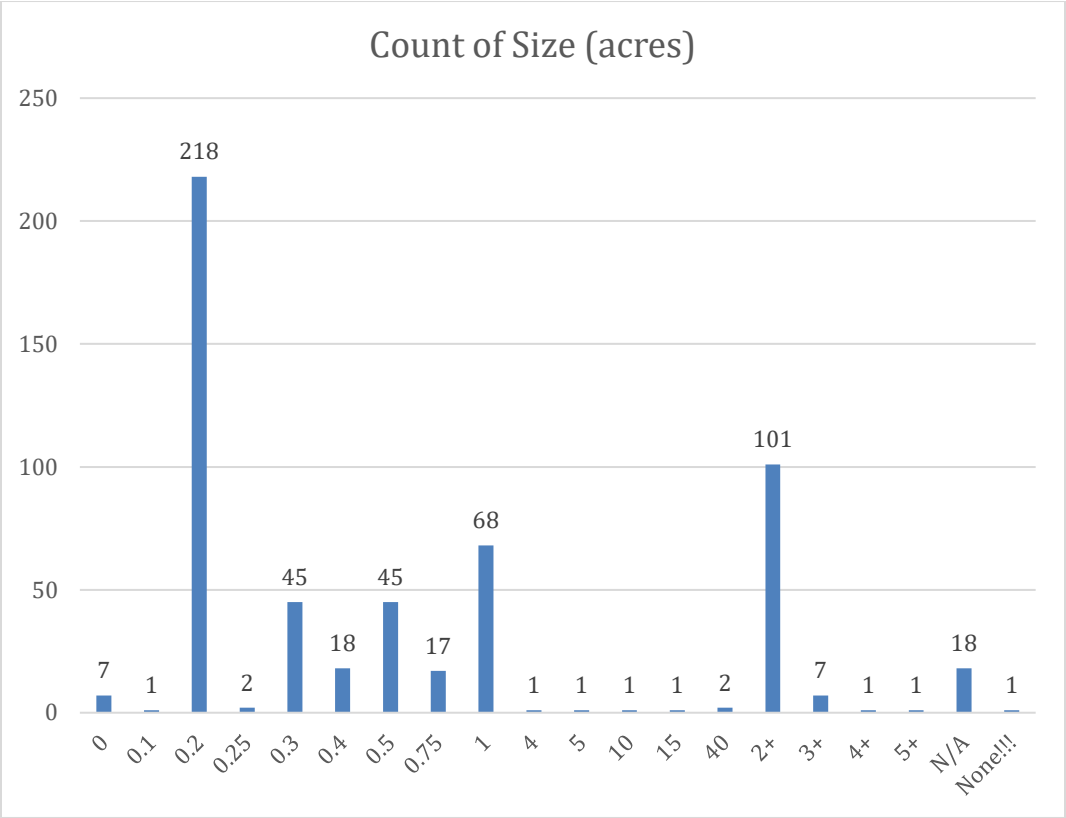

4. Should roosters be allowed or hens only?

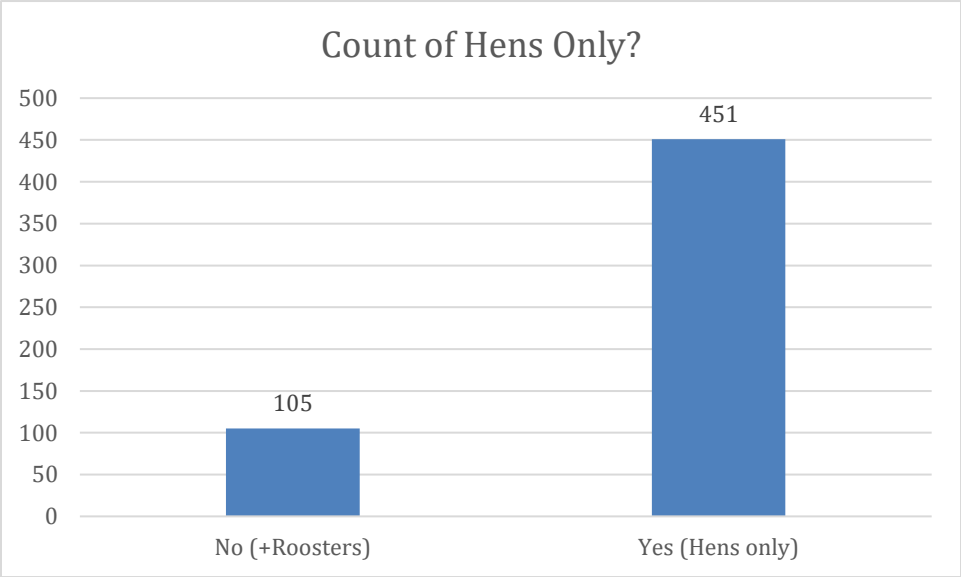

5. What should the maximum number of birds be? For the purposes of this summary, those who commented 'as many as people want' are shown as 20+.

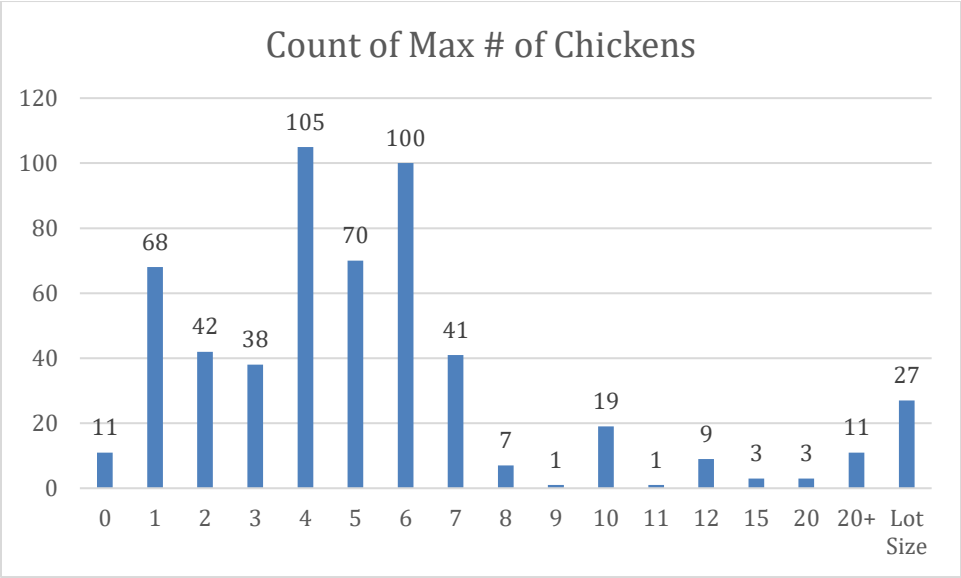

6. Do you support allowing for other birds – e.g. ducks and pigeons?

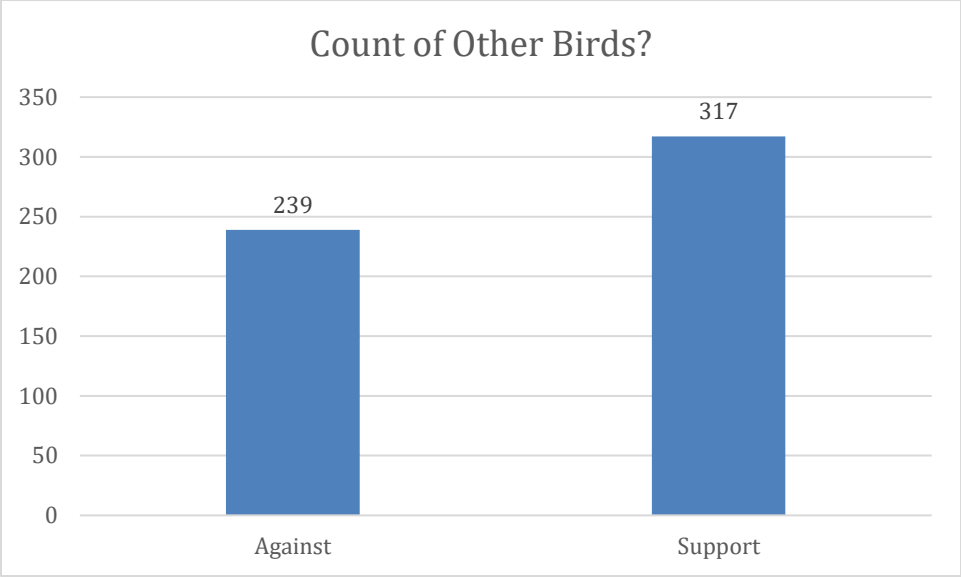

7. Should there be defined fencing and corral requirements?

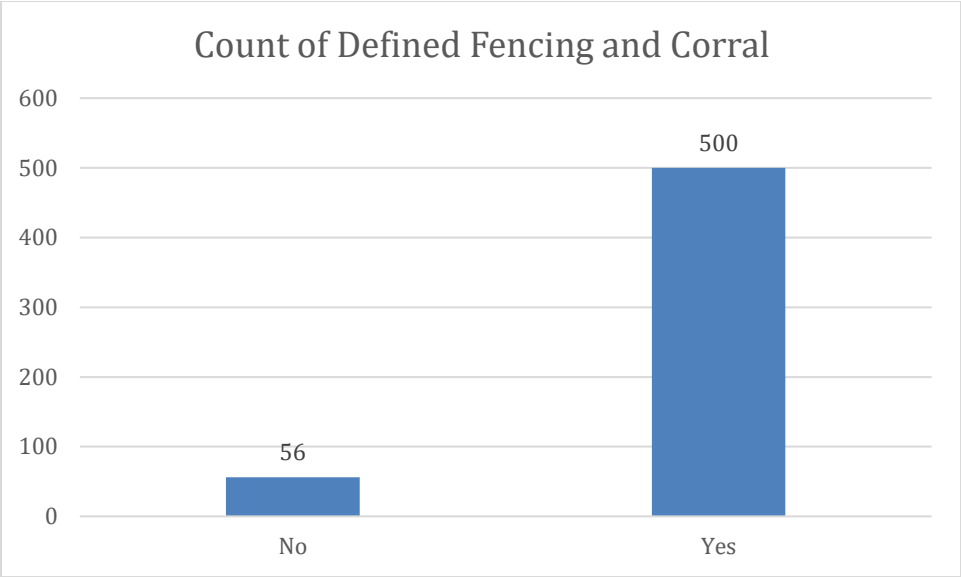

8. General themes for the comments received:

   Those in favor of allowing residential keeping of chickens often commented on the benefits of being able to get their own eggs, that chickens eat ticks and other insects, the responsibility component for children, and some generally against government restrictions on this item.

   Those against the keeping of chickens commented on the issues with odors and noise, city's ability or desire to enforce violations of the code, concerns with people being adequately trained to care for the birds, and that animals associated with farms should be left to farms and large properties only.

STAFF REPORT **Meeting Date**: August 13, 2026

ROGERS CITY COUNCIL **Agenda Item**: 9.1

Subject: Second Quarter 2026 Financial Reports
Prepared By: Matthew Rathlisberger, Assistant Finance Director

---

Recommended Council Action
No action required.

Overview / Background / Analysis
Please find the attached Second Quarter 2026 Financial Reports. The information is unaudited.

Staff Recommendation
No action required.

Financial Impact: N/A **Source Fund**: N/A

Budgeted? N/A

Supporting Documentation
A. Q2 Financial Reports

City of Rogers, Minnesota
Financial Reports
For the Quarter-Ended June 30, 2026

Table of Contents

Description	Page Number
Cash Balances	
Cash Balances Report	1
Cash Balances - Chart and Graph	4
Brokered Investments	
Brokered Investments Report	5
Brokered Investments - Chart and Graph	9
Financial Reports for Budgeted Funds	
General Fund Financial Report	12
Economic Development Authority (EDA) Financial Report	13
Rink 1 (Formally Rogers Activity Center (RAC)) Financial Report	14
HealthPartners Fieldhouse Financial Report	15
Water Utility Fund Financial Report	16
Sewer Utility Fund Financial Report	17
Storm Sewer Utility Fund Financial Report	18
Liquor Fund Financial Report	19

Finance Department

Position	Name
Finance Director	Bridget Bruska
Assistant Finance Director	Matthew Rathlisberger
Accountant	Lee-Ann Pettis
Accounting Clerk I - Payroll	Andrea Poythress
Accounting Clerk I - Utility Billing	Heather Parker
Accounting Clerk I - Cash Receipts/Accounts Payable	Amy Solum

City of Rogers, Minnesota
Cash Balances
For the Quarter-Ended June 30, 2026

Account Number	Description	Beginning Balance	Debits	Credits	Ending Balance
General Fund					
100-000-0000-10100-0000	Cash & Investments	10,348,061.58	9,268,004.81	5,907,138.16	13,708,928.23
100-000-0000-10100-4002	Cash & Invest-Warning Siren Fee	175,189.00	7,200.00	0.00	182,389.00
100-000-0000-10100-4006	Cash&Invest-PublBldgEnergyCons	24,479.60	0.00	0.00	24,479.60
100-000-0000-10100-4020	Cash & Investments - Rec Prog	750.00	0.00	0.00	750.00
Total General Fund		10,548,480.18	9,275,204.81	5,907,138.16	13,916,546.83
Revolving Loan					
200-000-0000-10100-0000	Cash & Investments	310,162.52	40,633.76	35,714.28	315,082.00
Tower & Billboard Leases					
201-000-0000-10100-0000	Cash & Investments	2,182,516.60	101,912.40	210.00	2,284,219.00
Police Forfeitures					
202-000-0000-10100-0000	Cash & Investments	29,922.19	469.45	0.00	30,391.64
Economic Development					
203-000-0000-10100-0000	Cash & Investments	254,362.21	105,587.19	136,637.71	223,311.69
Rink 1 (Formally Rogers Activity Center (RAC))					
205-000-0000-10100-0000	Cash & Investments	2,098,031.71	294,328.92	252,858.17	2,139,502.46
205-000-0000-10100-4018	Cash - RAC Sinking Fund	1,005,594.44	15192.53	64126.34	956,660.63
Total Rink 1 (Formally Rogers Activity Center (RAC))		3,103,626.15	309,521.45	316,984.51	3,096,163.09
2023 Public Safety Aid					
207-000-0000-10100-0000	Cash & Investments	153,316.17	2,454.54	9,575.32	146,195.39
Local Affordable Housing Aid					
208-000-0000-10100-5012	Cash & Investments	115,541.99	1,812.73	0.00	117,354.72
HealthPartners Fieldhouse					
209-000-0000-10100-0000	Cash & Investments	254,030.23	84,584.79	154,094.28	184,520.74
Fire Prevention & Education					
210-000-0000-10100-0000	Cash & Investments	4,539.96	1,649.01	981.78	5,207.19
2015A Abatement Bonds (2006 Refi)					
330-000-0000-10100-0000	Cash & Investments	108,714.22	1,681.63	10,700.00	99,695.85
2014A G.O. Bonds (CIP & EqCert)					
340-000-0000-10100-0000	Cash & Investments	145,826.94	2,238.30	22,113.75	125,951.49
2015A GO RD Ext&Int Bonds					
341-000-0000-10100-0000	Cash & Investments	121,661.55	186,747.09	0.00	308,408.64
2021A Street Reconstruction Bonds					
342-000-0000-10100-0000	Cash & Investments	441,573.85	7,224.73	0.00	448,798.58
2024A GO CIP Bonds					
343-000-0000-10100-0000	Cash & Investments	68,049.31	1,964.02	0.00	70,013.33
2024B GO Sales Tax Revenue Bonds					
344-000-0000-10100-0000	Cash & Investments	24,205.28	379.75	0.00	24,585.03

City of Rogers, Minnesota
Cash Balances
For the Quarter-Ended June 30, 2026

Account Number	Description	Beginning Balance	Debits	Credits	Ending Balance
Capital Improvement Projects					
400-000-0000-10100-0000	Cash & Investments	1,796,119.02	1,343,484.69	1,967,740.59	1,171,863.12
400-000-0000-10100-4005	Cash & Invest - IT Sinking Fund	159,168.28	2,169.27	180,874.69	-19,537.14
400-000-0000-10100-4010	Cash - Equipment Snkg Fund	2,013,624.36	31,591.59	0.00	2,045,215.95
400-000-0000-10100-4012	Cash - Gen Govt Bldgs Snkg Fund	634,672.98	9,877.23	11,913.00	632,637.21
400-000-0000-10100-4014	Cash - Facilities Cap Reserves	2,167,147.41	31,076.50	853,913.71	1,344,310.20
400-000-0000-10100-5009	Cash & Invest-UMD	0.00	0.00	0.00	0.00
Total Capital Improvement Projects		6,770,732.05	1,418,199.28	3,014,441.99	5,174,489.34
Pavement Mgmt Program (PMP)					
401-000-0000-10100-0000	Cash & Investments	4,225,821.12	430,788.33	10,144.75	4,646,464.70
Revolving Capital					
402-000-0000-10100-0000	Cash & Investments	2,455,351.19	395,501.01	373,314.67	2,477,537.53
402-000-0000-10100-4009	Cash - KinghornDev Trnsp&Util	15,000.00	0.00	0.00	15,000.00
402-000-0000-10100-4015	Cash Unpvd Streets Snkg Fund	1,369,829.97	21,491.15	0.00	1,391,321.12
402-000-0000-10100-4999	Cash&Inv-429 AssmtProjCloseout	1,558,838.80	24,456.46	5.33	1,583,289.93
402-000-0000-10100-5000	Cash & Inv-Trnsprtn Infrastruc	2,788,337.06	2504894.84	356702.26	4,936,529.64
Total Revolving Capital		8,187,357.02	2,946,343.46	730,022.26	10,403,678.22
Fire Department Capital Outlay					
403-000-0000-10100-0000	Cash & Investments	835,841.24	63,402.76	282.00	898,962.00
Park Dedication					
404-000-0000-10100-0000	Cash & Investments	7,117,224.10	350,032.52	32,664.21	7,434,592.41
404-000-0000-10100-4016	Cash - Parks Sinking Fund	1,370,803.82	21505.47	142.85	1,392,166.44
Total Park Dedication		8,488,027.92	371,537.99	32,807.06	8,826,758.85
Water Trunk					
405-000-0000-10100-0000	Cash & Investments	2,097,573.53	51,737.91	1.14	2,149,310.30
405-000-0000-10100-5011	Cash & Inv - Bond Proceeds	312,988.12	1,902.70	0.00	314,890.82
Total Water Trunk		2,410,561.65	53,640.61	1.14	2,464,201.12
Sewer Trunk					
406-000-0000-10100-0000	Cash & Investments	2,878,446.43	93,629.57	79,391.28	2,892,684.72
WAC					
407-000-0000-10100-0000	Cash & Investments	12,676,564.89	1,480,308.10	592,721.78	13,564,151.21
407-000-0000-10100-5011	Cash & Inv - Bond Proceeds	2,700,439.51	15,509.67	584,935.25	2,131,013.93
Total WAC		15,377,004.40	1,495,817.77	1,177,657.03	15,695,165.14
RSAC					
408-000-0000-10100-0000	Cash & Investments	3,310,492.59	697,226.90	268,063.08	3,739,656.41
2019 Local Option Sales Tax					
410-000-0000-10100-0000	Cash & Investments	2,053,742.30	472,461.32	126,975.91	2,399,227.71
410-000-0000-10100-5011	Cash & Inv - Bond Proceeds	0.00	247.98	247.98	0.00
Total 2019 Local Option Sales Tax		2,053,742.30	472,709.30	127,223.89	2,399,227.71
RAC Expansion					
411-000-0000-10100-0000	Cash & Investments	265,194.45	2,505,401.88	720,368.73	2,050,227.60
411-000-0000-10100-5011	Cash & Inv - Bond Proceeds	0.00	9,763,273.61	1,079,388.24	8,683,885.37
Total RAC Expansion		265,194.45	12,268,675.49	1,799,756.97	10,734,112.97
Storm Sewer Trunk					
438-000-0000-10100-0000	Cash & Investments	1,856,481.77	98,332.04	0.00	1,954,813.81
438-000-0000-10100-5010	Cash&Invest129th AveWetlndPipe	138,809.54	0.00	0.00	138,809.54
Total Storm Sewer Trunk		1,995,291.31	98,332.04	0.00	2,093,623.35

City of Rogers, Minnesota
Cash Balances
For the Quarter-Ended June 30, 2026

Account Number	Description	Beginning Balance	Debits	Credits	Ending Balance
Fire Station #2					
449-000-0000-10100-0000	Cash & Inv - Bond Proceeds	31,310.15	0.00	178,870.77	-147,560.62
TIF #1 CBD Redevelopment					
450-000-0000-10100-0000	Cash & Investments	1,583,930.90	24,880.34	1,876.60	1,606,934.64
TIF #12 202 Housing					
458-000-0000-10100-0000	Cash & Investments	218,304.48	3,367.16	155.00	221,516.64
TIF #13 Rogers Plaza					
459-000-0000-10100-0000	Cash & Investments	24,643.53	386.63	0.00	25,030.16
TIF #14 Sand Senior Housing					
460-000-0000-10100-0000	Cash & Investments	1,089,279.22	16,738.23	155.00	1,105,862.45
TIF #15 Wellstead Housing					
461-000-0000-10100-0000	Cash & Investments	899,054.61	13,342.08	155.00	912,241.69
TIF #16 Graco					
462-000-0000-10100-0000	Cash & Investments	194,532.80	3,057.61	0.00	197,590.41
TIF #17 Asguard					
463-000-0000-10100-0000	Cash & Investments	5,033.74	77.48	426.50	4,684.72
TIF #18 Duffy Development					
464-000-0000-10100-0000	Cash & Investments	-577.96	0.00	7.77	-585.73
Water					
601-000-0000-10100-0000	Cash & Investments	9,062,751.25	735,572.54	432,925.08	9,365,398.71
Sewer					
602-000-0000-10100-0000	Cash & Investments	4,644,137.87	854,861.19	646,460.65	4,852,538.41
Storm Sewer					
603-000-0000-10100-0000	Cash & Investments	3,386,251.89	280,095.60	101,494.54	3,564,852.95
Municipal Liquor					
609-000-0000-10100-0000	Cash & Investments	2,185,704.48	2,053,970.25	1,943,201.84	2,296,472.89
Payroll Passthrough					
997-000-0000-10100-0000	Cash & Investments	7,062.67	509,265.52	634,633.84	-118,305.65
Investment Control					
999-000-0000-10100-0000	Cash & Investments	497,283.27	636,386.52	1,457,322.05	-323,652.26
Asset Total		98,493,744.73	35,666,370.30	19,231,625.88	114,928,489.15

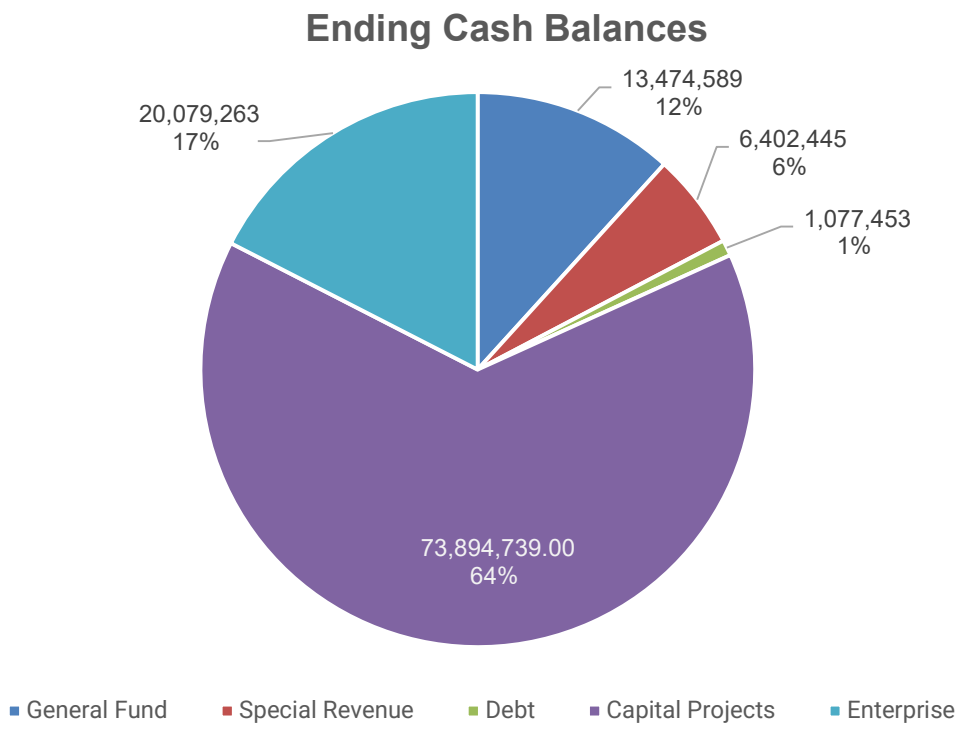
Ending Cash Balances
13,474,589
12%
6,402,445
6%
1,077,453
1%
20,079,263
17%
73,894,739.00
64%
General Fund
Special Revenue
Debt
Capital Projects
Enterprise

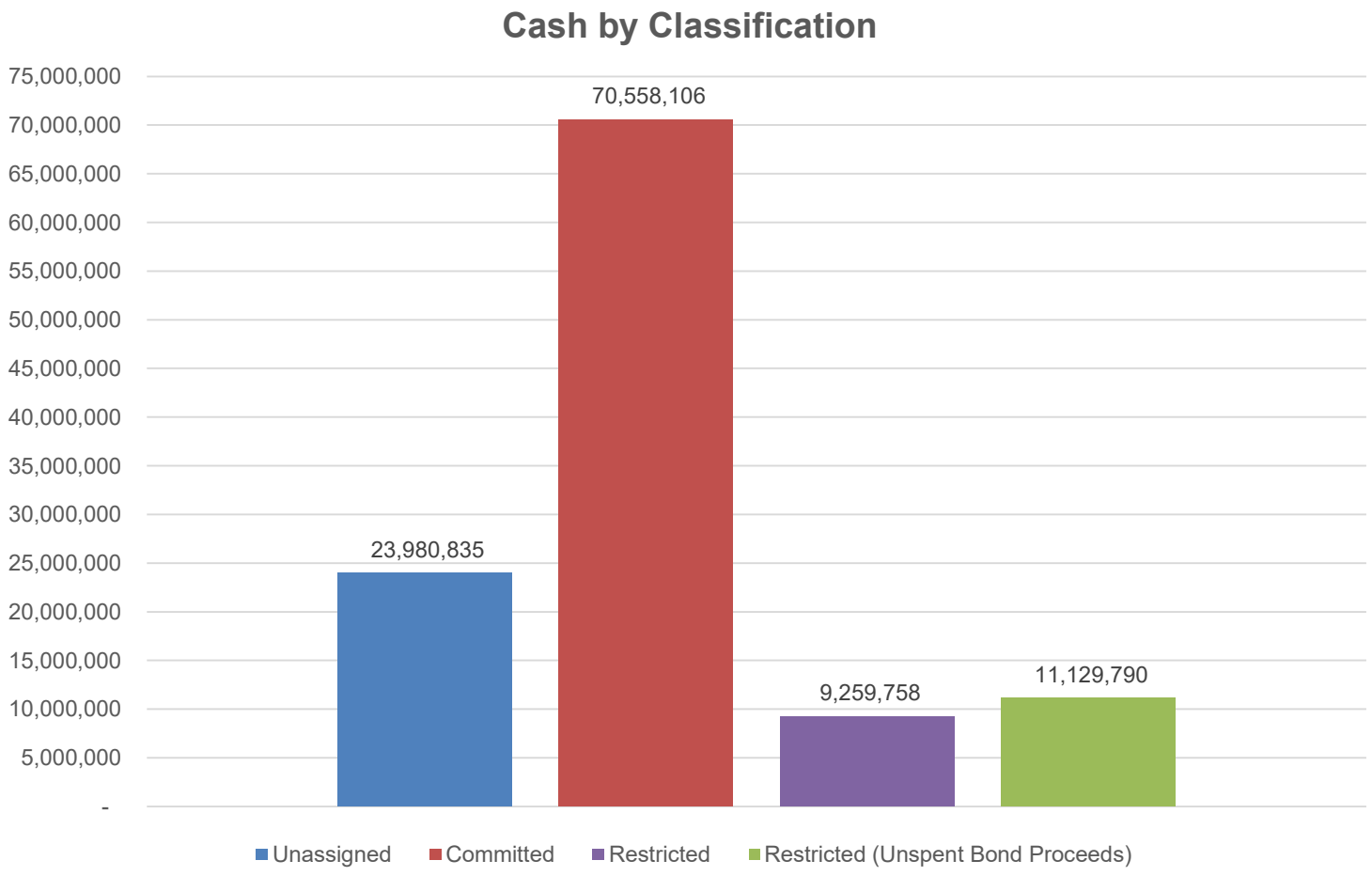
Cash by Classification
75,000,000
70,000,000
65,000,000
60,000,000
55,000,000
50,000,000
45,000,000
40,000,000
35,000,000
30,000,000
25,000,000
20,000,000
15,000,000
10,000,000
5,000,000
-
23,980,835
70,558,106
9,259,758
11,129,790
Unassigned
Committed
Restricted
Restricted (Unspent Bond Proceeds)

City of Rogers
Brokered Investments
For the Quarter-Ended June 30, 2026

Type	Location	CUSIP	Purchase Date	Maturity Date	Interest Rate	6/30/2026 Market Value
MM	First Am Govt Ob Fd Cl X	31846V328	N/A	N/A	3.570%	1,600,561.61
	Total Money Market Accounts					1,600,561.61
4M	4M Plus	Portfolio	N/A	N/A	3.624%	21.39
4M	4M	Portfolio	N/A	N/A	3.596%	489,512.19
4M	4M (2026A Bonds)	Portfolio	N/A	N/A	3.596%	8,683,885.37
	Total 4M Fund					9,173,418.95
4M	4M LTD	Portfolio	09/09/21	N/A	3.690%	1,737,134.00
	Total Collateralized Bank Deposits					1,737,134.00
4M	MMA - Federated Hermes, MO (2021A Bonds)	Portfolio	N/A	N/A	2.590%	2,445,904.75
	Total MMA Federated Account					2,445,904.75
MUNI	Addison Il Fire Protn Dist No1	006541DC7	09/27/23	12/30/26	1.121%	344,529.50
MUNI	Azusa Ca Uni Sch Dist Go Taxable Ref	055033RK2	08/21/23	08/01/29	2.163%	342,811.65
MUNI	Bayonne NJ Taxable Sch Ref Bds 2021	0728875D0	01/12/23	08/01/29	1.792%	230,512.50
MUNI	California St Taxable Var Purp	13063DC48	07/29/22	02/01/28	1.700%	720,667.50
MUNI	Cape May County NJ Taxable GO Bonds 2021B	139501RZ5	08/21/23	09/15/28	2.000%	162,054.20
MUNI	Chartiers Valley Pa Sch Dist Taxable	161398KC5	07/28/21	10/15/26	1.370%	128,867.70
MUNI	Evesham Twp Nj Taxable Gen Obli	300471QR3	09/02/21	05/01/27	4.000%	304,765.15
MUNI	Lakota Ohio Loc Sch Dist Butler Cnty Go Ltd Tax Ta	51280UDJ3	07/28/21	12/01/26	3.000%	129,409.80
MUNI	Lavalette Nj Gen Impt Taxable Ref	519390GH5	09/02/21	12/01/27	1.450%	259,275.60
MUNI	Murrieta Vy Ca Uni Sch Dist	626905PR8	06/21/23	09/01/26	1.199%	233,817.95
MUNI	Papillion La Vista Ne Sch Dist No 27	698873G75	08/21/23	12/01/29	1.568%	227,930.00
MUNI	Santa Barbara Ca Uni Sch Dist	801315KU5	06/21/23	08/01/29	1.653%	207,735.75
MUNI	Vacaville Calif Uni Sch Dist Taxable	918608UP3	08/28/24	08/01/28	1.559%	99,330.00
MUNI	Vista Ca Uni Sch Dist Txbl Unltd	928346PZ2	07/29/22	08/01/28	1.521%	471,675.00
MUNI	Worcester Ma Taxable Go Ref Bds B	981306A94	09/27/23	11/15/26	1.010%	494,020.00
MUNI	St Clair County, IL	788244GE5	05/28/25	10/01/27	1.982%	145,965.00
MUNI	United South Cent Mn Indpt Sch Dist No 2134 Taxat	91152RCM5	03/10/26	02/01/29	1.484%	279,288.00
MUNI	Snohomish Cnty Wa Ltd Tax Go Ref Bds 2018B	8330855H2	06/30/25	12/01/29	3.850%	271,557.00
MUNI	Lane Cnty Or Sch Dist No 019 Springfield Taxable G	515318NC3	03/10/26	06/15/30	1.844%	728,576.00
MUNI	Merriam Ks Taxable Go Ref Bds 2018B	590111LA6	06/30/25	08/01/30	5.000%	169,397.25
MUNI	Union City Nj Taxable Go Bds 2021	905734PP8	08/26/25	08/01/30	1.900%	209,587.10
MUNI	Eagle Mtn Saginaw Tx Indpt Sch Dist Unltd Tax Ref	269696MJ6	08/26/25	08/15/30	1.672%	564,337.50
MUNI	Bethlehem Pa Taxable Go Bds 2019A	0873477L8	08/26/25	10/01/30	2.821%	212,235.75
MUNI	Connecticut ST Txbl Ser A	20772KGS2	09/08/25	04/15/28	3.432%	201,904.50
MUNI	Texas ST Ref Public Fin Auth Ser C	882723B73	05/06/26	10/01/31	3.738%	252,272.80
MUNI	San Jose Ca Uni Sch Dist Santa Clara Cnty Taxable	798186N99	09/11/23	08/01/26	4.920%	264,279.36
MUNI	Sunnyvale Ca Sch Dist Taxable Go Ref Bds 2021	867578VG8	09/05/23	09/01/26	4.750%	413,075.52
MUNI	New York Ny Txbl Ser E 2	64966SUG9	06/08/26	03/01/27	3.300%	1,050,166.83
MUNI	New York Ny Txbl Ser E 2	64966SUE4	06/08/26	03/01/27	3.300%	94,549.32
MUNI	Cedar Rapids Iowa Taxable Go Ref Bds	150528K22	11/17/23	06/01/28	4.850%	429,420.29
MUNI	Denison Tx Indpt Sch Dist Ref	248415XT3	05/20/24	08/01/28	4.490%	239,160.15
MUNI	Montgomery Cnty Md Taxable Go Consolidated 202	61334PDE0	05/20/24	11/01/28	4.530%	234,074.30

City of Rogers
Brokered Investments
For the Quarter-Ended June 30, 2026

Type	Location	CUSIP	Purchase Date	Maturity Date	Interest Rate	6/30/2026 Market Value
MUNI	New York-H-Txbl	64966SMV5	06/25/25	02/01/29	4.050%	232,066.27
MUNI	Benton Co-B-Txbl	082805DD1	10/29/25	06/01/29	3.650%	235,612.53
MUNI	Burlington Cnty, NJ	121638JG6	10/29/25	09/01/29	3.600%	556,359.78
MUNI	Texas St Taxable Pub Fin Auth Go 2020	882724RE9	06/04/24	10/01/29	4.510%	783,133.05
MUNI	Will Cnty Il Cmnty Unit Sch Dist No 365 U Vy View G	969078UR3	01/29/24	11/01/29	4.450%	1,220,511.36
MUNI	City of Lubbock, TX	549188Z52	11/10/25	02/15/30	3.700%	226,960.45
MUNI	Minnesota ST Taxable Go Var Purp Ref 2020F	60412AVP5	04/30/26	08/01/30	4.101%	222,988.63
MUNI	Minnesota ST Taxable Go Trunk Hwy Ref 2020 G	60412AVZ3	04/30/26	08/01/30	4.101%	400,366.71
	Total Municipal Bonds					13,995,247.75
TNOTE	US TREASURY N/B	91282CBZ3	04/24/24	04/30/28	4.660%	805,953.05
TNOTE	US TREASURY N/B	91282CDF5	04/24/24	10/31/28	4.610%	803,469.69
TNOTE	US TREASURY N/B	91282CFL0	10/18/24	09/30/29	3.781%	393,603.79
TNOTE	US TREASURY N/B	91282CBS9	12/26/24	03/31/28	4.259%	520,461.96
TNOTE	US TREASURY N/B	912833WR7	02/03/25	11/15/28	4.250%	797,025.73
TNOTE	US TREASURY N/B	912828ZS2	04/03/25	05/31/27	3.784%	517,921.80
TNOTE	US TREASURY N/B	91282CCH2	04/03/25	06/30/28	3.771%	509,312.89
TNOTE	US TREASURY N/B	91282CEV9	04/03/25	06/30/29	3.800%	493,211.64
TNOTE	US TREASURY N/B	91282CEM9	10/29/25	04/30/29	3.460%	485,018.28
TNOTE	US TREASURY N/B	91282CGZ8	10/29/25	04/30/30	3.514%	479,396.29
TNOTE	US TREASURY N/B	912833XU9	11/10/25	05/15/30	3.650%	499,802.56
TNOTE	US TREASURY N/B	91282CJQ5	11/10/25	12/31/30	3.620%	481,214.45
TNOTE	US TREASURY N/B	91282CJX0	01/28/26	01/31/31	3.728%	480,124.22
TNOTE	US TREASURY N/B	91282CKF7	10/29/25	03/31/31	3.573%	483,541.21
TNOTE	US TREASURY N/B	91282CJT9	11/26/24	01/15/27	4.000%	500,040.00
TNOTE	US TREASURY N/B	91282CJP7	12/16/24	12/15/26	4.375%	275,638.00
TNOTE	US TREASURY N/B	91282CLH2	01/16/25	08/31/26	3.750%	249,965.00
TNOTE	US TREASURY N/B	91282CKJ9	02/25/25	04/15/27	4.500%	1,003,620.00
TNOTE	US TREASURY N/B	91282CMF5	05/28/25	01/15/28	4.250%	500,545.00
TNOTE	US TREASURY N/B	91282CJR3	08/26/25	12/31/28	3.750%	990,080.00
TNOTE	US TREASURY N/B	91282CLC3	06/30/25	07/31/29	4.000%	746,422.50
TNOTE	US TREASURY N/B	91282CMD0	08/26/25	12/31/29	4.375%	478,063.75
TNOTE	US TREASURY N/B	91282CHR5	10/22/25	07/31/30	4.000%	322,637.25
TNOTE	US TREASURY N/B	91282CJM4	10/22/25	11/30/30	4.375%	251,690.00
TNOTE	US TREASURY N/B	91282CLD1	01/29/26	07/31/31	4.125%	497,930.00
TNOTE	US TREASURY N/B	91282CLU3	01/29/26	10/31/31	4.125%	995,040.00
	Total U.S. Treasury Notes					14,561,729.06
AGY	FHLMC MTN	3134GWCV6	07/21/20	07/21/27	1.000%	968,670.00
AGY	FNMA	3136G46H1	10/29/20	10/29/27	0.850%	863,397.00
AGY	FNMA MTN	3135GA5N7	11/19/20	05/30/28	1.000%	1,883,020.00
AGY	FFCB DEB	3133ELY32	07/22/20	07/22/26	0.550%	998,090.00
AGY	FFCB DEB	3133EMAC6	09/23/20	09/21/27	0.750%	1,440,090.00
AGY	FFCB DEB	3133EMJW3	12/09/20	12/09/27	0.860%	1,431,510.00
AGY	FFCB DEB	3133EL4D3	08/26/20	08/19/27	0.900%	963,410.00
AGY	FFCB DEB	3133EN4V9	01/26/26	09/23/30	4.125%	597,720.00

City of Rogers
Brokered Investments
For the Quarter-Ended June 30, 2026

Type	Location	CUSIP	Purchase Date	Maturity Date	Interest Rate	6/30/2026 Market Value
AGY	FHLB DEB	3130AKLK0	12/31/20	12/30/27	0.800%	807,729.50
AGY	FHLB DEB	3130AJW21	08/04/20	07/30/27	0.870%	1,449,510.00
AGY	FHLB DEB	3130AJLR8	07/09/20	06/11/27	0.875%	728,077.50
AGY	FHLB DEB	3130AKHM1	12/09/20	11/30/27	0.875%	1,431,360.00
AGY	FHLB DEB	3130AK5Y8	09/23/20	09/21/28	0.970%	931,290.00
AGY	FHLB DEB	3130AKLU8	12/30/20	01/08/29	1.000%	1,382,235.00
AGY	FHLB DEB	3130AKNU6	01/28/21	07/28/28	1.000%	702,817.50
AGY	FHLB DEB	3130AKT48	09/08/25	01/27/28	1.000%	476,090.00
AGY	FHLB	3130AJ3V9	02/13/20	02/10/27	1.900%	1,223,458.40
AGY	FHLB	3130AXU63	12/16/24	11/17/26	4.625%	501,190.00
AGY	FNMA DEB	3133EWKU3	05/06/26	04/09/29	3.750%	494,240.00
AGY	FNMA DEB	31359MGK3	06/30/25	11/15/30	6.625%	821,692.50
AGY	FNMA DEB	31359MEU3	06/25/25	05/15/29	3.735%	673,772.49
AGY	FNMA	31359MEU3	10/29/25	05/15/29	3.440%	469,951.03
AGY	FNMA	31359MFP3	10/29/25	05/15/30	3.503%	467,315.27
AGY	FNMA	31359MFJ7	01/28/26	01/15/30	3.690%	485,334.18
AGY	FNMA	31359MGK3	10/29/25	11/15/30	3.573%	233,507.42
AGY	FHLMC	3134A4AA2	10/29/25	03/15/31	3.595%	476,517.41
	Total U.S. Government Agencies					22,901,995.20
CD	Popular Bk New York Brh, In	73317ACK6	09/06/23	09/04/26	4.850%	247,378.70
CD	BNY Mellon, NA	05584CJG2	09/07/23	09/08/26	4.750%	244,336.09
CD	Optum Bk Draper, Utah	68405VAP4	09/13/23	09/14/26	4.850%	244,416.04
CD	Peoples Tr Bk Hamilton, Ala	712608AA6	09/15/23	09/15/26	4.800%	248,410.51
CD	Customers Bk Phoenixville, Pa	23204HPQ5	06/27/24	06/27/29	4.550%	244,738.59
CD	First Capital Bank, SC	N/A	09/13/24	10/30/26	3.691%	231,700.00
CD	First Internet Bank of Indiana	N/A	09/13/24	10/30/26	3.988%	230,000.00
CD	GBank, NV	N/A	06/25/25	01/28/27	4.101%	234,600.00
CD	FirstBank Puerto Rico, PR	N/A	06/25/25	01/28/27	4.000%	234,900.00
CD	Bank Hapoalim B.M., NY	N/A	01/27/26	02/01/29	3.710%	224,700.00
CD	Texas Exchange Bank SSB	88241TWZ9	11/05/25	02/09/29	3.650%	245,266.34
CD	BMW Bank North America	05612LHC9	10/29/25	10/31/29	3.650%	240,043.53
CD	CFG Bank	N/A	06/17/26	07/16/30	4.043%	214,500.00
CD	State Bank of India	856288DZ5	01/30/26	01/30/31	3.950%	240,933.12
CD	Merrick Bank	59013LMC5	05/08/26	05/08/31	4.050%	245,735.36
CD	Celtic Bank	15118R5A1	05/15/26	05/15/31	3.900%	244,085.51
CD	Flagstar Bank, National Association, NY	N/A	05/29/26	05/29/31	4.656%	202,700.00
CD	Morgan Stanley Private Bank, National Association	61781BBA9	06/03/26	06/03/31	4.183%	242,834.24
CD	Wells Fargo, National Association	949764XF6	06/05/26	06/05/31	4.132%	247,345.00
CD	Bank First Natl Manitowoc, Wis	062114AW3	08/28/24	08/22/29	3.700%	217,167.86
CD	Capital One Natl Assn McLean	14042RRS2	08/28/24	06/02/27	3.200%	242,934.65
CD	First Merchants Bk Muncie	32082BGA1	08/28/24	03/10/28	3.700%	242,900.35
CD	Goldman Sachs Bk USA	38149MXK4	07/28/21	07/28/26	1.000%	149,640.00
CD	Goldman Sachs Bk USA New York	38149MXU2	08/11/21	08/04/26	1.000%	94,722.60
CD	UBS Bk USA Salt Lake City, UT	90348JR93	08/11/21	08/11/26	0.950%	244,152.30
CD	Waterstone Bk Ssb Wauwatosa, Wis C D	941886BP7	08/26/25	10/05/26	3.800%	244,786.85

City of Rogers
Brokered Investments
For the Quarter-Ended June 30, 2026

Type	Location	CUSIP	Purchase Date	Maturity Date	Interest Rate	6/30/2026 Market Value
CD	First Fed Bk Lake City, Fla	32022WDR4	12/16/24	12/07/26	4.150%	245,129.85
CD	First Cmnty Bk Batesville, Ark C D	31983VEC7	09/08/25	03/20/28	3.650%	206,076.00
CD	Bank Of America Na C D	06051YAA8	05/06/26	05/15/28	4.000%	243,975.90
CD	First Finl Bk USA Dakota Du S	32022RZY6	06/30/25	07/03/28	3.900%	247,418.85
CD	Luana Svgs Bk C D	549104N45	10/22/25	05/01/29	3.600%	240,599.80
CD	State Bk Tr Winfield, AL C D	855877BB1	11/18/25	11/26/29	3.550%	239,053.85
CD	Morgan Stanley Bk C D	61778EER8	09/08/25	09/10/30	3.850%	240,227.40
CD	Institution For Svgs In Newbur C D	45780PDK8	11/18/25	10/28/30	3.650%	242,135.07
CD	Toyota Finl Svgs Bk C D	89235MUC3	05/07/26	04/30/31	4.000%	241,202.50
CD	Medallion Bk C D	58404DZZ7	05/06/26	04/30/31	4.000%	245,207.73
	Total Certificates of Deposit					8,335,954.59
	TOTAL INVESTMENTS					74,751,945.91

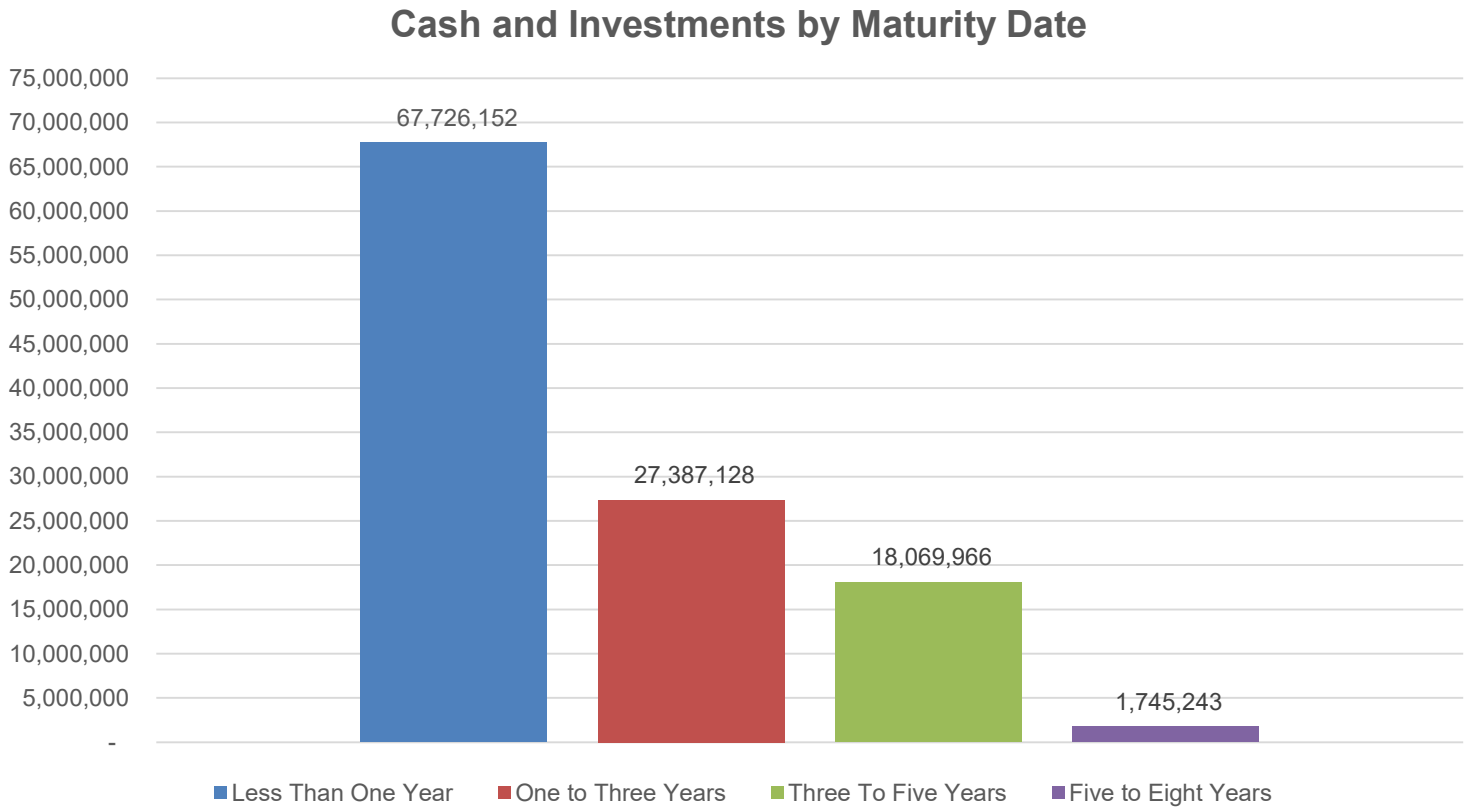
Cash and Investments by Maturity Date
75,000,000
70,000,000
65,000,000
60,000,000
55,000,000
50,000,000
45,000,000
40,000,000
35,000,000
30,000,000
25,000,000
20,000,000
15,000,000
10,000,000
5,000,000
-
67,726,152
27,387,128
18,069,966
1,745,243
Less Than One Year
One to Three Years
Three To Five Years
Five to Eight Years

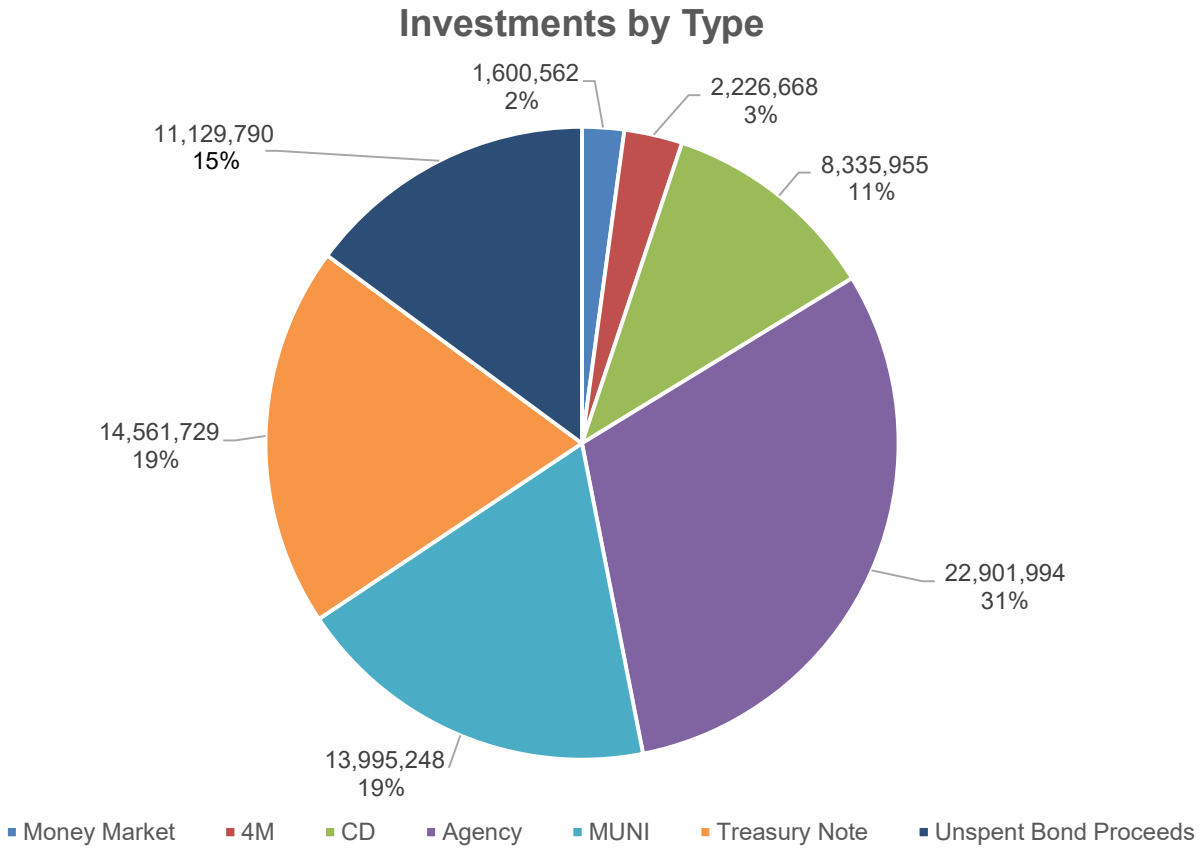
Investments by Type
1,600,562
2%
2,226,668
3%
8,335,955
11%
22,901,994
31%
13,995,248
19%
14,561,729
19%
11,129,790
15%
Money Market
4M
CD
Agency
MUNI
Treasury Note
Unspent Bond Proceeds

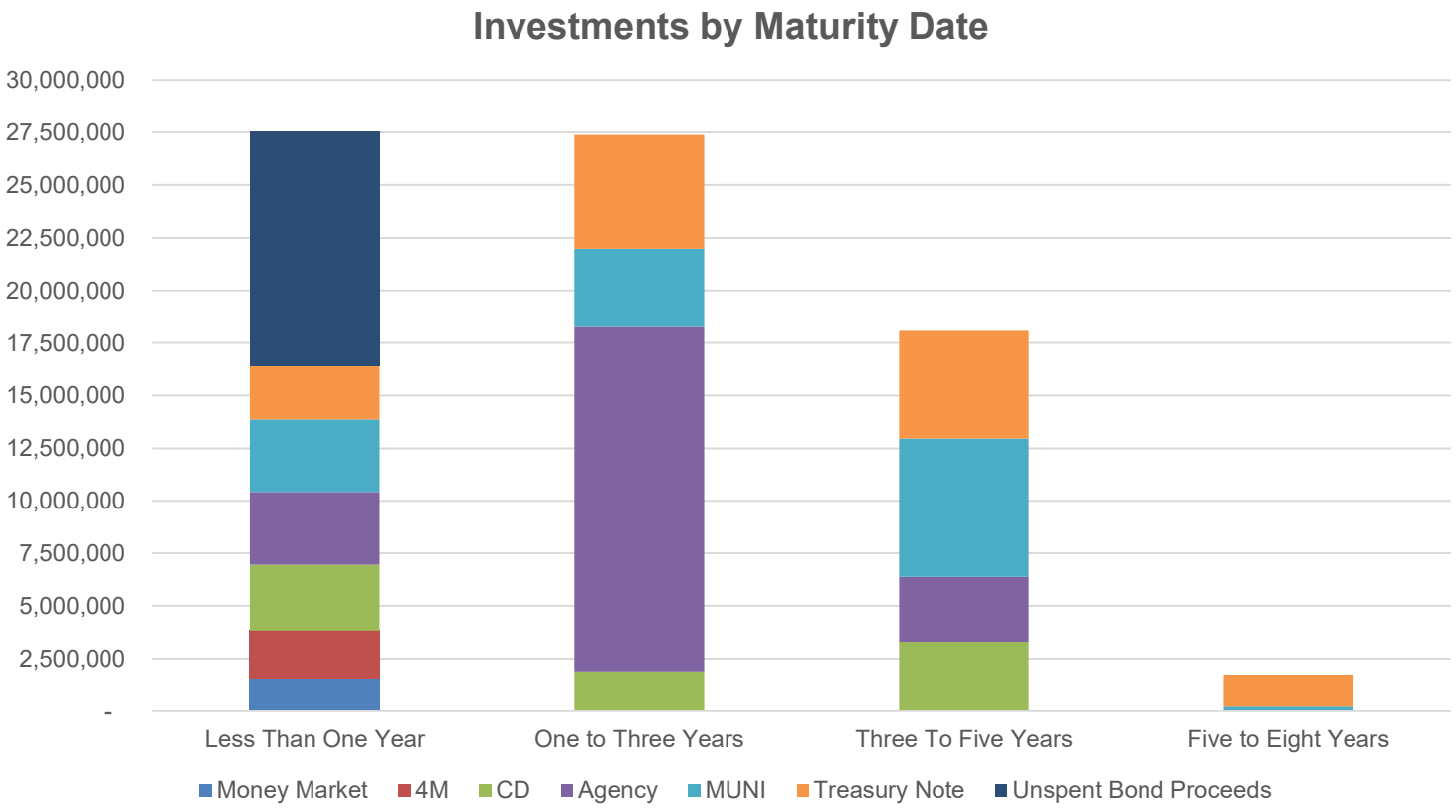

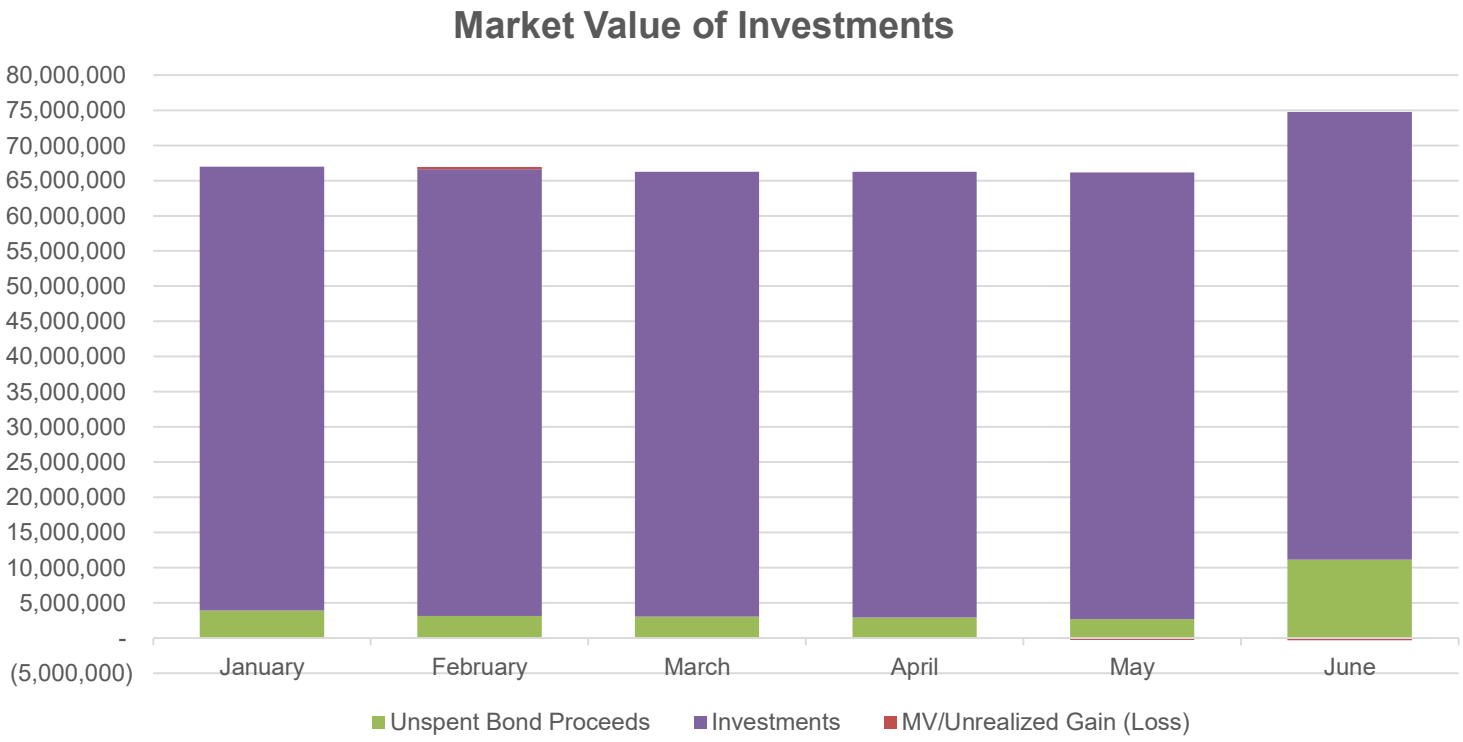

Note: An unrealized loss is a decrease in the value of an investment that an investor holds. A gain or loss becomes realized when the investment is actually sold. The City's investments are not intended to be sold, but instead held to maturity. The unrealized loss is considered a function of rising interest rates. The City maintains a strong liquid cash balance which further reduces the risk of needing to sell investments prior to maturity.

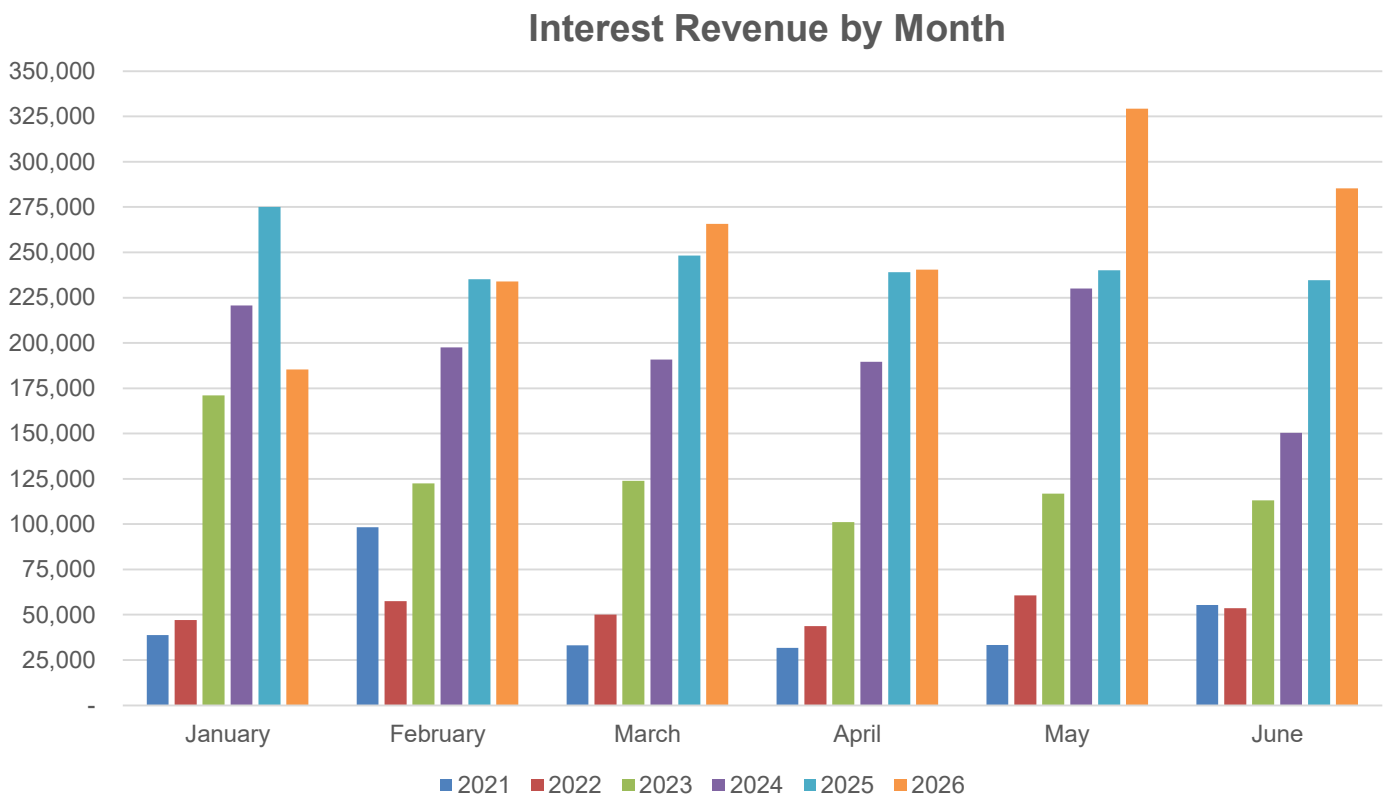

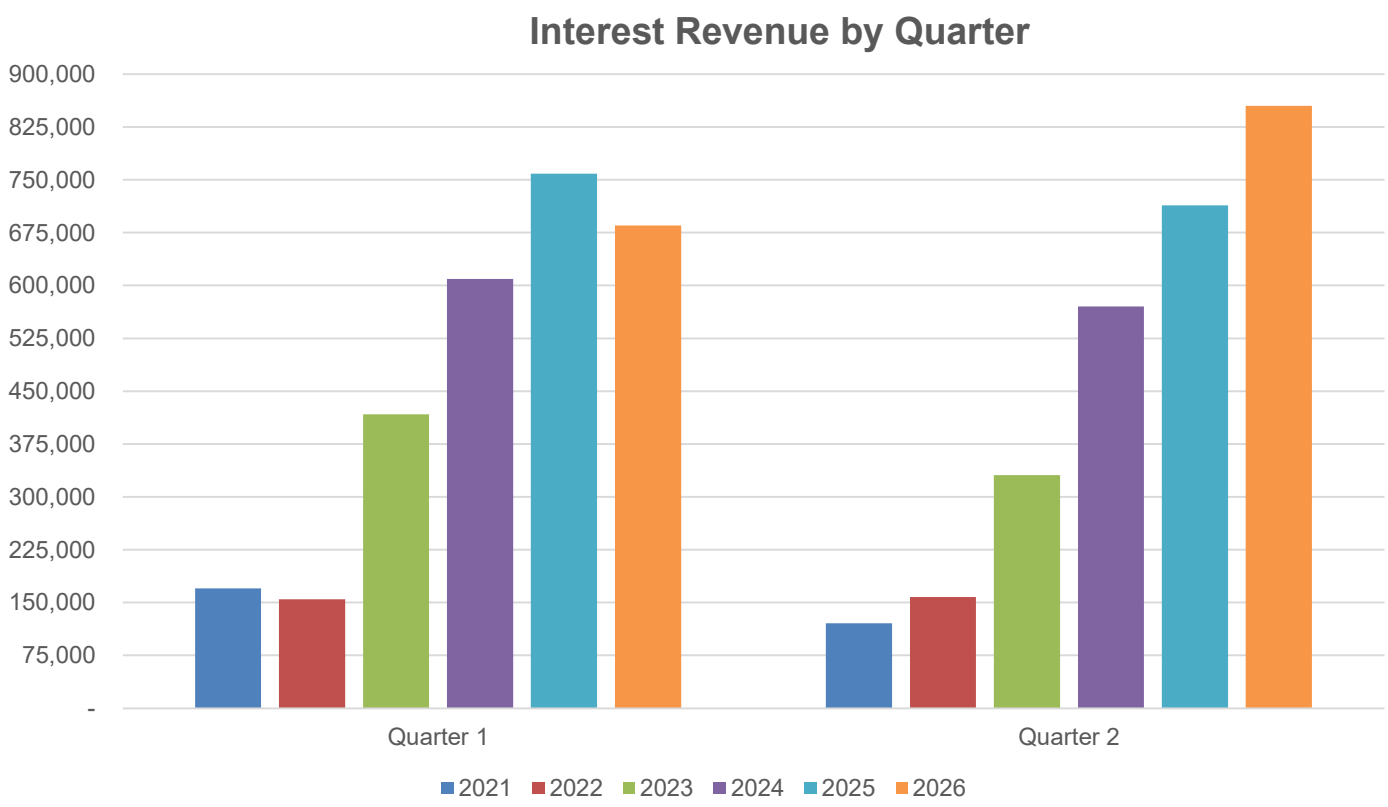

Note: 3.03% or $20,780 of Q1 interest revenue (January through March) are from unspent bond proceeds.
Note: 2.70% or $23,063.29 of Q2 interest revenue (April through June) are from unspent bond proceeds.

City of Rogers, Minnesota
General Fund Financial Report
For the Quarter-Ended June 30, 2026

	Audited 2025	Approved Budget 2026	YTD June 2026	Variance	% Collected or Expended
Revenue					
Taxes	$ 10,684,941	$ 12,525,535	$ 6,000,000	$ (6,525,535)	47.90%
Licenses & Permits	2,270,493	1,941,860	1,622,423	(319,437)	83.55% (1)
Intergovernmental	1,006,978	841,250	193,439	(647,811)	22.99% (2)
Charges for Services	1,845,296	1,869,236	1,328,822	(540,414)	71.09% (3)
Fines & Forfeits	92,921	85,000	48,414	(36,586)	56.96%
Interest Earnings	597,082	250,000	182,507	(67,493)	73.00% (4)
Miscellaneous	730,677	761,720	213,967	(547,753)	28.09% (5)
Total Revenues	17,228,389	18,274,601	9,589,572	(8,685,029)	
Expenditures					
General Government	3,863,232	4,591,723	2,185,505	(2,406,218)	47.60%
Public Safety	9,020,151	10,268,761	4,780,894	(5,487,867)	46.56%
Public Works	1,870,228	2,029,330	972,090	(1,057,240)	47.90%
Culture & Recreation	1,725,708	2,083,787	865,014	(1,218,773)	41.51%
Total Expenditures	16,479,320	18,973,601	8,803,503	(10,170,098)	
Excess (Deficiency) or Revenues Over (Under) Expenditures	749,070	(699,000)	786,069	1,485,069	
Other Financing Sources (Uses)					
Operating Transfers In	225,000	225,000	-	(225,000)	0.00% (6)
Sale of Fixed Assets	7,626	-	7,061	7,061	N/A
Operating Transfers Out	(375,000)	-	-	-	N/A
Total Other Financing Sources (Uses)	(142,374)	225,000	7,061	(217,939)	
Net Change in Fund Balances	$ 606,696	$ (474,000)	$ 793,130	$ 1,267,130	

As of June 30, revenues and expenditures are expected to be at 50% of budgeted amounts. Variances greater or less than 10% from expected amounts are detailed below:

(1) Some licenses (alcohol and tobacco) are fully collected in the beginning of the year. In addition, the number of building permits received are greater than budgeted as of June 30. The City budgeted for 122 new single-family homes and has issued 80 permits so far in 2026. Comparatively, the City budgeted for 69 new townhomes and has issued 40 permits as of June 30. Other receipts such as plumbing, mechanical, fire operational, and yardwaste permits are also nearing or are exceeding their budgeted revenues as of quarter-end.
(2) Police and Fire State Aid account for a significant portion of intergovernmental revenues. These amounts are not distributed until September.
(3) Fire protection services are fully billed at the beginning of the year making this category ahead of the budgeted projections. Engineering fees and parks and recreation programming and rentals are also near or are tracking ahead of budget as of quarter-end.
(4) Interest is allocated in June and December based on average cash balances. The variance from budget reflects conservative budgeting and higher-than-expected interest rates.
(5) Refunds and reimbursements are budgeted for staff time and City-paid vendor invoices associated with private development projects. These reconciliations are completed periodically throughout the year.
(6) Budgeted operating transfers are made at year-end.

City of Rogers, Minnesota
Economic Development Authority (EDA) Financial Report
For the Quarter-Ended June 30, 2026

	Audited 2025	Approved Budget 2026	YTD June 2026	Variance	% Collected or Expended
Revenue					
Taxes	$ 320,000	$ 330,000	$ -	$ (330,000)	0.00% (1)
Charges for Services	5,000	-	-	-	N/A
Interest Earnings	2,673	2,000	5,769	3,769	288.46% (2)
Miscellaneous	205,621	-	24,176	24,176	N/A (3)
Total Revenues	533,293	332,000	29,946	(302,054)	
Expenditures					
Personal Services	54,739	59,034	27,284	(31,750)	46.22%
Other Services & Charges	272,501	227,000	51,926	(175,074)	22.88% (4)
Total Expenditures	327,241	286,034	79,211	(206,823)	
Excess (Deficiency) or Revenues Over (Under) Expenditures	206,052	45,966	(49,265)	(95,231)	
Net Change in Fund Balances	$ 206,052	$ 45,966	$ (49,265)	$ (95,231)	

As of June 30, revenues and expenditures are expected to be at 50% of budgeted amounts. Variances greater or less than 10% from expected amounts are detailed below:

(1) Tax collections do not occur evenly throughout the year. The first half tax settlement is typically received in June and July. The second-half settlement is received in December.
(2) Interest is allocated in June and December based on average cash balances. The variance from budget reflects conservative budgeting and higher-than-expected interest rates.
(3) Refunds and reimbursements include staff time and City-paid vendor invoices associated with private development projects. These reconciliations are completed periodically throughout the year.
(4) Other services and charges is currently lower than budgeted. This is due to expenditures for the tax abatement reimbursement to a local business that has not yet occurred as of quarter-end.

City of Rogers, Minnesota
Rink 1 (Formally Rogers Activity Center (RAC)) Financial Report
For the Quarter-Ended June 30, 2026

	Audited 2025	Approved Budget 2026	YTD June 2026	Variance	% Collected or Expended
Revenue					
Taxes	$ 254,907	$ 254,027	$ -	$ (254,027)	0.00% (1)
Charges for Services	782,620	655,400	274,610	(380,790)	41.90%
Interest Earnings	136,950	50,000	48,117	(1,883)	96.23% (2)
Miscellaneous	136,233	20,200	3,557	(16,643)	17.61% (3)
Total Revenues	1,310,710	979,627	326,284	(653,343)	
Expenditures					
Personal Services	443,004	477,487	214,090	(263,397)	44.84%
Supplies	85,481	98,363	35,443	(62,920)	36.03% (4)
Other Services & Charges	364,070	335,200	74,249	(260,951)	22.15% (5)
Capital Outlay	9,781	179,100	268,126	89,026	149.71% (6)
Total Expenditures	902,336	1,090,150	591,908	(498,242)	
Excess (Deficiency) or Revenues Over (Under) Expenditures	408,373	(110,523)	(265,624)	(155,101)	
Other Financing Sources (Uses)					
Sale of Fixed Assets	347	-	120,000	120,000	N/A (7)
Net Change in Fund Balances	$ 408,720	$ (110,523)	$ (145,624)	$ (35,101)	

As of June 30, revenues and expenditures are expected to be at 50% of budgeted amounts. Variances greater or less than 10% from expected amounts are detailed below:

(1) Tax collections do not occur evenly throughout the year. The first half tax settlement is typically received in June and July. The second-half settlement is received in December.
(2) Interest is allocated in June and December based on average cash balances. The variance from budget reflects conservative budgeting and higher-than-expected interest rates.
(3) Annual commitments from youth organizations were not received by quarter-end.
(4) Supplies are purchased sporadically throughout the year, on an as needed basis. Specifically, operational, chemicals, and technology-related supply expenditures are under budget as of quarter-end. Fuel is allocated at year-end.
(5) Facility utilities (electric, water/sewer, gas, trash disposal) are generally paid one-month behind. Additionally, Other costs, including building and equipment repairs and maintenance are under budget as of June 30.
(6) Expense relates to the installation of new HVAC equipment, and the purchase of a replacement Zamboni during the quarter.
(7) Asset sale proceeds are from the trade-in of the 2023 Zamboni, which was replaced due to ongoing maintenance issues.

City of Rogers, Minnesota
HealthPartners Fieldhouse Financial Report
For the Quarter-Ended June 30, 2026

	Audited 2025	Approved Budget 2026	YTD June 2026	Variance	% Collected or Expended
Revenue					
Charges for Services	$ 135,710	$ 459,000	$ 395,698	$ (63,302)	86.21% (1)
Interest Earnings	231	-	3,062	3,062	N/A (2)
Miscellaneous	-	-	54	54	N/A
Total Revenues	135,941	459,000	398,815	(60,185)	
Expenditures					
Personal Services	62,856	266,309	119,491	(146,818)	44.87%
Supplies	12,731	38,550	14,425	(24,125)	37.42%
Other Services & Charges	27,532	141,725	113,145	(28,580)	79.83%
Total Expenditures	103,119	446,584	247,061	(199,523)	
Excess (Deficiency) or Revenues Over (Under) Expenditures	32,822	12,416	151,754	139,338	
Net Change in Fund Balances	$ 32,822	$ 12,416	$ 151,754	$ 139,338	

As of June 30, revenues and expenditures are expected to be at 50% of budgeted amounts. Variances greater or less than 10% from expected amounts are detailed below:

(1) Usage of the City's athletic facilities has exceeded budgeted projections through quarter-end. Field rentals and batting cage receipts are over seventy percent of budgeted revenues, and admissions and field passes are over budget as well so far through June 2026.
(2) Interest is allocated in June and December based on average cash balances. The Fieldhouse did not budget for interest earnings in 2026 since it was not operational at the time of budget preparation.
(3) Supplies are purchased sporadically throughout the year, on an as needed basis. Specifically, operational, clothing, tools and facility equipment supply expenses are under budget as of quarter-end.
(4) Other service charges were higher than expected as of June 30 due to annual insurance costs, as comparable amounts were not known at the time of budget preparation.

City of Rogers, Minnesota
Water Utility Fund Financial Report
For the Quarter-Ended June 30, 2026

	Audited 2025	Approved Budget 2026	YTD June 2026	Variance	% Collected or Expended
Operating Revenues					
Charges for Services	$ 3,026,014	$ 2,385,500	$ 1,365,797	$ (1,019,703)	57.25%
Miscellaneous	70,706	5,000	26,831	21,831	536.63% (1)
Total Operating Revenues	3,096,720	2,390,500	1,392,628	(997,872)	
Operating Expenses					
Personal Services	658,979	766,474	340,478	(425,996)	44.42%
Supplies	420,806	322,600	91,618	(230,982)	28.40% (2)
Other Services & Charges	570,108	644,450	229,898	(414,552)	35.67% (3)
Depreciation	573,409	595,000	-	(595,000)	0.00% (4)
Total Expenditures	2,223,302	2,328,524	661,994	(1,666,530)	
Operating Income (Loss)	873,418	61,976	730,634	668,658	
Nonoperating Revenues (Expenses)					
Income on Investments	388,757	160,000	142,787	(17,213)	89.24% (5)
Interest Expense	(58,493)	(62,885)	(32,493)	30,392	51.67%
Total Nonoperating Revenues (Expenses)	330,265	97,115	110,293	13,178	
Income (Loss) Before Contributions and Transfers	1,203,683	159,091	840,927	681,836	
Contributions from Developers	1,464,277	1,235,000	-	(1,235,000)	0.00% (4)
Contributions from Other Funds	-	690,000	-	(690,000)	0.00% (4)
Transfers In	289,496	136,890	32,218	(104,673)	23.54% (6)
Change in Net Position	$ 2,957,456	$ 2,220,981	$ 873,145	$ (1,347,836)	

As of June 30, revenues and expenditures are expected to be at 50% of budgeted amounts. Variances greater or less than 10% from expected amounts are detailed below:

(1) Refunds and reimbursements are received periodically throughout the year. Significant reimbursements received during the quarter are related to recycled equipment from the City's water meter replacement project in Spring 2026.
(2) Supplies are purchased sporadically throughout the year, on an as needed basis. As of quarter-end, chemicals, tools and equipment, infrastructure maintenance, and water meter supply expenses are under budget. Water meter costs reflect the timing of the City's water meter replacement project during the year. Fuel costs are allocated at year-end.
(3) City utilities such as electric and gas are generally paid one-month behind. Additionally, street and vehicle equipment repairs and maintenance expenses occur as needed throughout the year and are under budget as of June 30.
(4) Capital related items are adjusted at year-end when capital asset activity is recorded for the audit.
(5) Interest is allocated in June and December based on average cash balances. The variance from budget reflects conservative budgeting and higher-than-expected interest rates.
(6) Operating transfers are budgeted for debt payments on the 2012 Ground Storage Bonds. Payments for this bond are made in June and December.

City of Rogers, Minnesota
Sewer Utility Fund Financial Report
For the Quarter-Ended June 30, 2026

	Audited 2025	Approved Budget 2026	YTD June 2026	Variance	% Collected or Expended
Operating Revenues					
Charges for Services	$ 3,373,055	$ 2,964,500	$ 1,711,196	$ (1,253,304)	57.72%
Miscellaneous	63,100	-	4,752	4,752	N/A
Total Operating Revenues	3,436,155	2,964,500	1,715,948	(1,248,552)	
Operating Expenses					
Personal Services	609,529	707,486	319,607	(387,879)	45.18%
Supplies	24,583	32,000	7,821	(24,179)	24.44% (1)
Other Services & Charges	1,583,178	1,686,700	1,003,512	(683,188)	59.50%
Depreciation	483,704	460,000	-	(460,000)	0.00% (2)
Total Expenditures	2,700,995	2,886,186	1,330,941	(1,555,245)	
Operating Income (Loss)	735,160	78,314	385,007	306,693	
Nonoperating Revenues					
Income on Investments	181,732	60,000	72,449	12,449	120.75% (3)
Income (Loss) Before Contributions and Transfers	916,892	138,314	457,456	319,142	
Contributions from Developers	2,053,928	1,789,000	-	(1,789,000)	0.00% (2)
Contributions from Other Funds	28,182	515,000	-	(515,000)	0.00% (2)
Change in Net Position	$ 2,999,001	$ 2,442,314	$ 457,456	$ (1,984,858)	

As of June 30, revenues and expenditures are expected to be at 50% of budgeted amounts. Variances greater or less than 10% from expected amounts are detailed below:

(1) Supplies are purchased sporadically throughout the year, on an as needed basis. As of quarter-end, operational and buildings, tools and equipment, and infrastructure maintenance supply expenses are under budget. Fuel is allocated at year-end.
(2) Capital related items are adjusted at year-end when capital asset activity is recorded for the audit.
(3) Interest is allocated in June and December based on average cash balances. The variance from budget reflects conservative budgeting and higher-than-expected interest rates.

City of Rogers, Minnesota
Storm Sewer Utility Fund Financial Report
For the Quarter-Ended June 30, 2026

	Audited 2025	Approved Budget 2026	YTD June 2026	Variance	% Collected or Expended
Operating Revenues					
Charges for Services	$ 785,598	$ 770,000	$ 412,446	$ (357,554)	53.56%
Miscellaneous	53,976	-	14,050	14,050	N/A (1)
Total Operating Revenues	839,574	770,000	426,496	(343,504)	
Operating Expenses					
Personal Services	234,048	331,784	118,371	(213,414)	35.68% (2)
Supplies	9,145	15,100	4,071	(11,029)	26.96% (3)
Other Services & Charges	173,060	155,000	104,231	(50,769)	67.25% (4)
Depreciation	334,028	348,000	-	(348,000)	0.00% (5)
Total Expenditures	750,282	849,884	226,673	(623,211)	
Operating Income (Loss)	89,292	(79,884)	199,823	279,707	
Nonoperating Revenues					
Income on Investments	155,236	70,000	53,323	(16,677)	76.18% (6)
Income (Loss) Before Contributions and Transfers	244,528	(9,884)	253,146	263,030	
Contributions from Developers	1,884,222	1,322,000	-	(1,322,000)	0.00% (5)
Contributions from Other Funds	-	1,030,000	-	(1,030,000)	0.00% (5)
Change in Net Position	$ 2,128,750	$ 2,342,116	$ 253,146	$ (2,088,970)	

As of June 30, revenues and expenditures are expected to be at 50% of budgeted amounts. Variances greater or less than 10% from expected amounts are detailed below:

(1) Refunds and reimbursements include staff time and City-paid vendor invoices associated with private development projects. These reconciliations are completed periodically throughout the year.
(2) Personal service expense is under budget as of quarter-end due to staffing vacancies, including the unfilled Civil Engineer position budgeted for 2026, which resulted in reduced salary and benefit costs for the quarter-ended June 30.
(3) Operating expenses are incurred sporadically throughout the year, on an as needed basis. As of quarter-end, storm water project, vehicle, and operational supply expenses are under budget. Storm water work is generally completed during the warmer months. Fuel is allocated at year-end.
(4) Professional services and related support charges for vegetation and watershed management are used as needed. As of quarter-end, computer services and City subscriptions and trainings are over budget due to the timing of such costs and operational requirements.
(5) Capital related items are adjusted at year-end when capital asset activity is recorded for the audit.
(6) Interest is allocated in June and December based on average cash balances. The variance from budget reflects conservative budgeting and higher-than-expected interest rates.

City of Rogers, Minnesota
Liquor Fund Financial Report
For the Quarter-Ended June 30, 2026

	Audited 2025	Approved Budget 2026	YTD June 2026	Variance	% Collected or Expended
Rogers Wines and Spirits (RWAS)					
Operating Revenues					
Sales	$ 4,182,265	$ 4,221,000	$ 1,886,505	$ (2,334,495)	44.69%
Cost of Sales	(2,894,840)	(3,003,600)	(1,313,800)	1,689,800	43.74%
Gross Profit	1,287,425	1,217,400	572,705	(644,695)	
Operating Expenses					
Personal Services	616,051	843,230	389,429	(453,801)	46.18%
Supplies	20,673	22,500	12,391	(10,109)	55.07%
Other Services & Charges	268,703	255,808	126,977	(128,831)	49.64%
Depreciation	20,685	23,000	-	(23,000)	0.00% (1)
Total Expenditures	926,112	1,144,538	528,796	(615,742)	
Operating Income (Loss) - RWAS	361,313	72,862	43,908	(28,954)	60.26%
Event Center					
Operating Revenues					
Sales	43,710	42,900	18,206	(24,694)	42.44%
Cost of Sales	(4,573)	(9,000)	(3,120)	5,880	34.67% (2)
Gross Profit	39,137	33,900	15,085	(18,815)	
Operating Expenses					
Personal Services	23,146	27,077	10,794	(16,283)	39.86% (3)
Supplies	3,294	1,600	263	(1,337)	16.43% (4)
Other Services & Charges	5,769	6,300	4,790	(1,510)	76.04% (5)
Total Expenditures	32,209	34,977	15,847	(19,130)	
Operating Income (Loss) - Event Center	6,928	(1,077)	(762)	315	
Nonoperating Revenues (Expenses)					
Income on Investments	78,958	80,000	38,302	(41,698)	47.88%
Gain on Sale of Capital Assets	260	-	-	-	N/A
Other Income	8,181	7,900	4,425	(3,475)	56.02%
Total Nonoperating Revenues (Expenses)	87,399	87,900	42,727	(45,173)	
Income (Loss) Before Contributions and Transfers	455,639	159,685	85,873	(73,812)	
Transfers Out	(225,000)	(225,000)	-	225,000	0.00% (6)
Change in Net Position	$ 230,639	$ (65,315)	$ 85,873	$ 151,188	

As of June 30, revenues and expenditures are expected to be at 50% of budgeted amounts. Variances greater or less than 10% from expected amounts are detailed below:

(1) Capital related items are adjusted at year-end when capital asset activity is recorded for the audit.
(2) Cost of sales is under budget as of quarter-end due to the use of existing inventory and fewer purchases, reflecting from changes in City event rental activities from the prior year.
(3) Personal service expense is under budget as of quarter-end due to fewer part-time staffing needs at events, which vary based on the type and number of activities requiring City staff.
(4) Minimal operating expenses were incurred year-to-date, as expenses occur sporadically throughout the year on an as needed basis. As of quarter-end, tools and equipment expenses are under budget and contribute to the favorable budget variance.
(5) Other service charges are higher than expected as of June 30 due to annual insurance costs incurred in the prior quarter.
(6) Budgeted operating transfers to the General Fund are made at year-end.

STAFF REPORT **Meeting Date**: August 13, 2026

ROGERS CITY COUNCIL **Agenda Item**: 9.2

Subject: Council-Staff Goalsetting 2026/2027, Report and Work Plan
Prepared By: Steve Stahmer, City Administrator

Recommended Council Action

Overview / Background / Analysis
Attached is the report and work plan for the May 29, 2026 Council-Staff goalsetting.

Staff Recommendation

Financial Impact: **Source Fund**:

Budgeted?

Supporting Documentation
A. Goalsetting Work Plan by Tier 2026/2027

City of ROGERS
Connect. Explore. Thrive.

Council Staff Goalsetting, May 29, 2026

2026/2027 Goal Work Plan By Tier

Goal	Primary Responsible Party/Dept.	Anticipated Timeline	Notes	2027 Budget Impact? (Est. Source/Source Fund)
Tier 1 Goals				
Stabilizing Leadership Positions Through Salary Study	Admin/HR/Finance	Budget Inclusion	Market comparison to stabilize leadership positions and create proper separation between grades/positions.	Personnel Services
John Deere Lane Connection to Industrial Blvd	PW/Comm Dev	Q2 – Q4 2026 Acquisition, Q2-Q3 Construction	Surveyor signed; surveyor field work completed July 2026 with exhibits to be drafted for negotiation of easement area. Project has been added to the 2027 program year in the CIP.	$600,000 (Existing TIF funds to cash flow the project until the TIF on the Millhouse Flats assists with the project)
Market/Develop TruStone Center as a Destination	Park Rec	Ongoing-Q2-3 2027	This is ongoing, but the Programming and Events Coordinator position coming online with Rink 2 will be focused on this priority.	Mid-Year Hire: .33 General Fund Community Recreation .34 Ice Arena .33 Fieldhouse
PD Patrol Sgt. Hiring (5th and 6th)	PD/HR	Budget Inclusion to Hire Q4 2026	Sydney DeMorett named for this position. Will backfill all spots behind it. Will be requesting a 6th Sergeant in 2027 budget (Q1)	General Fund PD FT employee
Sale of Existing PD (post Civic Campus completion)	Comm Dev/PD/PW?	Q4 2027/Q1 2028	Appraisal to take place upon building being vacated. Anticipated self-listing. Preliminary user discussion to take place in 2027. Existing debt on the building of approximately $1.2 million will need to be paid off with the sale proceeds.	

Trail Connections	Park Rec/PW	Ongoing	Some of the trail connections will continue to rely on development to be completed, along with being aligned with county road projects. SCP Phase 2 trails under construction summer 2026.	404-Park/Trail Dedication
Fire Duty Crew	Fire/Admin/HR	Duty Crew	Increase to PT wages to paid on-call FF	General Fund FD PT employees
Tier 2 Goals				
SCADA (Utilities) System Replacement	IS/PW	Q4, 2026	Draft RFP has been prepared. SCADA requirements being inventoried. Put on hold during meter replacement and base station communication issues.	$250,000 (407/408)
Future Water Treatment Planning	PW	Well 10 Q4, 2026, WTP TBD	Project has been added to the 2027 program year in the CIP but likely moved to 2028. Storage and quality are not issues right now, production is the issue. Well #10 study ongoing. Preliminary discussions with MnDNR regarding adding the well. Site near FBS/RR/CR 81 preferred.	Water Treatment $10,000,000 (407) Well 10 $5,000,000 (407)
Full-Time PD Records Tech (Data and Property) Hiring	PD/HR	Budget Inclusion for Q1 2027	Two separate positions. Records Tech from PT to FT and hire a FT Property & Evidence Tech employee	General Fund PD FT employee
Deputy Fire Marshal Hiring	Fire/HR	Budget inclusion for 2027	Establish a Rental Inspection Program, backup to the Fire Marshal for expanding and increasing Commercial Plan Review/Inspection Projects, an additional daytime responder will enable FTS to handle most calls for service Monday – Thursday 0800-1200	General Fund FD FT Employee; 2028 – offsetting ½+ of position with rental inspection fees
Technology Tools for Econ Development	Comm Dev	Budget Inclusion	Placer, Development Map, CoStar	
Directional Signage for Upcoming Road Closures	Comm Dev/PW	Ongoing	Inclusion of wayfinding parking signage with the civic campus and main street reconstruction. Construction signage on road projects.	Included with project costs.

Full-Time Building Inspector (intern to FT) in 2027	Building/HR	Budget Inclusion 2027	Permits and complexity of plan review increasing, difficulties with part-time staffing, and the ability for employees to take vacation, sick, etc., without negatively impacting service levels	General Fund Building Insp FT employee
Build Capital Reserves (increase)	Finance	Ongoing	Bonding for the Civic Campus in 2026 eliminates the need for as much capital savings related to Facilities. There are future needs, so there may still be a small amount levied going forward.	Continue setting aside funds for future facility projects. The amount for 2027 will likely be less than 2026.
Econ Development Strategic Plan Implementation	Comm Dev	Ongoing	Implementation of 2025 strategic plan. Anticipated update to the plan in 2027.	Programs and Initiatives – Economic Development Authority
Focus on Full-Time Fire Staffing in lieu of a Station #3	Fire	2027-20230	Still recommend procuring land for the potential need for Station 3 at full city buildout, shift priority from building and staffing a 3rd station with paid-on-call and additional apparatus, and focus on transitioning to 24/7 duty crew and FTS.	General Fund – FD Paid-on-call staff
Tier 3 Goals				
Corridor Cleanup (state/county road corridors	PW		Not sure what this means. We will not be cleaning state/county corridors. State and county forces have been mowing ditches the last 2 weeks.	
Code Enforcement, Increased Activity	Planning/PD	Ongoing	Enforcement has historically been directed to be done primarily on a complaint basis for non-egregious issues. Voluntary compliance has been the goal.	
Housing Study	Comm Dev	Q3-Q4 2026	Metropolitan Council approval to take place on Aug. 12th. Work to begin in August with completion anticipated before the end of 2026.	No impact (2026 item and primarily grant funded via Metropolitan Council) - Professional Services – Community Development
Equipment Storage (short/long term)	PW/Comm Dev/PD/FD	ST – Q2 2026	Lease was entered into for short term lease in Rogers Tech Center for the duration of the civic campus construction. PW exploring second	Short term: $2,500/month - Civic Campus Project

			stretched fabric structure to match the existing salt storage building that was recently replaced.	PW storage $200,000 (TBD)
PD Community Engagement Specialist (hiring) and Program	PD	Hire Sep. 2026	Currently completing background check.	General Fund PD Budget
Other Goals				
Comp Plan Community Engagement	Comm Dev	Q1 2026 – Q4 2027	Phase I engagement has been completed with an online survey and pop-up events. Multiple online and in-person events planned for 2026 and 2027.	Incorporated into 2050 Comprehensive Plan budget – Professional Services – Community Development
Quality of Life Issues - Addressing Through Comp Plan	Comm Dev, other	2026-2027	Community engagement ongoing for the comp plan to identify issues and desired uses within the community.	
Chicken Zoning Consideration	Comm Dev	Q3 2026	Ordinance has been drafted and set to be reviewed by the Planning Commission and City Council in August 2026.	No impact
Expand Façade Grant	Comm Dev	2027	Pending budget and approvals, anticipated amended facade program policies to be considered in Q1 2027.	$20,000 requested for Economic Development Authority Budget
Replace Ladder Engine with Aerial+Tanker	Fire	2027-2029	Eliminate replacement of Engine 11 – replace with Tanker/Pumper (fills need for water and pump) decreases apparatus replacement by nearly $600k. Replace Tower 21 with a straight ladder truck, savings of nearly $500k from tower, more useful for all of community.	Fund 403, remaining general fund – total approx. 2.65 million dollars.
"Safe Streets," STRIKE/SWAT Unit	PD	SWAT Q4 2026 STRIKE Q1 2027	Departing DTF in December 2026. Will start internal proactive unit called "STRIKE." STRIKE stands for Safety Through Response, Intervention, Knowledge & Engagement. This person will replace DTF spot, so not an add. We will also join a regional SWAT team by the end of this year. Not additional personnel.	Equipment for SWAT team and OT when required. DTF should be a wash.

Water Resources Technician Hire (Utilities)	PW/HR	Fall, 2026	Job description complete and waiting for City Council approval. Space availability in PW is limited until Civic Campus is completed January 2028.	$170,000 estimated/to be budgeted Engineering reimbursements offset costs.
Assumed/Previously Directed Goals				
Use of UMD/Tower/Billboard Funds for Civic Campus Financing			Bid Package #2 on City Council agenda 7/28/2026.	$45,300,000 (Bonds, UMD/Tower/Billboard)
Civic Campus Completion			Final bid package approval July 2026	Currently working to balance levy impact in 2027 with the equity we have on hand to pay down the bonds.
North Community Park Accessible Playground	Park Rec/PW	Fall 2026	Equipment has been ordered; Staff is working on a rehab/paint plan for the current shade structure.	404-Park Dedication